



SPECIFIERS GUIDE 2024

Specifiers Guide 2024

Introduction

Welcome to the Imperial Specifiers Guide - our ultimate companion to an extensive range of outstanding products brought to you by a company with a history now spanning over three decades.

At Imperial, we pride ourselves on delivering only the finest quality products and offering dedicated customer service. Our portfolio of furniture ensures you can confidently select the perfect product to meet your needs.

We are passionate about transforming workspaces into productive and inspiring environments. Our team of experts is dedicated to making your vision a reality, from concept to completion. We take pride in providing a smooth and hassle-free process, ensuring your ultimate satisfaction.

Imperial Office Furniture proudly stands by our dealer network situated throughout mainland UK. We believe in building strong relationships that last a lifetime, and it is our pleasure to continue supporting our extensive customer base.




Bolton Business Environment Network

5 Year Guarantee
Imperial Office Furniture is committed to providing exceptional service, manufacturing quality products with a comprehensive 5 year guarantee.

Contents

Sirius & Odyssey <i>cantilever & panel end desking</i>	PAGES 4-15
Pure & Pure Bench <i>goal post leg desking</i>	PAGES 16-23
Veta <i>goal post bench desking</i>	PAGES 24-35
iBench <i>'A' frame, goal post & hoop leg bench system</i>	PAGES 36-49
Evolution <i>Oak or RAL painted leg bench system</i>	PAGES 50-67
Executive <i>Executive panel end desking</i>	PAGES 68-69
Height Adjustable <i>hoop, goal post & cantilever height adjustable desking</i>	PAGES 70-83
Accessories <i>cable management, monitor arms & power modules.....</i>	PAGES 84-89
Universal <i>storage units, pedestals & filing systems</i>	PAGES 90-115
Matrix <i>Grid frame storage, tables & seating</i>	PAGES 116-129
Tables (including Escape & Knok) <i>meeting, boardroom and multi-purpose tables</i>	PAGES 130-173
Aspect <i>Static or Mobile 'A' frame tables</i>	PAGES 174-191
Evolve <i>Oak or RAL painted leg boardroom & meeting tables</i>	PAGES 192-227
Divide <i>desktop & floor standing screens</i>	PAGES 228-259
Receptiv <i>modular reception furniture</i>	PAGES 260-291
Allure <i>premium modular reception furniture</i>	PAGES 292-313
Seating <i>task, operator, executive, conference, bistro & soft seating</i>	PAGES 314-389
Finishes <i>colour swatches & services</i>	PAGES 390-397



Sirius & Odyssey



Contents

Sirius Cantilever Desking

800mm Deep	PAGES 5-7
600mm Deep	PAGE 8
Combination Desks	PAGE 9

Odyssey Panel End Desking

800mm Deep	PAGES 10-11
600mm Deep	PAGE 12
Combination Desks	PAGE 13
Conference Links	PAGES 14-15



Sirius Cantilever Desking

VDU Workstation				Price £
Code	Hand	W x D x H		
VDU8X	-	800 x 800 x 725		£273
VDU10X	-	1000 x 800 x 725		£295
VDU12X	-	1200 x 800 x 725		£317
VDU14X	-	1400 x 800 x 725		£328
VDU16X	-	1600 x 800 x 725		£332
VDU18X	-	1800 x 800 x 725		£391

Bow Front VDU Workstation				Price £
Code	Hand	W x D x H		
VDU16BX	-	1600 x 900 x 725		£488
VDU18BX	-	1800 x 900 x 725		£511

D End VDU Workstation				Price £
Code	Hand	W x D x H		
VDU16DX	L or R	1600 x 800 x 725		£387
VDU18DX	L or R	1800 x 800 x 725		£432

Wave Workstation				Price £
Code	Hand	W x D x H		
W10X	L or R	1000 x 1000 x 725		£332
W12X	L or R	1200 x 1000 x 725		£350
W14X	L or R	1400 x 1000 x 725		£364
W16X	L or R	1600 x 1000 x 725		£382
W18X	L or R	1800 x 1000 x 725		£417

Double Wave Workstation				Price £
Code	Hand	W x D x H		
DW16X	-	1600 x 1000 x 725		£446
DW18X	-	1800 x 1000 x 725		£481

Codes for board finishes:

Walnut (N), Canadian Maple (CM), Japanese Ash (J), Beech (B), Light Oak (LO), Silver (S), Grey (G), White (W), Santiago Cherry (SC), Stone Oak (SO), Black (BL), Anthracite (AN), Verade Oak (VO), Slate (ST), Nebraska Oak (NO), Natural (NA), Nordic (RD), Rustic (R)

Codes for trim finishes:

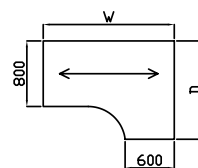
White (W), Silver (S), Black (BL), Grey (G)

Sirius Cantilever Desking



Right hand shown

**Radial
Workstation**

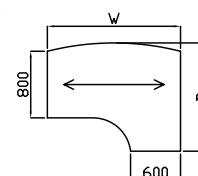


			Price £
Code	Hand	W x D x H	
SPW14X	L or R	1400 x 1200 x 725	£470
SPW16X	L or R	1600 x 1200 x 725	£493
SPW18X	L or R	1800 x 1200 x 725	£564



Right hand shown

**Bow Front Radial
Workstation**

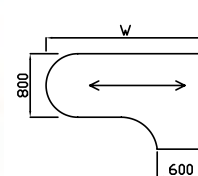


			Price £
Code	Hand	W x D x H	
SPW16BX	L or R	1600 x 1320 x 725	£711
SPW18BX	L or R	1800 x 1320 x 725	£738



Right hand shown

**D End Radial
Workstation**

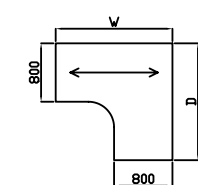


			Price £
Code	Hand	W x D x H	
SPW20DX	L or R	2000 x 1200 x 725	£757



Right hand shown

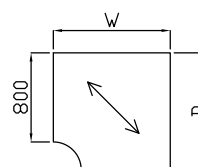
**Universal
Workstation**



			Price £
Code	Hand	W x D x H	
SUN14X	L or R	1400 x 1400 x 725	£558
SUN16X	L or R	1600 x 1600 x 725	£601
SUN18X	L or R	1800 x 1800 x 725	£657



**Corner
Workstation**



			Price £
Code	Hand	W x D x H	
CW8X	-	1050 x 1050 x 725	£424

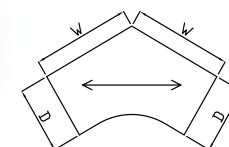
Codes for board finishes:
Walnut (N), Canadian Maple (CM), Japanese Ash (J), Beech (B), Light Oak (LO), Silver (S), Grey (G), White (W), Santiago Cherry (SC), Stone Oak (SO), Black (BL), Anthracite (AN), Verade Oak (VO), Slate (ST), Nebraska Oak (NO), Natural (NA), Nordic (RD), Rustic (R)

Codes for trim finishes:
White (W), Silver (S), Black (BL), Grey (G)

Sirius Cantilever Desking

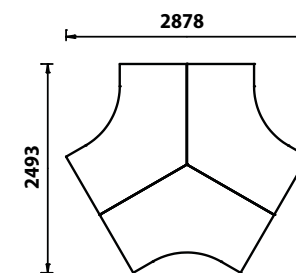


**120° Segment
Workstation**

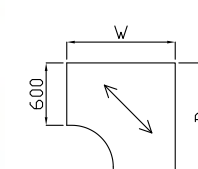


			Price £
Code	Hand	W x D x H	
SEG38X	-	1200 x 800 x 725	£622

**SEG38X
120° Segment
Cluster**



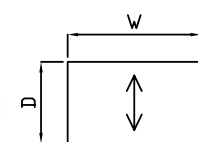
**90° Segment
Workstation**



			Price £
Code	Hand	W x D x H	
SEG4X	-	1050 x 1050 x 725	£424



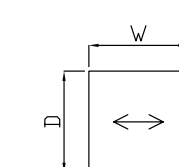
**Return
Workstation**



			Price £
Code	Hand	W x D x H	
RU8X	-	800 x 600 x 725	£252
RUX	-	1000 x 600 x 725	£264



**Printer
Table**



			Price £
Code	Hand	W x D x H	
PTX	-	800 x 800 x 725	£300

Codes for board finishes:
Walnut (N), Canadian Maple (CM), Japanese Ash (J), Beech (B), Light Oak (LO), Silver (S), Grey (G), White (W), Santiago Cherry (SC), Stone Oak (SO), Black (BL), Anthracite (AN), Verade Oak (VO), Slate (ST), Nebraska Oak (NO), Natural (NA), Nordic (RD), Rustic (R)

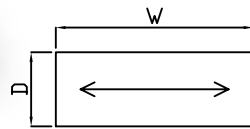
Codes for trim finishes:
White (W), Silver (S), Black (BL), Grey (G)

W Handle (W-)	X Handle (X-)	S Handle (S-)	Q Handle (Q-)	M Handle (M-)	B Handle (B-)
					
Trim colours available: Oak	Trim colours available: Silver (S)	Trim colours available: White (W), Silver (S), Black (BL)	Trim colours available: White (W), Silver (S), Black (BL), Grey (G)	Trim colours available: White (W), Silver (S), Black (BL)	Trim colours available: White (W), Silver (S), Black (BL)

600mm Deep Sirius Cantilever Desking



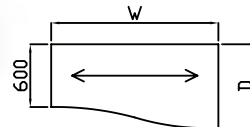
**600mm Deep
VDU Workstation**



Code	Hand	W x D x H	Price £
VDU8-6X	-	800 x 600 x 725	£262
VDU10-6X	-	1000 x 600 x 725	£280
VDU12-6X	-	1200 x 600 x 725	£301
VDU14-6X	-	1400 x 600 x 725	£313
VDU16-6X	-	1600 x 600 x 725	£316
VDU18-6X	-	1800 x 600 x 725	£372



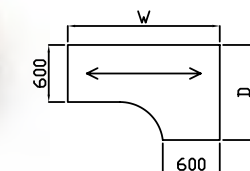
**600mm Deep
Wave Workstation**



Code	Hand	W x D x H	Price £
W10-6X	L or R	1000 x 800 x 725	£316
W12-6X	L or R	1200 x 800 x 725	£326
W14-6X	L or R	1400 x 800 x 725	£348
W16-6X	L or R	1600 x 800 x 725	£363
W18-6X	L or R	1800 x 800 x 725	£396



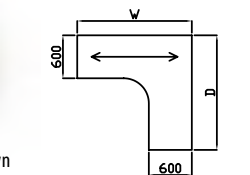
**600mm Deep
Radial Workstation**



Code	Hand	W x D x H	Price £
SPW14-6X	L or R	1400 x 1000 x 725	£448
SPW16-6X	L or R	1600 x 1000 x 725	£469
SPW18-6X	L or R	1800 x 1000 x 725	£537



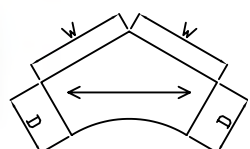
**600mm Deep
Universal Workstation**



Code	Hand	W x D x H	Price £
SUN12-6X	L or R	1200 x 1200 x 725	£488
SUN14-6X	L or R	1400 x 1400 x 725	£532
SUN16-6X	L or R	1600 x 1600 x 725	£573
SUN18-6X	L or R	1800 x 1800 x 725	£626



**600mm Deep
120° Segment Workstation**



Code	Hand	W x D x H	Price £
SEG3X	-	1000 x 600 x 725	£573

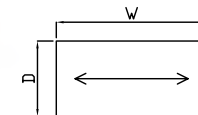
Codes for board finishes:
Walnut (N), Canadian Maple (CM), Japanese Ash (J), Beech (B), Light Oak (LO), Silver (S), Grey (G), White (W), Santiago Cherry (SC), Stone Oak (SO), Black (BL), Anthracite (AN), Verade Oak (VO), Slate (ST), Nebraska Oak (NO), Natural (NA), Nordic (RD), Rustic (R)

Codes for trim finishes:
White (W), Silver (S), Black (BL), Grey (G)

Sirius Cantilever Combination Desking



**800mm Deep
Combination
VDU Workstation**



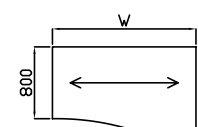
Right hand shown

Code	Hand	W x D x H	Price £
SCVDU12X	L or R	1200 x 800 x 725	£454
SCVDU14X	L or R	1400 x 800 x 725	£469
SCVDU16X	L or R	1600 x 800 x 725	£482
SCVDU18X	L or R	1800 x 800 x 725	£497

Please specify handle option W, S, Q, X or M (e.g SCVDU16X-S)



**800mm Deep
Combination
Wave Workstation**



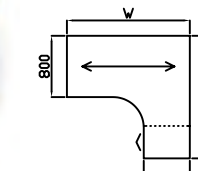
Right hand shown

Code	Hand	W x D x H	Price £
SCW12X	L or R	1200 x 1000 x 725	£482
SCW14X	L or R	1400 x 1000 x 725	£497
SCW16X	L or R	1600 x 1000 x 725	£510
SCW18X	L or R	1800 x 1000 x 725	£525

Please specify handle option W, S, Q, X or M (e.g SCW16X-S)



**800mm Deep
Combination Radial Workstation**



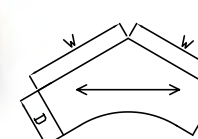
Right hand shown

Code	Hand	W x D x H	Price £
SCSPW14X	L or R	1400 x 1600 x 725	£587
SCSPW16X	L or R	1600 x 1600 x 725	£600
SCSPW18X	L or R	1800 x 1600 x 725	£616

Please specify handle option W, S, Q, X or M (e.g SCSPW16X-S)



**600mm Deep
Combination Segment Workstation**

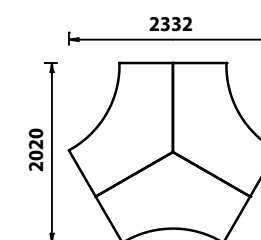


Right hand shown

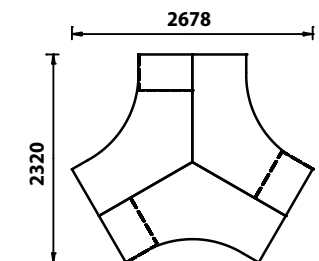
Code	Hand	W x D x H	Price £
SCSEG36X	L or R	1200 x 600 x 725	£629

Please specify handle option W, S, Q, X or M (e.g SCSEG36X-S)

**SEG3X
120° Segment
Cluster**



**SCSEG36X
120° Segment
Cluster**



Codes for board finishes:
Walnut (N), Canadian Maple (CM), Japanese Ash (J), Beech (B), Light Oak (LO), Silver (S), Grey (G), White (W), Santiago Cherry (SC), Stone Oak (SO), Black (BL), Anthracite (AN), Verade Oak (VO), Slate (ST), Nebraska Oak (NO), Natural (NA), Nordic (RD), Rustic (R)

Codes for trim finishes:
White (W), Silver (S), Black (BL), Grey (G)

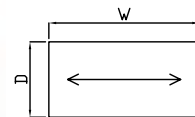


Code	Hand	Description	Price
OCBLX	L or R	cut back leg for below	£121
only compatible with 800mm deep panel end desking			

Odyssey Panel End Desking



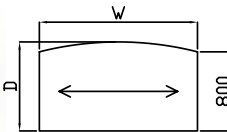
**Panel End
VDU Workstation**



Code	Hand	W x D x H	Price £
OVDU8X	-	800 x 800 x 725	£288
OVDU10X	-	1000 x 800 x 725	£302
OVDU12X	-	1200 x 800 x 725	£321
OVDU14X	-	1400 x 800 x 725	£332
OVDU16X	-	1600 x 800 x 725	£341
OVDU18X	-	1800 x 800 x 725	£397



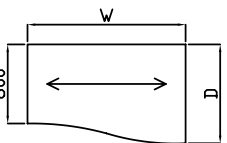
**Bow Front Panel End
VDU Workstation**



Code	Hand	W x D x H	Price £
OVDU16BX	-	1600 x 900 x 725	£499
OVDU18BX	-	1800 x 900 x 725	£522



**Panel End
Wave Workstation**

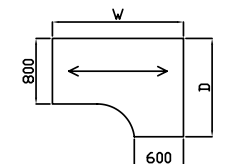


Right hand shown

Code	Hand	W x D x H	Price £
OW10X	L or R	1000 x 1000 x 725	£347
OW12X	L or R	1200 x 1000 x 725	£363
OW14X	L or R	1400 x 1000 x 725	£381
OW16X	L or R	1600 x 1000 x 725	£391
OW18X	L or R	1800 x 1000 x 725	£424



**Panel End
Radial Workstation**

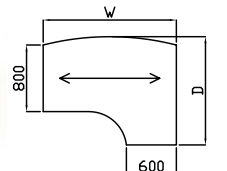


Right hand shown

Code	Hand	W x D x H	Price £
OSPW14X	L or R	1400 x 1200 x 725	£483
OSPW16X	L or R	1600 x 1200 x 725	£509
OSPW18X	L or R	1800 x 1200 x 725	£577



**Bow Front Panel End
Radial Workstation**



Right hand shown

Code	Hand	W x D x H	Price £
OSPW16BX	L or R	1600 x 1320 x 725	£729
OSPW18BX	L or R	1800 x 1320 x 725	£759

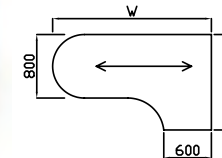
Codes for board finishes:
Walnut (N), Canadian Maple (CM), Japanese Ash (J), Beech (B), Light Oak (LO), Silver (S), Grey (G), White (W), Santiago Cherry (SC), Stone Oak (SO), Black (BL), Anthracite (AN), Verade Oak (VO), Slate (ST), Nebraska Oak (NO), Natural (NA), Nordic (RD), Rustic (R)

Codes for trim finishes:
White (W), Silver (S), Black (BL), Grey (G)

Odyssey Panel End Desking



**D End Panel End
Radial Workstation**

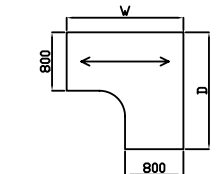


Right hand shown

Code	Hand	W x D x H	Price £
OSPW20DX	L or R	2000 x 1200 x 725	£769



**Panel End Universal
Workstation**

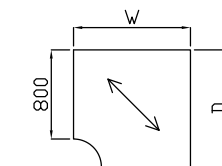


Right hand shown

Code	Hand	W x D x H	Price £
OUN14X	L or R	1400 x 1400 x 725	£579
OUN16X	L or R	1600 x 1600 x 725	£613
OUN18X	L or R	1800 x 1800 x 725	£675



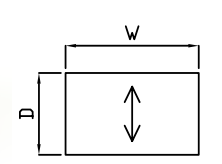
**Panel End
Corner Workstation**



Code	Hand	W x D x H	Price £
OCWX	-	1050 x 1050 x 725	£427



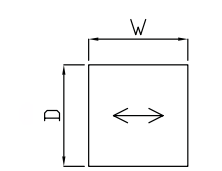
**Panel End
Return Workstation**



Code	Hand	W x D x H	Price £
ORU8X	-	800 x 600 x 725	£252
ORUX	-	1000 x 600 x 725	£266



**Panel End
Printer Table**




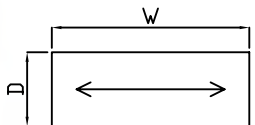
Code	Hand	W x D x H	Price £
OPTX	-	800 x 800 x 725	£307


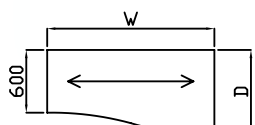
Codes for board finishes:
Walnut (N), Canadian Maple (CM), Japanese Ash (J), Beech (B), Light Oak (LO), Silver (S), Grey (G), White (W), Santiago Cherry (SC), Stone Oak (SO), Black (BL), Anthracite (AN), Verade Oak (VO), Slate (ST), Nebraska Oak (NO), Natural (NA), Nordic (RD), Rustic (R)


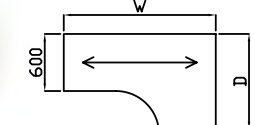
Codes for trim finishes:
White (W), Silver (S), Black (BL), Grey (G)


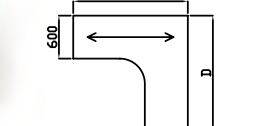
W Handle (W-)	X Handle (X-)	S Handle (S-)	Q Handle (Q-)	M Handle (M-)	B Handle (B-)
					
Trim colours available: Oak	Trim colours available: Silver (S)	Trim colours available: White (W), Silver (S), Black (BL), Grey (G)	Trim colours available: White (W), Silver (S), Black (BL)	Trim colours available: White (W), Silver (S), Black (BL)	Trim colours available: White (W), Silver (S), Black (BL)


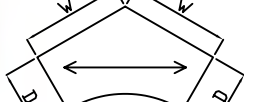
600mm Deep Odyssey Panel End Desking (not suitable for mobile or fixed pedestals)

			Price £
	Panel End 600mm Deep VDU Workstation		
			
Code	Hand	W x D x H	Price £
OVDU8-6X	-	800 x 600 x 725	£271
OVDU10-6X	-	1000 x 600 x 725	£290
OVDU12-6X	-	1200 x 600 x 725	£304
OVDU14-6X	-	1400 x 600 x 725	£316
OVDU16-6X	-	1600 x 600 x 725	£323
OVDU18-6X	-	1800 x 600 x 725	£379

			Price £
	Panel End 600mm Deep Wave Workstation		
			
Code	Hand	W x D x H	Price £
OW10-6X	L or R	1000 x 800 x 725	£329
OW12-6X	L or R	1200 x 800 x 725	£347
OW14-6X	L or R	1400 x 800 x 725	£361
OW16-6X	L or R	1600 x 800 x 725	£372
OW18-6X	L or R	1800 x 800 x 725	£404

			Price £
	Panel End 600mm Deep Radial Workstation		
			
Code	Hand	W x D x H	Price £
OSPW14-6X	L or R	1400 x 1000 x 725	£458
OSPW16-6X	L or R	1600 x 1000 x 725	£483
OSPW18-6X	L or R	1800 x 1000 x 725	£549


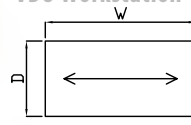
			Price £
	Panel End 600mm Deep Universal Workstation		
			
Code	Hand	W x D x H	Price £
OUN12-6X	L or R	1200 x 1200 x 725	£510
OUN14-6X	L or R	1400 x 1400 x 725	£550
OUN16-6X	L or R	1600 x 1600 x 725	£585
OUN18-6X	L or R	1800 x 1800 x 725	£641

			Price £
	Panel End 600mm Deep Segment Workstation		
			
Code	Hand	W x D x H	Price £
OSEG36X	-	1000 x 600 x 725	£593


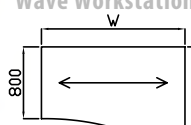
Codes for board finishes:
Walnut (N), Canadian Maple (CM), Japanese Ash (J), Beech (B), Light Oak (LO), Silver (S), Grey (G), White (W), Santiago Cherry (SC), Stone Oak (SO), Black (BL), Anthracite (AN), Verade Oak (VO), Slate (ST), Nebraska Oak (NO), Natural (NA), Nordic (RD), Rustic (R)

Codes for trim finishes:
White (W), Silver (S), Black (BL), Grey (G)


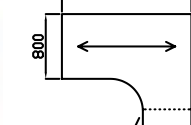
Odyssey Panel End Combination Desking

			Price £
	Panel End 800mm Deep Combination VDU Workstation		
			
Code	Hand	W x D x H	Price £
OCVDU12X	L or R	1200 x 800 x 725	£477
OCVDU14X	L or R	1400 x 800 x 725	£488
OCVDU16X	L or R	1600 x 800 x 725	£503
OCVDU18X	L or R	1800 x 800 x 725	£517


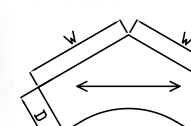
Please specify handle option W, S, Q, X or M (e.g OSCVDU16X-S)

			Price £
	Panel End 800mm Deep Combination Wave Workstation		
			
Code	Hand	W x D x H	Price £
OCW12X	L or R	1200 x 1000 x 725	£503
OCW14X	L or R	1400 x 1000 x 725	£517
OCW16X	L or R	1600 x 1000 x 725	£532
OCW18X	L or R	1800 x 1000 x 725	£545

Please specify handle option W, S, Q, X or M (e.g OSCW16X-S)

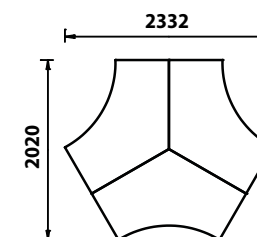
			Price £
	Panel End 800mm Deep Combination Radial Workstation		
			
Code	Hand	W x D x H	Price £
OCSPW14X	L or R	1400 x 1600 x 725	£607
OCSPW16X	L or R	1600 x 1600 x 725	£622
OCSPW18X	L or R	1800 x 1600 x 725	£634

Please specify handle option W, S, Q, X or M (e.g OSCSPW16X-S)

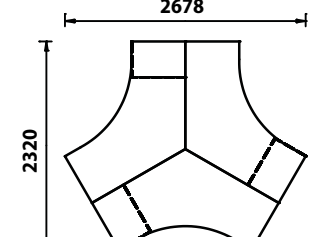
			Price £
	Panel End 600mm Deep Combination Segment Workstation		
			
Code	Hand	W x D x H	Price £
OCSEG36X	L or R	1200 x 600 x 725	£650

Please specify handle option W, S, Q, X or M (e.g OCSEG36X-S)

OSEG36X
120° Segment
Cluster




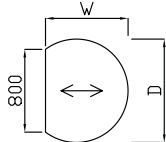
OCSEG36X
120° Segment
Cluster


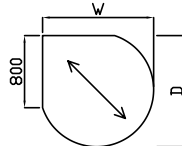



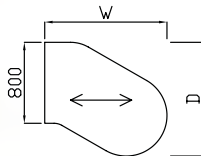
Codes for board finishes:
Walnut (N), Canadian Maple (CM), Japanese Ash (J), Beech (B), Light Oak (LO), Silver (S), Grey (G), White (W), Santiago Cherry (SC), Stone Oak (SO), Black (BL), Anthracite (AN), Verade Oak (VO), Slate (ST), Nebraska Oak (NO), Natural (NA), Nordic (RD), Rustic (R)

Codes for trim finishes:
White (W), Silver (S), Black (BL), Grey (G)


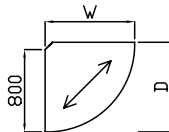
Conference Links


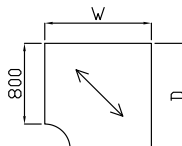
		Conference Link		
		Code		W x D x H
		CONX	800 x 1000 x 725	£264

		Tear Drop		
		Conference Link		
		Code		W x D x H
		TDCONX	1232 x 1232 x 725	£360

		Angular			
		Conference Link			
		Code		Hand	
		ACONX	L or R	1200 x 1123 x 725	£360

| Right hand shown | | | | |


		90° 2 Way Link		
		with modesty panel		
		Code		W x D x H
		902WRLX	850 x 850 x 725	£224

		Radial Corner Link			
		Code		Hand	
		RCL8X	-	1050 x 1050 x 725	£273

Codes for board finishes:
Walnut (N), Canadian Maple (CM), Japanese Ash (J), Beech (B), Light Oak (LO), Silver (S), Grey (G), White (W), Santiago Cherry (SC), Stone Oak (SO), Black (BL), Anthracite (AN), Verade Oak (VO), Slate (ST), Nebraska Oak (NO), Natural (NA), Nordic (RD), Rustic (R)

Codes for trim finishes:
White (W), Silver (S), Black (BL), Grey (G)

Conference Links



Semi Circular

Extension

Code	Grain	W x D x H	Price £
SCE12XFB	FB	1200 x 600 x 725	£317
SCE12XLR	LR	1200 x 600 x 725	£317
SCE16XFB	FB	1600 x 800 x 725	£347
SCE16XLR	LR	1600 x 800 x 725	£347



Codes for board finishes:
Walnut (N), Canadian Maple (CM), Japanese Ash (J), Beech (B), Light Oak (LO), Silver (S), Grey (G), White (W), Santiago Cherry (SC), Stone Oak (SO), Black (BL), Anthracite (AN), Verade Oak (VO), Slate (ST), Nebraska Oak (NO), Natural (NA), Nordic (RD), Rustic (R)

Codes for trim finishes:
White (W), Silver (S), Black (BL), Grey (G)

White Leg Finish (W)



Silver Leg Finish (S)



Black Leg Finish (BL)



Desk trim colour includes Legs, Modesty Panel and Cable Ports.

Pure Desking and Pedestals



Contents

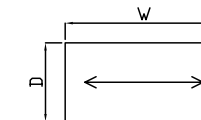
800mm Deep Desking	PAGES 17-18
600mm Deep Desking	PAGE 19
Combination Desking	PAGE 20
Conference Links	PAGE 21
Pure Bench	PAGES 22-23



800mm Deep Desking



VDU Workstation

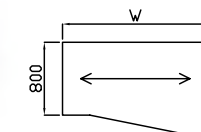


Code	Hand	W x D x H	Price £
PVDU8	-	800 x 800 x 725	£305
PVDU10	-	1000 x 800 x 725	£329
PVDU12	-	1200 x 800 x 725	£353
PVDU14	-	1400 x 800 x 725	£369
PVDU16	-	1600 x 800 x 725	£374
PVDU1630	-	1630 x 800 x 725	£379

1630mm desks are suitable as an end of run desk for Pure Bench



Wave Workstation



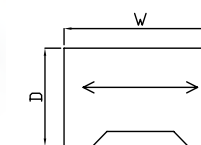
Right hand shown

Code	Hand	W x D x H	Price £
PW10	L or R	1000 x 1000 x 725	£341
PW12	L or R	1200 x 1000 x 725	£360
PW14	L or R	1400 x 1000 x 725	£380
PW16	L or R	1600 x 1000 x 725	£403
PW1630	L or R	1630 x 1000 x 725	£408

1630mm desks are suitable as an end of run desk for Pure Bench



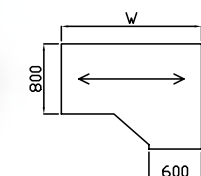
Double Wave Workstation



Code	Hand	W x D x H	Price £
PDW12	-	1200 x 1000 x 725	£380
PDW14	-	1400 x 1000 x 725	£396
PDW16	-	1600 x 1000 x 725	£410



Radial Workstation

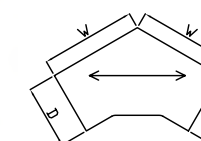


Right hand shown

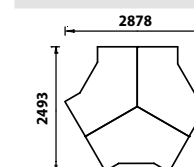
Code	Hand	W x D x H	Price £
PSPW14	L or R	1400 x 1200 x 725	£527
PSPW16	L or R	1600 x 1200 x 725	£552



Segment Workstation



Code	Hand	W x D x H	Price £
PSEG38	-	1200 x 800 x 725	£552



Codes for board finishes:

Walnut (N), Canadian Maple (CM), Japanese Ash (J), Beech (B), Light Oak (LO), Silver (S), Grey (G), White (W), Santiago Cherry (SC), Stone Oak (SO), Black (BL), Anthracite (AN), Verade Oak (VO), Slate (ST), Nebraska Oak (NO), Natural (NA), Nordic (RD), Rustic (R)

Codes for trim finishes:

White (W), Silver (S), Black (BL)

Trim Colour Options

White Leg Finish (W)



MFC Modesty panel

Silver Leg Finish (S)



MFC Modesty panel

Black Leg Finish (BL)



MFC Modesty panel

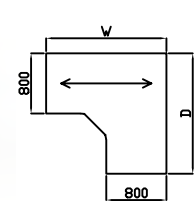
Desk trim colour includes Legs, Modesty Panel and Cable Ports.

800mm Deep Desking



Right hand shown

Universal Radial Workstation

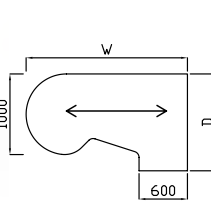


Code	Hand	W x D x H	Price £
PUN14	L or R	1400 x 1400 x 725	£656
PUN16	L or R	1600 x 1600 x 725	£694



Right hand shown

Conference Radial Workstation

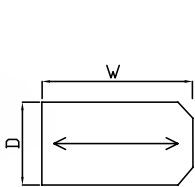


Code	Hand	W x D x H	Price £
PSPWD20	L or R	2000 x 1200 x 725	£808



Right hand shown

Conference Workstation

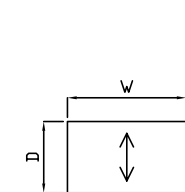


Code	Hand	W x D x H	Price £
PCS18 (cpu)	L or R	1500 x 800 x 725	£552
PCS38	L or R	1500 x 800 x 725	£568

To specify pedestal colour please see the Ordering Combination Desking section on page 39



Return Workstation

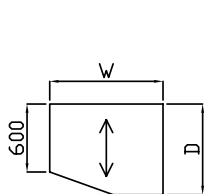


Code	Hand	W x D x H	Price £
PRU8	-	800 x 600 x 725	£305
PRU10	-	1000 x 600 x 725	£329



Right hand shown

Return Wave Workstation

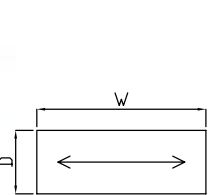


Code	Hand	W x D x H	Price £
PRW10	L or R	1000 x 800 x 725	£341

600mm Deep Desking



VDU Workstation

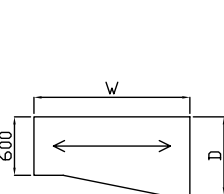


Code	Hand	W x D x H	Price £
PVDU8-6	-	800 x 600 x 725	£305
PVDU10-6	-	1000 x 600 x 725	£329
PVDU12-6	-	1200 x 600 x 725	£353
PVDU14-6	-	1400 x 600 x 725	£369
PVDU16-6	-	1600 x 600 x 725	£374
PVDU1230-6	-	1230 x 600 x 725	£358

1230mm desks are suitable as an end of run desk for Pure Bench



Wave Workstation

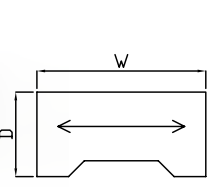


Code	Hand	W x D x H	Price £
PW10-6	L or R	1000 x 800 x 725	£341
PW12-6	L or R	1200 x 800 x 725	£360
PW14-6	L or R	1400 x 800 x 725	£380
PW16-6	L or R	1600 x 800 x 725	£403
PW1230-6	L or R	1230 x 800 x 725	£373

1230mm desks are suitable as an end of run desk for Pure Bench



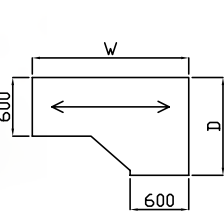
Double Wave Workstation



Code	Hand	W x D x H	Price £
PDW12-6	-	1200 x 800 x 725	£380
PDW14-6	-	1400 x 800 x 725	£396
PDW16-6	-	1600 x 800 x 725	£410



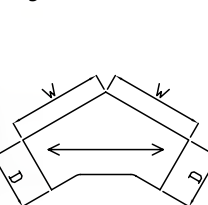
Radial Workstation



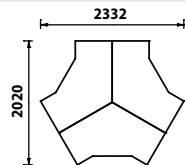
Code	Hand	W x D x H	Price £
PSPW14-6	L or R	1400 x 1000 x 725	£527
PSPW16-6	L or R	1600 x 1000 x 725	£552



Segment Workstation



Code	Hand	W x D x H	Price £
PSEG36	-	1000 x 600 x 725	£552



Codes for board finishes:

Walnut (N), Canadian Maple (CM), Japanese Ash (J), Beech (B), Light Oak (LO), Silver (S), Grey (G), White (W), Santiago Cherry (SC), Stone Oak (SO), Black (BL), Anthracite (AN), Verade Oak (VO), Slate (ST), Nebraska Oak (NO), Natural (NA), Nordic (RD), Rustic (R)

Codes for trim finishes:

White (W), Silver (S), Black (BL)

Codes for trim finishes:

White (W), Silver (S), Black (BL)

Ordering Combination Desking

Example 1



Product Code - PCVDU16R-W-N-W

Example 1
colour explained

-W (white leg and cable ports)

-N (walnut top)

-W (white pedestal and modesty panel)

Example 2



Product Code - PCVDU16R-W-N-N

Example 2
colour explained

-W (white leg and cable ports)

-N (walnut top)

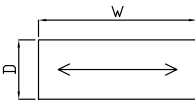
-N (walnut pedestal and modesty panel)

Combination Desking



Right hand shown

600mm Deep
Combination VDU
Workstation

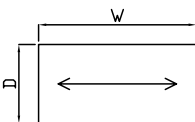


Code	Hand	W x D x H	Price £
PCVDU12-6	L or R	1200 x 600 x 725	£518
PCVDU14-6	L or R	1400 x 600 x 725	£538
PCVDU16-6	L or R	1600 x 600 x 725	£552
PCVDU18-6	L or R	1800 x 600 x 725	£574



Right hand shown

800mm Deep
Combination VDU
Workstation

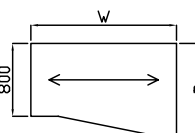


Code	Hand	W x D x H	Price £
PCVDU12	L or R	1200 x 800 x 725	£518
PCVDU14	L or R	1400 x 800 x 725	£538
PCVDU16	L or R	1600 x 800 x 725	£552
PCVDU18	L or R	1800 x 800 x 725	£574



Right hand shown

800mm Deep
Combination Wave
Workstation

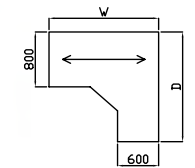


Code	Hand	W x D x H	Price £
PCW12	L or R	1200 x 1000 x 725	£552
PCW14	L or R	1400 x 1000 x 725	£568
PCW16	L or R	1600 x 1000 x 725	£586
PCW18	L or R	1800 x 1000 x 725	£606



Right hand shown

800mm Deep
Combination Radial
Workstation

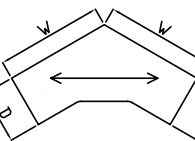


Code	Hand	W x D x H	Price £
PCSPW14	L or R	1400 x 1600 x 725	£693
PCSPW16	L or R	1600 x 1600 x 725	£710



Right hand shown

600mm Deep
Combination Segment
Workstation



Code	Hand	W x D x H	Price £
PCSEG36	L or R	1200 x 600 x 725	£710

Conference Links and Meeting Tables

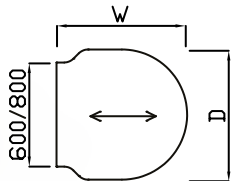


Conference
Extension Link

Code	Hand	W x D x H	Grain	Price £
PCEL12FB	-	1200 x 600 x 725	FB	£421
PCEL12LR	-	1200 x 600 x 725	LR	£421
PCEL16FB	-	1600 x 600 x 725	FB	£452
PCEL16LR	-	1600 x 600 x 725	LR	£452



Conference Link

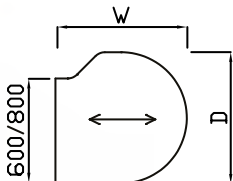


Code	W x D x H	Grain	Price £
PCONL-6	800 x 800 x 725	LR	£421
PCONL	1000 x 1000 x 725	LR	£452

PCONL-6 for 600mm deep desking / PCONL for 800mm deep desking

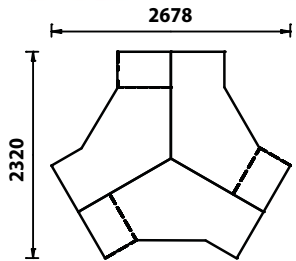


Tear Drop
Conference Link



Code	Hand	W x D x H	Grain	Price £
PTD-6	L or R	800 x 800 x 725	LR	£421
PTD	L or R	1000 x 1000 x 725	LR	£452

PTD-6 for 600mm deep desking / PTD for 800mm deep desking



Codes for board finishes:

Walnut (N), Canadian Maple (CM), Japanese Ash (J), Beech (B), Light Oak (LO), Silver (S), Grey (G), White (W), Santiago Cherry (SC), Stone Oak (SO), Black (BL), Anthracite (AN), Verade Oak (VO), Slate (ST), Nebraska Oak (NO), Natural (NA), Nordic (RD), Rustic (R)

Codes for trim finishes:

White (W), Silver (S), Black (BL)

Codes for board finishes:

Walnut (N), Canadian Maple (CM), Japanese Ash (J), Beech (B), Light Oak (LO), Silver (S), Grey (G), White (W), Santiago Cherry (SC), Stone Oak (SO), Black (BL), Anthracite (AN), Verade Oak (VO), Slate (ST), Nebraska Oak (NO), Natural (NA), Nordic (RD), Rustic (R)

Codes for trim finishes:

White (W), Silver (S), Black (BL)

Ordering Extended Frames



Available with cable ports or desktop scoops.
Please add (-P) or (-S) to the product code:

Example:
PBSVDU16-P - with cable ports
PBSVDU16-S - with desktop scoops

Pure Bench System (only compatible with Pure Bench desktop screens)

Please note:

Extension frames must always be fixed between 2 intermediate legs



Individual desks are not compatible with extension frames



for individual desks please see Pages 17-20

Single run 2 person frame



Single Run Bench

Supplied with 2 800mm deep desktops

Code	Size	Price
PBSVDU208	2000 x 800 x 725	£525
PBSVDU248	2400 x 800 x 725	£569
PBSVDU288	2800 x 800 x 725	£613
PBSVDU328	3200 x 800 x 725	£665

Extension Frames



Extension Bench

Supplied with 1 800mm deep desktop

Code	Size	Price
PBSEVDU108	1000 x 800 x 725	£251
PBSEVDU128	1200 x 800 x 725	£273
PBSEVDU148	1400 x 800 x 725	£296
PBSEVDU168	1600 x 800 x 725	£346

Individual desks are not compatible with extension frames



for individual desks please see Pages 17-20

Single run 2 person frame



Single Run Bench

Supplied with 2 600mm deep desktops

Code	Size	Price
PBSVDU206	2000 x 600 x 725	£525
PBSVDU246	2400 x 600 x 725	£569
PBSVDU286	2800 x 600 x 725	£613
PBSVDU326	3200 x 600 x 725	£665

Extension Frames



Extension Bench

Supplied with 1 600mm deep desktop

Code	Size	Price
PBSEVDU106	1000 x 600 x 725	£251
PBSEVDU126	1200 x 600 x 725	£273
PBSEVDU146	1400 x 600 x 725	£296
PBSEVDU166	1600 x 600 x 725	£346

Pure Bench System (only compatible with Pure Bench desktop screens)

1600mm Deep Rectangular Pure Bench

Single Bench is not compatible with extension frames

For extended runs please select the Double Bench and add Extension Frames



Single Bench

Supplied with 2 800mm deep desktops

Code	Size	Price
PBVDU1016	1000 x 1600 x 725	£572
PBVDU1216	1200 x 1600 x 725	£614
PBVDU1416	1400 x 1600 x 725	£657
PBVDU1616	1600 x 1600 x 725	£701



Double Bench

Supplied with 4 800mm deep desktops

Code	Size	Price
PBDVDU2016	2000 x 1600 x 725	£1086
PBDVDU2416	2400 x 1600 x 725	£1153
PBDVDU2816	2800 x 1600 x 725	£1221
PBDVDU3216	3200 x 1600 x 725	£1292



Extension Bench

Supplied with 2 800mm deep desktops

Code	Size	Price
PBEVDU1016	1000 x 1600 x 725	£514
PBEVDU1216	1200 x 1600 x 725	£541
PBEVDU1416	1400 x 1600 x 725	£567
PBEVDU1616	1600 x 1600 x 725	£594

1200mm Deep Rectangular Pure Bench

Single Bench is not compatible with extension frames

For extended runs please select the Double Bench and add Extension Frames



Single Bench

Supplied with 2 600mm deep desktops

Code	Size	Price
PBVDU1012	1000 x 1200 x 725	£572
PBVDU1212	1200 x 1200 x 725	£614
PBVDU1412	1400 x 1200 x 725	£657
PBVDU1612	1600 x 1200 x 725	£701



Double Bench

Supplied with 4 600mm deep desktops

Code	Size	Price
PBDVDU2012	2000 x 1200 x 725	£1086
PBDVDU2412	2400 x 1200 x 725	£1153
PBDVDU2812	2800 x 1200 x 725	£1221
PBDVDU3212	3200 x 1200 x 725	£1292



Extension Bench

Supplied with 2 600mm deep desktops


Code	Size	Price
PBEVDU1012	1000 x 1200 x 725	£514
PBEVDU1212	1200 x 1200 x 725	£541
PBEVDU1412	1400 x 1200 x 725	£567
PBEVDU1612	1600 x 1200 x 725	£594

Pure Bench

Double Cable Tray

for double bench frames only

for single cable trays, see accessories section



Code	Description	Price £
PBCT10	Actual size 815mm	£68
PBCT12	Actual size 1015mm	£76
PBCT14	Actual size 1215mm	£85
PBCT16	Actual size 1415mm	£89

Pure Bench

Mass Cable Riser

for double bench frames only



Code	Description	Price £
PBMCR	fixed to the intermediate leg of double bench frames	£113

Codes for board finishes:

Walnut (N), Canadian Maple (CM), Japanese Ash (J), Beech (B), Light Oak (LO), Silver (S), Grey (G), White (W), Santiago Cherry (SC), Stone Oak (SO), Black (BL), Anthracite (AN), Verade Oak (VO), Slate (ST), Nebraska Oak (NO), Natural (NA), Nordic (RD), Rustic (R)

Codes for trim finishes:

White (W), Silver (S), Black (BL)

Codes for board finishes:

Walnut (N), Canadian Maple (CM), Japanese Ash (J), Beech (B), Light Oak (LO), Silver (S), Grey (G), White (W), Santiago Cherry (SC), Stone Oak (SO), Black (BL), Anthracite (AN), Verade Oak (VO), Slate (ST), Nebraska Oak (NO), Natural (NA), Nordic (RD), Rustic (R)

Codes for trim finishes:

White (W), Silver (S), Black (BL)

Veta Desking



Contents

700mm Deep Fastrack PAGES 26–27
800mm Deep Fastrack PAGES 28–29

700mm Deep Individual Desks & Single Row Fastrack PAGES 30–31

800mm Deep Individual Desks & Single Row Fastrack PAGES 32–33

700mm Deep End Desks PAGE 34
800mm Deep End Desks PAGE 34

Cable Management PAGE 34



Storage PAGES 35



Back to Back and Extension Workstations

- Two Person Back to Back Desks and Extensions
- Rectangular Fixed Top Only
- Desktop Scoop or Cable Ports
- Screens supplied separately
- **Cable trays supplied separately**

Available with
Cable Ports or
Desktop Scoop
Please specify when ordering

Description	Code	W x D x H	inc Ports (-P)	inc Scoops (-S)
 2 Person Back to Back Workstations	VB2-1014	1000 x 1400 x 725mm	£686	£686
	VB2-1214	1200 x 1400 x 725mm	£686	£686
	VB2-1414	1400 x 1400 x 725mm	£697	£697
	VB2-1614	1600 x 1400 x 725mm	£721	£721
	VB2-1814	1800 x 1400 x 725mm	£724	£724
 2 Person Back to Back Extensions	VBE2-1014	1000 x 1400 x 725mm	£562	£562
	VBE2-1214	1200 x 1400 x 725mm	£562	£562
	VBE2-1414	1400 x 1400 x 725mm	£574	£574
	VBE2-1614	1600 x 1400 x 725mm	£600	£600
	VBE2-1814	1800 x 1400 x 725mm	£604	£604



Codes for board finishes:
Walnut (N), Canadian Maple (CM), Japanese Ash (J), Beech (B), Light Oak (LO), Silver (S), Grey (G), White (W), Santiago Cherry (SC), Stone Oak (SO), Black (BL), Anthracite (AN), Verade Oak (VO), Slate (ST), Nebraska Oak (NO), Natural (NA), Nordic (RD), Rustic (R)

Codes for trim finishes:
White (W), Silver (S), Black (BL)

Fast Track Ordering of Bench Clusters



Available with
Cable Ports or
Desktop Scoop
Please specify when ordering

Desktop Size	Code	Seats	Cluster Size - W x D x H	inc Ports (-P)	inc Scoops (-S)
Clusters of 1000mm x 700mm Workstations	VB2-1014	2	1000 x 1400 x 725mm	£686	£686
	VB4-2014	4	2000 x 1400 x 725mm	£1248	£1248
	VB6-3014	6	3000 x 1400 x 725mm	£1810	£1810
	VB8-4014	8	4000 x 1400 x 725mm	£2372	£2372
	VB10-5014	10	5000 x 1400 x 725mm	£2934	£2934
Clusters of 1200mm x 700mm Workstations	VB2-1214	2	1200 x 1400 x 725mm	£686	£686
	VB4-2414	4	2400 x 1400 x 725mm	£1248	£1248
	VB6-3614	6	3600 x 1400 x 725mm	£1810	£1810
	VB8-4814	8	4800 x 1400 x 725mm	£2372	£2372
	VB10-6014	10	6000 x 1400 x 725mm	£2934	£2934
Clusters of 1400mm x 700mm Workstations	VB2-1414	2	1400 x 1400 x 725mm	£697	£697
	VB4-2814	4	2800 x 1400 x 725mm	£1271	£1271
	VB6-4214	6	4200 x 1400 x 725mm	£1845	£1845
	VB8-5614	8	5600 x 1400 x 725mm	£2419	£2419
	VB10-7014	10	7000 x 1400 x 725mm	£2993	£2993
Clusters of 1600mm x 700mm Workstations	VB2-1614	2	1600 x 1400 x 725mm	£721	£721
	VB4-3214	4	3200 x 1400 x 725mm	£1321	£1321
	VB6-4814	6	4800 x 1400 x 725mm	£1921	£1921
	VB8-6414	8	6400 x 1400 x 725mm	£2521	£2521
	VB10-8014	10	8000 x 1400 x 725mm	£3121	£3121
Clusters of 1800mm x 700mm Workstations	VB2-1814	2	1800 x 1400 x 725mm	£724	£724
	VB4-3614	4	3600 x 1400 x 725mm	£1328	£1328
	VB6-5414	6	5400 x 1400 x 725mm	£1932	£1932
	VB8-7214	8	7200 x 1400 x 725mm	£2536	£2536
	VB10-9014	10	9000 x 1400 x 725mm	£3140	£3140



Codes for board finishes:
Walnut (N), Canadian Maple (CM), Japanese Ash (J), Beech (B), Light Oak (LO), Silver (S), Grey (G), White (W), Santiago Cherry (SC), Stone Oak (SO), Black (BL), Anthracite (AN), Verade Oak (VO), Slate (ST), Nebraska Oak (NO), Natural (NA), Nordic (RD), Rustic (R)

Codes for trim finishes:
White (W), Silver (S), Black (BL)

Back to Back and Extension Workstations

- Two Person Back to Back Desks and Extensions
- Rectangular Fixed Top Only
- Desktop Scoop or Cable Ports
- Screens supplied separately
- **Cable trays supplied separately**

Available with
Cable Ports or
Desktop Scoop
Please specify when ordering

Description	Code	W x D x H	inc Ports (-P)	inc Scoops (-S)
 2 Person Back to Back Workstations	VB2-1016	1000 x 1600 x 725mm	£686	£686
	VB2-1216	1200 x 1600 x 725mm	£686	£686
	VB2-1416	1400 x 1600 x 725mm	£697	£697
	VB2-1616	1600 x 1600 x 725mm	£721	£721
	VB2-1816	1800 x 1600 x 725mm	£724	£724
 2 Person Back to Back Extensions	VBE2-1016	1000 x 1600 x 725mm	£562	£562
	VBE2-1216	1200 x 1600 x 725mm	£562	£562
	VBE2-1416	1400 x 1600 x 725mm	£574	£574
	VBE2-1616	1600 x 1600 x 725mm	£600	£600
	VBE2-1816	1800 x 1600 x 725mm	£604	£604



Codes for board finishes:
Walnut (N), Canadian Maple (CM), Japanese Ash (J), Beech (B), Light Oak (LO), Silver (S), Grey (G), White (W), Santiago Cherry (SC), Stone Oak (SO), Black (BL), Anthracite (AN), Verade Oak (VO), Slate (ST), Nebraska Oak (NO), Natural (NA), Nordic (RD), Rustic (R)

Codes for trim finishes:
White (W), Silver (S), Black (BL)

Fast Track Ordering of Bench Clusters



Available with
Cable Ports or
Desktop Scoop
Please specify when ordering

Desktop Size	Code	Seats	Cluster Size - W x D x H	inc Ports (-P)	inc Scoops (-S)
Clusters of 1000mm x 800mm Workstations	VB2-1016	2	1000 x 1600 x 725mm	£686	£686
	VB4-2016	4	2000 x 1600 x 725mm	£1248	£1248
	VB6-3016	6	3000 x 1600 x 725mm	£1810	£1810
	VB8-4016	8	4000 x 1600 x 725mm	£2372	£2372
	VB10-5016	10	5000 x 1600 x 725mm	£2934	£2934
Clusters of 1200mm x 800mm Workstations	VB2-1216	2	1200 x 1600 x 725mm	£686	£686
	VB4-2416	4	2400 x 1600 x 725mm	£1248	£1248
	VB6-3616	6	3600 x 1600 x 725mm	£1810	£1810
	VB8-4816	8	4800 x 1600 x 725mm	£2372	£2372
	VB10-6016	10	6000 x 1600 x 725mm	£2934	£2934
Clusters of 1400mm x 800mm Workstations	VB2-1416	2	1400 x 1600 x 725mm	£697	£697
	VB4-2816	4	2800 x 1600 x 725mm	£1271	£1271
	VB6-4216	6	4200 x 1600 x 725mm	£1845	£1845
	VB8-5616	8	5600 x 1600 x 725mm	£2419	£2419
	VB10-7016	10	7000 x 1600 x 725mm	£2993	£2993
Clusters of 1600mm x 800mm Workstations	VB2-1616	2	1600 x 1600 x 725mm	£721	£721
	VB4-3216	4	3200 x 1600 x 725mm	£1321	£1321
	VB6-4816	6	4800 x 1600 x 725mm	£1921	£1921
	VB8-6416	8	6400 x 1600 x 725mm	£2521	£2521
	VB10-8016	10	8000 x 1600 x 725mm	£3121	£3121
Clusters of 1800mm x 800mm Workstations	VB2-1816	2	1800 x 1600 x 725mm	£724	£724
	VB4-3616	4	3600 x 1600 x 725mm	£1328	£1328
	VB6-5416	6	5400 x 1600 x 725mm	£1932	£1932
	VB8-7216	8	7200 x 1600 x 725mm	£2536	£2536
	VB10-9016	10	9000 x 1600 x 725mm	£3140	£3140

Codes for board finishes:
Walnut (N), Canadian Maple (CM), Japanese Ash (J), Beech (B), Light Oak (LO), Silver (S), Grey (G), White (W), Santiago Cherry (SC), Stone Oak (SO), Black (BL), Anthracite (AN), Verade Oak (VO), Slate (ST), Nebraska Oak (NO), Natural (NA), Nordic (RD), Rustic (R)

Codes for trim finishes:
White (W), Silver (S), Black (BL)

Single and Extension Workstations

- Single Desks and Extensions
- Rectangular Fixed Top Only
- Desktop Scoop or Cable Ports
- Screens supplied separately
- **Cable trays supplied separately**

Available with
Cable Ports or
Desktop Scoop
Please specify when ordering

Fast Track Ordering of Bench Runs

3 Person Single Run



Product Code - VB3-427

Available with
Cable Ports or
Desktop Scoop
Please specify when ordering

Description	Code	W x D x H	inc Ports (-P)	inc Scoops (-S)
 700mm Deep Rectangular Workstation	VB107	1000 x 700 x 725mm	£409	£409
	VB127	1200 x 700 x 725mm	£420	£420
	VB147	1400 x 700 x 725mm	£435	£435
	VB167	1600 x 700 x 725mm	£451	£451
	VB187	1800 x 700 x 725mm	£463	£463
 700mm Deep Rectangular Extension Workstation	VBE107	1000 x 700 x 725mm	£346	£346
	VBE127	1200 x 700 x 725mm	£349	£349
	VBE147	1400 x 700 x 725mm	£357	£357
	VBE167	1600 x 700 x 725mm	£363	£363
	VBE187	1800 x 700 x 725mm	£376	£376

Desktop Size	Code	Seats	Cluster Size - W x D x H	inc Ports (-P)	inc Scoops (-S)
Rows of 1000mm x 700mm Workstations	VB2-207	2	2000 x 700 x 725mm	£755	£755
	VB3-307	3	3000 x 700 x 725mm	£1101	£1101
	VB4-407	4	4000 x 700 x 725mm	£1447	£1447
	VB5-507	5	5000 x 700 x 725mm	£1793	£1793
Rows of 1200mm x 700mm Workstations	VB2-247	2	2400 x 700 x 725mm	£769	£769
	VB3-367	3	3600 x 700 x 725mm	£1118	£1118
	VB4-487	4	4800 x 700 x 725mm	£1467	£1467
	VB5-607	5	6000 x 700 x 725mm	£1816	£1816
Rows of 1400mm x 700mm Workstations	VB2-287	2	2800 x 700 x 725mm	£792	£792
	VB3-427	3	4200 x 700 x 725mm	£1149	£1149
	VB4-567	4	5600 x 700 x 725mm	£1506	£1506
	VB5-707	5	7000 x 700 x 725mm	£1863	£1863
Rows of 1600mm x 700mm Workstations	VB2-327	2	3200 x 700 x 725mm	£814	£814
	VB3-487	3	4800 x 700 x 725mm	£1177	£1177
	VB4-647	4	6400 x 700 x 725mm	£1540	£1540
	VB5-807	5	8000 x 700 x 725mm	£1903	£1903
Rows of 1800mm x 700mm Workstations	VB2-367	2	3600 x 700 x 725mm	£839	£839
	VB3-547	3	5400 x 700 x 725mm	£1215	£1215
	VB4-727	4	7200 x 700 x 725mm	£1591	£1591
	VB5-907	5	9000 x 700 x 725mm	£1967	£1967



Codes for board finishes:
Walnut (N), Canadian Maple (CM), Japanese Ash (J), Beech (B), Light Oak (LO), Silver (S), Grey (G), White (W), Santiago Cherry (SC), Stone Oak (SO), Black (BL), Anthracite (AN), Verade Oak (VO), Slate (ST), Nebraska Oak (NO), Natural (NA), Nordic (RD), Rustic (R)

Codes for trim finishes:
White (W), Silver (S), Black (BL)

Codes for board finishes:
Walnut (N), Canadian Maple (CM), Japanese Ash (J), Beech (B), Light Oak (LO), Silver (S), Grey (G), White (W), Santiago Cherry (SC), Stone Oak (SO), Black (BL), Anthracite (AN), Verade Oak (VO), Slate (ST), Nebraska Oak (NO), Natural (NA), Nordic (RD), Rustic (R)

Codes for trim finishes:
White (W), Silver (S), Black (BL)

Single and Extension Workstations

- Single Desks and Extensions
- Rectangular Fixed Top Only
- Desktop Scoop or Cable Ports
- Screens supplied separately
- Cable trays supplied separately

Available with
Cable Ports or
Desktop Scoop
Please specify when ordering

Fast Track Ordering of Bench Runs

3 Person Single Run



Product Code - VB3-428

Available with
Cable Ports or
Desktop Scoop
Please specify when ordering

Description	Code	W x D x H	inc Ports (-P)	inc Scoops (-S)
 800mm Deep Rectangular Workstation	VB108	1000 x 800 x 725mm	£409	£409
	VB128	1200 x 800 x 725mm	£420	£420
	VB148	1400 x 800 x 725mm	£435	£435
	VB168	1600 x 800 x 725mm	£451	£451
	VB188	1800 x 800 x 725mm	£463	£463
 800mm Deep Rectangular Extension Workstation	VBE108	1000 x 800 x 725mm	£346	£346
	VBE128	1200 x 800 x 725mm	£349	£349
	VBE148	1400 x 800 x 725mm	£357	£357
	VBE168	1600 x 800 x 725mm	£363	£363
	VBE188	1800 x 800 x 725mm	£376	£376

Desktop Size	Code	Seats	Cluster Size - W x D x H	inc Ports (-P)	inc Scoops (-S)
Rows of 1000mm x 800mm Workstations	VB2-208	2	2000 x 800 x 725mm	£755	£755
	VB3-308	3	3000 x 800 x 725mm	£1101	£1101
	VB4-408	4	4000 x 800 x 725mm	£1447	£1447
	VB5-508	5	5000 x 800 x 725mm	£1793	£1793
Rows of 1200mm x 800mm Workstations	VB2-248	2	2400 x 800 x 725mm	£769	£769
	VB3-368	3	3600 x 800 x 725mm	£1118	£1118
	VB4-488	4	4800 x 800 x 725mm	£1467	£1467
	VB5-608	5	6000 x 800 x 725mm	£1816	£1816
Rows of 1400mm x 800mm Workstations	VB2-288	2	2800 x 800 x 725mm	£792	£792
	VB3-428	3	4200 x 800 x 725mm	£1149	£1149
	VB4-568	4	5600 x 800 x 725mm	£1506	£1506
	VB5-708	5	7000 x 800 x 725mm	£1863	£1863
Rows of 1600mm x 800mm Workstations	VB2-328	2	3200 x 800 x 725mm	£814	£814
	VB3-488	3	4800 x 800 x 725mm	£1177	£1177
	VB4-648	4	6400 x 800 x 725mm	£1540	£1540
	VB5-808	5	8000 x 800 x 725mm	£1903	£1903
Rows of 1800mm x 800mm Workstations	VB2-368	2	3600 x 800 x 725mm	£839	£839
	VB3-548	3	5400 x 800 x 725mm	£1215	£1215
	VB4-728	4	7200 x 800 x 725mm	£1591	£1591
	VB5-908	5	9000 x 800 x 725mm	£1967	£1967



Codes for board finishes:
Walnut (N), Canadian Maple (CM), Japanese Ash (J), Beech (B), Light Oak (LO), Silver (S), Grey (G), White (W), Santiago Cherry (SC), Stone Oak (SO), Black (BL), Anthracite (AN), Verade Oak (VO), Slate (ST), Nebraska Oak (NO), Natural (NA), Nordic (RD), Rustic (R)

Codes for trim finishes:
White (W), Silver (S), Black (BL)

Codes for board finishes:
Walnut (N), Canadian Maple (CM), Japanese Ash (J), Beech (B), Light Oak (LO), Silver (S), Grey (G), White (W), Santiago Cherry (SC), Stone Oak (SO), Black (BL), Anthracite (AN), Verade Oak (VO), Slate (ST), Nebraska Oak (NO), Natural (NA), Nordic (RD), Rustic (R)

Codes for trim finishes:
White (W), Silver (S), Black (BL)

End Desks, Accessories & Storage

- Individual Desks
- Desktop Scoop or Cable Ports
- Fixed Top Only
- Cable trays supplied separately

Available with
Cable Ports or
Desktop Scoop
Please specify when ordering

Please Specify Handle Design

W Handle (W-)	X Handle (X-)	S Handle (S-)	Q Handle (Q-)	M Handle (M-)	B Handle (B-)
Trim colours available: Oak	Trim colours available: Silver (S)	Trim colours available: White (W), Silver (S), Black (BL), Grey (G)	Trim colours available: White (W), Silver (S), Black (BL), Grey (G)	Trim colours available: White (W), Silver (S), Black (BL)	Trim colours available: White (W), Silver (S), Black (BL)

Description	Code	W x D x H	inc Ports (-P)	inc Scoop (-S)
 700mm or 800mm Deep Rectangular End Desk	VB14307	1430 x 700 x 725mm	£435	£435
	VB16307	1630 x 700 x 725mm	£451	£451
	VB14308	1430 x 800 x 725mm	£435	£435
	VB16308	1630 x 800 x 725mm	£451	£451
	Price (no port or scoop)			
 600mm Deep Rectangular Return Desk Kit	VBR66	600 x 600 x 725mm	£274	
	VBR86	800 x 600 x 725mm	£286	
	VBR106	1000 x 600 x 725mm	£296	

Description	Code	Description	Type	Price
 Single or Double Cable Tray	VB-DCT-10	1000mm (850mm)	Double	£90
	VB-DCT-12-16	1200-1600mm (1050mm)	Double	£103
	VB-DCT-18	1800mm (1450mm)	Double	£136
	FL-EDLT-CT-10	1000-1200mm (850mm)	Single	£57
	FL-EDLT-CT-12-18	1400-1600mm (1050mm)	Single	£57
	FL-EDLT-CT-18	1800mm (1450mm)	Single	£99
 Mass Cable Riser	VMCR	intermediate leg mass cable riser		£159
 Modesty Panel	VBMP10	870 x 390 x 25mm		£80
	VBMP12	1070 x 390 x 25mm		£83
	VBMP14	1270 x 390 x 25mm		£90
	VBMP16	1470 x 390 x 25mm		£99
	VBMP18	1670 x 390 x 25mm		£103
	Individual desks only			

Codes for board finishes:
Walnut (N), Canadian Maple (CM), Japanese Ash (J), Beech (B), Light Oak (LO), Silver (S), Grey (G), White (W), Santiago Cherry (SC), Stone Oak (SO), Black (BL), Anthracite (AN), Verade Oak (VO), Slate (ST), Nebraska Oak (NO), Natural (NA), Nordic (RD), Rustic (R)

Codes for trim finishes:
White (W), Silver (S), Black (BL)

Storage Unit	Code	Shelves	W x D x H	Grain	Price
 700 & 715mm Wide Cupboards	HD1174	2	700 x 420 x 1080mm	FB	£434
	HD117154	2	715 x 420 x 1080mm	FB	£434
	HD774	1	700 x 420 x 725mm	FB	£375
	HD77154	1	715 x 420 x 725mm	FB	£375
 800 & 815mm Wide Cupboards	HD1184	2	800 x 420 x 1080mm	FB	£434
	HD118154	2	815 x 420 x 1080mm	FB	£434
	HD784	1	800 x 420 x 725mm	FB	£375
	HD78154	1	815 x 420 x 725mm	FB	£375



Codes for board finishes:
Walnut (N), Canadian Maple (CM), Japanese Ash (J), Beech (B), Light Oak (LO), Silver (S), Grey (G), White (W), Santiago Cherry (SC), Stone Oak (SO), Black (BL), Anthracite (AN), Verade Oak (VO), Slate (ST), Nebraska Oak (NO), Natural (NA), Nordic (RD), Rustic (R)

iBench Desking



Contents

800mm Deep Fastrack
600mm Deep Fastrack

PAGES 38–39
PAGES 40–41

800mm Deep
Desktops & Frames

PAGES 42

600mm Deep
Desktops & Frames

PAGES 43

Radial Desks &
Cable Management

PAGES 44–45

Segment & Stand Alone
Workstations

PAGE 46

Conference Links, Modesty
Panels & CPU Holder

PAGE 47

Meeting Tables

PAGES 48–49

iBench Hoop Leg



iBench Goal Post Leg

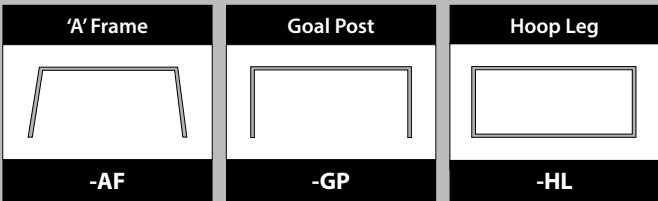


iBench 'A' Frame Leg



Rectangular Fastrack Ordering

- Back to Back Clusters
- 800mm Deep Rectangular Desktops
- Fixed or Sliding Tops
- Screens supplied separately
- Cable Trays supplied separately



Cable Ports or
Desktop Scoop

Please specify
when ordering



Choice of 3
Leg Designs

Please specify
when ordering

Fixed or
Sliding Frame

Please specify when ordering

Cable Ports not available with Sliding Tops

Description	Code	Ports	Scoops	Leg Option			W x D x H	Fixed (-F)	Sliding (-S)
 2 Person Back to Back Workstations	B2R-1016	-P	-S	-AF	-GP	-HL	1000 x 1600 x 725	£721	£865
	B2R-1216	-P	-S	-AF	-GP	-HL	1200 x 1600 x 725	£737	£882
	B2R-1416	-P	-S	-AF	-GP	-HL	1400 x 1600 x 725	£747	£892
	B2R-1616	-P	-S	-AF	-GP	-HL	1600 x 1600 x 725	£779	£925
	B2R-1816	-P	-S	-AF	-GP	-HL	1800 x 1600 x 725	£802	£960
	B2R-2016	-P	-S	-AF	-GP	-HL	2000 x 1600 x 725	£822	£996
 2 Person Back to Back Extensions	BE2R-1016	-P	-S				1000 x 1600 x 725	£664	£804
	BE2R-1216	-P	-S				1200 x 1600 x 725	£679	£819
	BE2R-1416	-P	-S				1400 x 1600 x 725	£689	£829
	BE2R-1616	-P	-S				1600 x 1600 x 725	£724	£864
	BE2R-1816	-P	-S				1800 x 1600 x 725	£758	£897
	BE2R-2016	-P	-S				2000 x 1600 x 725	£792	£936



Codes for board finishes:
Walnut (N), Canadian Maple (CM), Japanese Ash (J), Beech (B), Light Oak (LO), Silver (S), Grey (G), White (W), Santiago Cherry (SC), Stone Oak (SO), Black (BL), Anthracite (AN), Verade Oak (VO), Slate (ST), Nebraska Oak (NO), Natural (NA), Nordic (RD), Rustic (R)

Codes for trim finishes:
White (W), Silver (S), Black (BL)

Fast Track Ordering of Rectangular
iBench Clusters



Product Code - **B8R-5616-S-AF-S**

Cable Ports or
Desktop Scoop

Please specify
when ordering

Choice of 3
Leg Designs

Please specify
when ordering

Fixed or
Sliding Frame

Please specify when ordering

Cable Ports not available with Sliding Tops

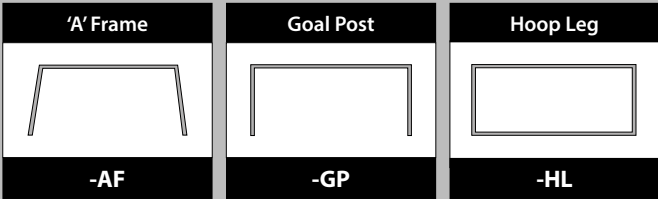
Description	Code	Ports	Scoops	Leg Option			Person	W x D x H	Fixed (-F)	Sliding (-S)
Clusters of 1000mm x 800mm Workstations	B2R-1016	-P	-S	-AF	-GP	-HL	2	1000 x 1600 x 725	£721	£865
	B4R-2016	-P	-S	-AF	-GP	-HL	4	2000 x 1600 x 725	£1385	£1669
	B6R-3016	-P	-S	-AF	-GP	-HL	6	3000 x 1600 x 725	£2049	£2473
	B8R-4016	-P	-S	-AF	-GP	-HL	8	4000 x 1600 x 725	£2713	£3277
	B10R-5016	-P	-S	-AF	-GP	-HL	10	5000 x 1600 x 725	£3377	£4081
Clusters of 1200mm x 800mm Workstations	B2R-1216	-P	-S	-AF	-GP	-HL	2	1200 x 1600 x 725	£737	£882
	B4R-2416	-P	-S	-AF	-GP	-HL	4	2400 x 1600 x 725	£1416	£1701
	B6R-3616	-P	-S	-AF	-GP	-HL	6	3600 x 1600 x 725	£2095	£2520
	B8R-4816	-P	-S	-AF	-GP	-HL	8	4800 x 1600 x 725	£2774	£3339
	B10R-6016	-P	-S	-AF	-GP	-HL	10	6000 x 1600 x 725	£3453	£4158
Clusters of 1400mm x 800mm Workstations	B2R-1416	-P	-S	-AF	-GP	-HL	2	1400 x 1600 x 725	£747	£892
	B4R-2816	-P	-S	-AF	-GP	-HL	4	2800 x 1600 x 725	£1436	£1721
	B6R-4216	-P	-S	-AF	-GP	-HL	6	4200 x 1600 x 725	£2125	£2550
	B8R-5616	-P	-S	-AF	-GP	-HL	8	5600 x 1600 x 725	£2814	£3379
	B10R-7016	-P	-S	-AF	-GP	-HL	10	7000 x 1600 x 725	£3503	£4208
Clusters of 1600mm x 800mm Workstations	B2R-1616	-P	-S	-AF	-GP	-HL	2	1600 x 1600 x 725	£779	£925
	B4R-3216	-P	-S	-AF	-GP	-HL	4	3200 x 1600 x 725	£1503	£1789
	B6R-4816	-P	-S	-AF	-GP	-HL	6	4800 x 1600 x 725	£2227	£2653
	B8R-6416	-P	-S	-AF	-GP	-HL	8	6400 x 1600 x 725	£2951	£3517
	B10R-8016	-P	-S	-AF	-GP	-HL	10	8000 x 1600 x 725	£3675	£4381
Clusters of 1800mm x 800mm Workstations	B2R-1816	-P	-S	-AF	-GP	-HL	2	1800 x 1600 x 725	£802	£960
	B4R-3616	-P	-S	-AF	-GP	-HL	4	3600 x 1600 x 725	£1560	£1857
	B6R-5416	-P	-S	-AF	-GP	-HL	6	5400 x 1600 x 725	£2318	£2754
	B8R-7216	-P	-S	-AF	-GP	-HL	8	7200 x 1600 x 725	£3076	£3651
	B10R-9016	-P	-S	-AF	-GP	-HL	10	9000 x 1600 x 725	£3834	£4548
Clusters of 2000mm x 800mm Workstations	B2R-2016	-P	-S	-AF	-GP	-HL	2	2000 x 1600 x 725	£822	£996
	B4R-4016	-P	-S	-AF	-GP	-HL	4	4000 x 1600 x 725	£1614	£1932
	B6R-6016	-P	-S	-AF	-GP	-HL	6	6000 x 1600 x 725	£2406	£2868
	B8R-8016	-P	-S	-AF	-GP	-HL	8	8000 x 1600 x 725	£3198	£3804
	B10R-10016	-P	-S	-AF	-GP	-HL	10	10000 x 1600 x 725	£3990	£4740

Codes for board finishes:
Walnut (N), Canadian Maple (CM), Japanese Ash (J), Beech (B), Light Oak (LO), Silver (S), Grey (G), White (W), Santiago Cherry (SC), Stone Oak (SO), Black (BL), Anthracite (AN), Verade Oak (VO), Slate (ST), Nebraska Oak (NO), Natural (NA), Nordic (RD), Rustic (R)

Codes for trim finishes:
White (W), Silver (S), Black (BL)

Rectangular Fastrack Ordering

- Back to Back Clusters
- 600mm Deep Rectangular Desktops
- Fixed or Sliding Tops
- Screens supplied separately
- Cable Trays supplied separately



Cable Ports or Desktop Scoop

Choice of 3 Leg Designs



Fixed or Sliding Frame

Please specify when ordering

Please specify when ordering

Please specify when ordering

Cable Ports not available with Sliding Tops

Description	Code	Ports	Scoops	Leg Option			W x D x H	Fixed (-F)	Sliding (-S)
 2 Person Back to Back Workstations	B2R-1012	-P	-S	-AF	-GP	-HL	1000 x 1200 x 725	£721	£865
	B2R-1212	-P	-S	-AF	-GP	-HL	1200 x 1200 x 725	£737	£882
	B2R-1412	-P	-S	-AF	-GP	-HL	1400 x 1200 x 725	£747	£892
	B2R-1612	-P	-S	-AF	-GP	-HL	1600 x 1200 x 725	£779	£925
	B2R-1812	-P	-S	-AF	-GP	-HL	1800 x 1200 x 725	£802	£960
	B2R-2012	-P	-S	-AF	-GP	-HL	2000 x 1200 x 725	£822	£996
 2 Person Back to Back Extensions	BE2R-1012	-P	-S				1000 x 1200 x 725	£664	£804
	BE2R-1212	-P	-S				1200 x 1200 x 725	£679	£819
	BE2R-1412	-P	-S				1400 x 1200 x 725	£689	£829
	BE2R-1612	-P	-S				1600 x 1200 x 725	£724	£864
	BE2R-1812	-P	-S				1800 x 1200 x 725	£758	£897
	BE2R-2012	-P	-S				2000 x 1200 x 725	£792	£936



Codes for board finishes:
Walnut (N), Canadian Maple (CM), Japanese Ash (J), Beech (B), Light Oak (LO), Silver (S), Grey (G), White (W), Santiago Cherry (SC), Stone Oak (SO), Black (BL), Anthracite (AN), Verade Oak (VO), Slate (ST), Nebraska Oak (NO), Natural (NA), Nordic (RD), Rustic (R)

Codes for trim finishes:
White (W), Silver (S), Black (BL)

Fast Track Ordering of Rectangular iBench Clusters



Cable Ports or Desktop Scoop

Choice of 3 Leg Designs

Fixed or Sliding Frame

Please specify when ordering

Please specify when ordering

Please specify when ordering

Cable Ports not available with Sliding Tops

Description	Code	Ports	Scoops	Leg Option			Person	W x D x H	Fixed (-F)	Sliding (-S)
Clusters of 1000mm x 600mm Workstations	B2R-1012	-P	-S	-AF	-GP	-HL	2	1000 x 1200 x 725	£721	£865
	B4R-2012	-P	-S	-AF	-GP	-HL	4	2000 x 1200 x 725	£1385	£1669
	B6R-3012	-P	-S	-AF	-GP	-HL	6	3000 x 1200 x 725	£2049	£2473
	B8R-4012	-P	-S	-AF	-GP	-HL	8	4000 x 1200 x 725	£2713	£3277
	B10R-5012	-P	-S	-AF	-GP	-HL	10	5000 x 1200 x 725	£3377	£4081
Clusters of 1200mm x 600mm Workstations	B2R-1212	-P	-S	-AF	-GP	-HL	2	1200 x 1200 x 725	£737	£882
	B4R-2412	-P	-S	-AF	-GP	-HL	4	2400 x 1200 x 725	£1416	£1701
	B6R-3612	-P	-S	-AF	-GP	-HL	6	3600 x 1200 x 725	£2095	£2520
	B8R-4812	-P	-S	-AF	-GP	-HL	8	4800 x 1200 x 725	£2774	£3339
	B10R-6012	-P	-S	-AF	-GP	-HL	10	6000 x 1200 x 725	£3453	£4158
Clusters of 1400mm x 600mm Workstations	B2R-1412	-P	-S	-AF	-GP	-HL	2	1400 x 1200 x 725	£747	£892
	B4R-2812	-P	-S	-AF	-GP	-HL	4	2800 x 1200 x 725	£1436	£1721
	B6R-4212	-P	-S	-AF	-GP	-HL	6	4200 x 1200 x 725	£2125	£2550
	B8R-5612	-P	-S	-AF	-GP	-HL	8	5600 x 1200 x 725	£2814	£3379
	B10R-7012	-P	-S	-AF	-GP	-HL	10	7000 x 1200 x 725	£3503	£4208
Clusters of 1600mm x 600mm Workstations	B2R-1612	-P	-S	-AF	-GP	-HL	2	1600 x 1200 x 725	£779	£925
	B4R-3212	-P	-S	-AF	-GP	-HL	4	3200 x 1200 x 725	£1503	£1789
	B6R-4812	-P	-S	-AF	-GP	-HL	6	4800 x 1200 x 725	£2227	£2653
	B8R-6412	-P	-S	-AF	-GP	-HL	8	6400 x 1200 x 725	£2951	£3517
	B10R-8012	-P	-S	-AF	-GP	-HL	10	8000 x 1200 x 725	£3675	£4381
Clusters of 1800mm x 600mm Workstations	B2R-1812	-P	-S	-AF	-GP	-HL	2	1800 x 1200 x 725	£802	£960
	B4R-3612	-P	-S	-AF	-GP	-HL	4	3600 x 1200 x 725	£1560	£1857
	B6R-5412	-P	-S	-AF	-GP	-HL	6	5400 x 1200 x 725	£2318	£2754
	B8R-7212	-P	-S	-AF	-GP	-HL	8	7200 x 1200 x 725	£3076	£3651
	B10R-9012	-P	-S	-AF	-GP	-HL	10	9000 x 1200 x 725	£3834	£4548
Clusters of 2000mm x 600mm Workstations	B2R-2012	-P	-S	-AF	-GP	-HL	2	2000 x 1200 x 725	£822	£996
	B4R-4012	-P	-S	-AF	-GP	-HL	4	4000 x 1200 x 725	£1614	£1932
	B6R-6012	-P	-S	-AF	-GP	-HL	6	6000 x 1200 x 725	£2406	£2868
	B8R-8012	-P	-S	-AF	-GP	-HL	8	8000 x 1200 x 725	£3198	£3804
	B10R-10012	-P	-S	-AF	-GP	-HL	10	10000 x 1200 x 725	£3990	£4740

Codes for board finishes:
Walnut (N), Canadian Maple (CM), Japanese Ash (J), Beech (B), Light Oak (LO), Silver (S), Grey (G), White (W), Santiago Cherry (SC), Stone Oak (SO), Black (BL), Anthracite (AN), Verade Oak (VO), Slate (ST), Nebraska Oak (NO), Natural (NA), Nordic (RD), Rustic (R)

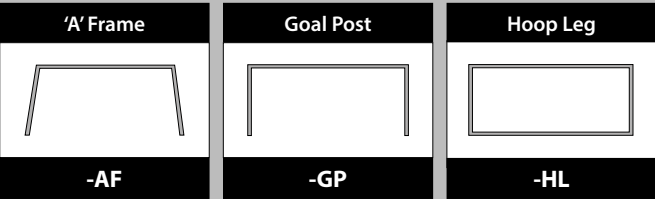
Codes for trim finishes:
White (W), Silver (S), Black (BL)

Please specify frame option:

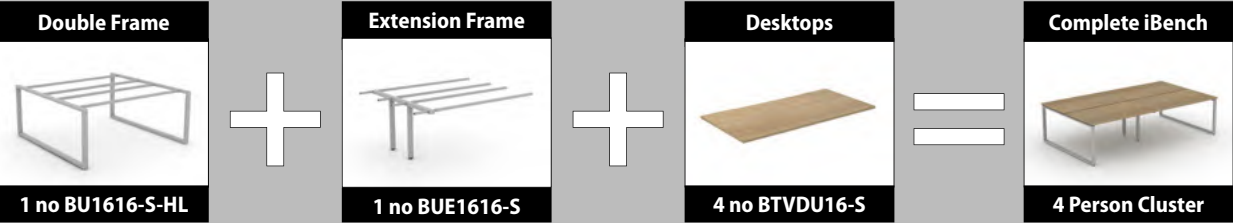
Hoop Leg (add -HL)





Goal Post Leg (add -GP)

'A' Frame Leg (add -AF)



Ordering iBench desking



Description	Code	Fixed	Sliding	Leg Option			W x D x H	Fixed	Sliding
 800mm Deep Single Frame	BU108	-F	-S	-AF	-GP	-HL	1000 x 800 x 700	£377	£453
	BU128	-F	-S	-AF	-GP	-HL	1200 x 800 x 700	£387	£460
	BU148	-F	-S	-AF	-GP	-HL	1400 x 800 x 700	£387	£460
	BU168	-F	-S	-AF	-GP	-HL	1600 x 800 x 700	£406	£479
	BU188	-F	-S	-AF	-GP	-HL	1800 x 800 x 700	£423	£497
	BU208	-F	-S	-AF	-GP	-HL	2000 x 800 x 700	£442	£513
 800mm Deep Single Extension Frame	BUE108	-F	-S				1000 x 800 x 700	£212	£347
	BUE128	-F	-S				1200 x 800 x 700	£221	£354
	BUE148	-F	-S				1400 x 800 x 700	£221	£354
	BUE168	-F	-S				1600 x 800 x 700	£232	£372
	BUE188	-F	-S				1800 x 800 x 700	£269	£389
	BUE208	-F	-S				2000 x 800 x 700	£315	£412
 1600mm Deep Double Frame	BU1016	-F	-S	-AF	-GP	-HL	1000 x 1600 x 700	£527	£671
	BU1216	-F	-S	-AF	-GP	-HL	1200 x 1600 x 700	£535	£680
	BU1416	-F	-S	-AF	-GP	-HL	1400 x 1600 x 700	£535	£680
	BU1616	-F	-S	-AF	-GP	-HL	1600 x 1600 x 700	£549	£695
	BU1816	-F	-S	-AF	-GP	-HL	1800 x 1600 x 700	£558	£716
	BU2016	-F	-S	-AF	-GP	-HL	2000 x 1600 x 700	£564	£738
 1600mm Deep Double Extension Frame	BUE1016	-F	-S				1000 x 1600 x 700	£470	£610
	BUE1216	-F	-S				1200 x 1600 x 700	£477	£617
	BUE1416	-F	-S				1400 x 1600 x 700	£477	£617
	BUE1616	-F	-S				1600 x 1600 x 700	£494	£634
	BUE1816	-F	-S				1800 x 1600 x 700	£514	£653
	BUE2016	-F	-S				2000 x 1600 x 700	£534	£678



Specify Cable Ports (P) or Scoop (S)

Code	Type	Size	(-F) or (-S)
BTVDU10	P or S	1000mm	£97
BTVDU12	P or S	1200mm	£101
BTVDU14	P or S	1400mm	£106
BTVDU16	P or S	1600mm	£115
BTVDU18	P or S	1800mm	£122
BTVDU20	P or S	2000mm	£129



Specify Cable Ports (P) or Scoop (S)

Code	Type	Hand	Size	(-F) or (-S)
BTW10	P or S	L or R	1000mm	£109
BTW12	P or S	L or R	1200mm	£115
BTW14	P or S	L or R	1400mm	£121
BTW16	P or S	L or R	1600mm	£127
BTW18	P or S	L or R	1800mm	£135
BTW20	P or S	L or R	2000mm	£144







Specify Cable Ports (P) or Scoop (S)

Code	Type	Size	(-F) or (-S)
BTDW12	P or S	1200mm	£115
BTDW14	P or S	1400mm	£121
BTDW16	P or S	1600mm	£127
BTDW18	P or S	1800mm	£135
BTDW20	P or S	2000mm	£144

Codes for board finishes:
Walnut (N), Canadian Maple (CM), Japanese Ash (J), Beech (B), Light Oak (LO), Silver (S), Grey (G), White (W), Santiago Cherry (SC), Stone Oak (SO), Black (BL), Anthracite (AN), Verade Oak (VO), Slate (ST), Nebraska Oak (NO), Natural (NA), Nordic (RD), Rustic (R)

Codes for trim finishes:
White (W), Silver (S), Black (BL)

Description	Code	Fixed	Sliding	Leg Option			W x D x H	Fixed	Sliding
 600mm Deep Single Frame	BU106	-F	-S	-AF	-GP	-HL	1000 x 600 x 700	£377	£453
	BU126	-F	-S	-AF	-GP	-HL	1200 x 600 x 700	£387	£460
	BU146	-F	-S	-AF	-GP	-HL	1400 x 600 x 700	£387	£460
	BU166	-F	-S	-AF	-GP	-HL	1600 x 600 x 700	£406	£479
	BU186	-F	-S	-AF	-GP	-HL	1800 x 600 x 700	£423	£497
	BU206	-F	-S	-AF	-GP	-HL	2000 x 600 x 700	£442	£513
 600mm Deep Single Extension Frame	BUE106	-F	-S				1000 x 600 x 700	£212	£347
	BUE126	-F	-S				1200 x 600 x 700	£221	£354
	BUE146	-F	-S				1400 x 600 x 700	£221	£354
	BUE166	-F	-S				1600 x 600 x 700	£232	£372
	BUE186	-F	-S				1800 x 600 x 700	£269	£389
	BUE206	-F	-S				2000 x 600 x 700	£315	£412
 1200mm Deep Double Frame	BU1012	-F	-S	-AF	-GP	-HL	1000 x 1200 x 700	£527	£671
	BU1212	-F	-S	-AF	-GP	-HL	1200 x 1200 x 700	£535	£680
	BU1412	-F	-S	-AF	-GP	-HL	1400 x 1200 x 700	£535	£680
	BU1612	-F	-S	-AF	-GP	-HL	1600 x 1200 x 700	£549	£695
	BU1812	-F	-S	-AF	-GP	-HL	1800 x 1200 x 700	£558	£716
	BU2012	-F	-S	-AF	-GP	-HL	2000 x 1200 x 700	£564	£738
 1200mm Deep Double Extension Frame	BUE1012	-F	-S				1000 x 1200 x 700	£470	£610
	BUE1212	-F	-S				1200 x 1200 x 700	£477	£617
	BUE1412	-F	-S				1400 x 1200 x 700	£477	£617
	BUE1612	-F	-S				1600 x 1200 x 700	£494	£634
	BUE1812	-F	-S				1800 x 1200 x 700	£514	£653
	BUE2012	-F	-S				2000 x 1200 x 700	£534	£678



Specify Cable Ports (P) or Scoop (S)

Code	Type	Size	(-F) or (-S)
BTVDU106	P or S	1000mm	£97
BTVDU126	P or S	1200mm	£101
BTVDU146	P or S	1400mm	£106
BTVDU166	P or S	1600mm	£115
BTVDU186	P or S	1800mm	£122
BTVDU206	P or S	2000mm	£129



Specify Cable Ports (P) or Scoop (S)

Code	Type	Hand	Size	(-F) or (-S)
BTW106	P or S	L or R	1000mm	£109
BTW126	P or S	L or R	1200mm	£115
BTW146	P or S	L or R	1400mm	£121
BTW166	P or S	L or R	1600mm	£127
BTW186	P or S	L or R	1800mm	£135
BTW206	P or S	L or R	2000mm	£144



Specify Cable Ports (P) or Scoop (S)

Code	Type	Size	(-F) or (-S)
BTDW126	P or S	1200mm	£115
BTDW146	P or S	1400mm	£121
BTDW166	P or S	1600mm	£127
BTDW186	P or S	1800mm	£135
BTDW206	P or S	2000mm	£144

Codes for board finishes:
Walnut (N), Canadian Maple (CM), Japanese Ash (J), Beech (B), Light Oak (LO), Silver (S), Grey (G), White (W), Santiago Cherry (SC), Stone Oak (SO), Black (BL), Anthracite (AN), Verade Oak (VO), Slate (ST), Nebraska Oak (NO), Natural (NA), Nordic (RD), Rustic (R)

Codes for trim finishes:
White (W), Silver (S), Black (BL)

Please Specify Leg Option

Hoop Leg



Example code:
BU1616-F-HL

Goal Post Leg







Example code:
BU1616-F-GP

'A' Frame Leg



Example code:
BU1616-F-AF

Description	Code	Fixed	Sliding	Leg Option			W x D x H	Fixed
 800mm Deep Single Frame	BU168	-F	-S	-AF	-GP	-HL	1600 x 800 x 700	£406
	BU188	-F	-S	-AF	-GP	-HL	1800 x 800 x 700	£423
	BU208	-F	-S	-AF	-GP	-HL	2000 x 800 x 700	£442
 800mm Deep Single Extension Frame	BUE168	-F	-S				1600 x 800 x 700	£232
	BUE188	-F	-S				1800 x 800 x 700	£269
	BUE208	-F	-S				2000 x 800 x 700	£315
 1600mm Deep Double Frame	BU1616	-F	-S	-AF	-GP	-HL	1600 x 1600 x 700	£549
	BU1816	-F	-S	-AF	-GP	-HL	1800 x 1600 x 700	£558
	BU2016	-F	-S	-AF	-GP	-HL	2000 x 1600 x 700	£564
 1600mm Deep Double Extension Frame	BUE1616	-F	-S				1600 x 1600 x 700	£494
	BUE1816	-F	-S				1800 x 1600 x 700	£514
	BUE2016	-F	-S				2000 x 1600 x 700	£534

Please specify leg
option:

(-AF), (-HL), (-GP)

Includes 600mm leg
RH shown BTSPW18R-HL

Code	Hand	Price
BTSPW16L (1600 x 1600)	Left	£499
BTSPW16R (1600 x 1600)	Right	£499
BTSPW18L (1800 x 1600)	Left	£514
BTSPW18R (1800 x 1600)	Right	£514
BTSPW20L (2000 x 1600)	Left	£530
BTSPW20R (2000 x 1600)	Right	£530

Please specify leg
option:

(-AF), (-HL), (-GP)

Includes 1200mm
shared leg. BTDSPW18-HL shown

Code	Hand	Price
BTDSPW16 (3200 x 1600)	-	£953
BTDSPW18 (3600 x 1600)	-	£983
BTDSPW20 (4000 x 1600)	-	£1011

Includes 3 drawer pedestal
RH shown

Code	Hand	Price
BTSPW16PL (1600 x 1600)	Left	£565
BTSPW16PR (1600 x 1600)	Right	£565
BTSPW18PL (1800 x 1600)	Left	£624
BTSPW18PR (1800 x 1600)	Right	£624
BTSPW20PL (2000 x 1600)	Left	£683
BTSPW20PR (2000 x 1600)	Right	£683

Codes for board finishes:

Walnut (N), Canadian Maple (CM), Japanese Ash (J), Beech (B), Light Oak (LO), Silver (S), Grey (G), White (W), Santiago Cherry (SC), Stone Oak (SO), Black (BL), Anthracite (AN), Verade Oak (VO), Slate (ST), Nebraska Oak (NO), Natural (NA), Nordic (RD), Rustic (R)

Codes for trim finishes:

White (W), Silver (S), Black (BL)

Return Kits & Cable Management

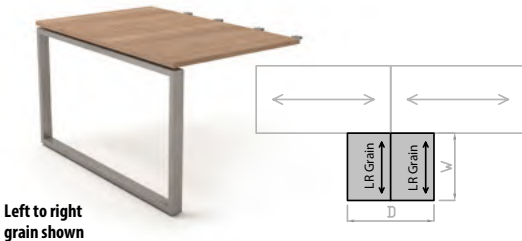
Single iBench Return Kit



Front to back
grain shown

Code	Grain	W x D x H	Price
BRS6	FB or LR	600 x 600 x 725	£371
BRS8	FB or LR	800 x 600 x 725	£386
BRS10	FB or LR	1000 x 600 x 725	£401
BRS12	FB or LR	1200 x 600 x 725	£407

Double iBench Return Kit



Left to right
grain shown

Code	Grain	W x D x H	Price
BRD6	FB or LR	600 x 1200 x 725	£611
BRD8	FB or LR	800 x 1200 x 725	£644
BRD10	FB or LR	1000 x 1200 x 725	£680
BRD12	FB or LR	1200 x 1200 x 725	£683

Fixed or Sliding
Cable Trays

Single or Double frames



for individual desks with modesty panels please use
the A-CMT cable trays in the Accessories Section

Price £			
Code	To suit Frame Size	Fixed (-F)	Sliding (-S)
BSCMT10	1000 (single)	£101	£73
BSCMTS	1200 & 1400 (single)	£101	£73
BSCMTL	1600 & 1800 (single)	£101	£73
BSCMT20	2000 (single)	£112	£83
BDCMT10	1000 (back to back)	£128	£95
BDCMTS	1200 & 1400 (back to back)	£128	£95
BDCMTL	1600 & 1800 (back to back)	£128	£95
BDCMT20	2000 (back to back)	£146	£113

Mass
Cable Riser



BMCR

Power
Tower



BPT

Magnetic
Cable Riser



BCR

Price £		
Code	Description	
BMCR	fixed to intermediate leg	£144
BPT	free standing	£144
BCR	magnetised to leg	£57

Codes for board finishes:

Walnut (N), Canadian Maple (CM), Japanese Ash (J), Beech (B), Light Oak (LO), Silver (S), Grey (G), White (W), Santiago Cherry (SC), Stone Oak (SO), Black (BL), Anthracite (AN), Verade Oak (VO), Slate (ST), Nebraska Oak (NO), Natural (NA), Nordic (RD), Rustic (R)

Codes for trim finishes:

White (W), Silver (S), Black (BL)


Please Specify Leg Option

Hoop Leg



Example code:
BU1616-F-HL

Goal Post Leg



Example code:
BU1616-F-GP

'A' Frame Leg



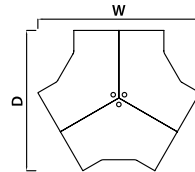
Example code:
BU1616-F-AF

Miscellaneous (please specify leg design)



BSC38 - 1600mm ends
BSC38S - 1630mm ends

800mm Deep
120° Segment
Workstation Cluster



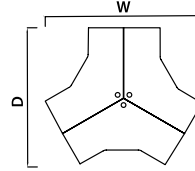
Code	W x D x H	Accommodates	Price £
BSC38	2878 x 2493 x 725	no screens	£2055
BSC38S	2893 x 2506 x 725	screens	£2055

Screens not included.
Please order 1200 return screens for segment workstations & 3 way link post.
Compatible with BDCMT120 cable tray.



BSC36 - 1200mm ends
BSC36S - 1230mm ends

600mm Deep
120° Segment
Workstation Cluster



Code	W x D x H	Accommodates	Price £
BSC36	2678 x 2320 x 725	no screens	£2055
BSC36S	2693 x 2333 x 725	screens	£2055

Screens not included.
Please order 1200 return screens for segment workstations & 3 way link post.
Compatible with BDCMT120 cable tray.

Fixed Cable Tray
for Segment
Cluster



Code	To suit Frame Size	Price £
BDCMT120	for 120° clusters	£128



800mm Deep
1230mm & 1630mm
Wide End Desk

FB - Front to Back grain
LR - Left to Right grain

Code	Frame	W x D x H	Fixed £	Sliding £
BVDU12308FB	F or S	1230 x 800 x 725	£503	£572
BVDU12308LR	F or S	1230 x 800 x 725	£503	£572
BVDU16308FB	F or S	1630 x 800 x 725	£530	£600
BVDU16308LR	F or S	1630 x 800 x 725	£530	£600

For use at the end of bench runs with desktop screens in between



600mm Deep
1230mm & 1630mm
Wide End Desk

FB - Front to Back grain
LR - Left to Right grain

Code	Frame	W x D x H	Fixed £	Sliding £
BVDU12306FB	F or S	1230 x 600 x 725	£503	£572
BVDU12306LR	F or S	1230 x 600 x 725	£503	£572
BVDU16306FB	F or S	1630 x 600 x 725	£530	£600
BVDU16306LR	F or S	1630 x 600 x 725	£530	£600

For use at the end of bench runs with desktop screens in between

Conference Links, Modesty Panels and CPU Holder

Conference
Extension Link

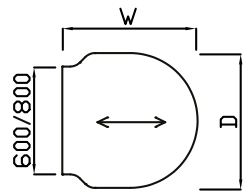


1600mm & 1200mm to suit bench clusters without mounted screens

1630mm & 1230mm to suit bench clusters with mounted screens

Code	W x D x H	Grain	Price £
BCE16	1600 x 525 x 25	FB	£412
BCE12FB	1200 x 525 x 25	FB	£385
BCE12LR	1200 x 525 x 25	LR	£385
BCE1630	1630 x 525 x 25	FB	£412
BCE1230FB	1230 x 525 x 25	FB	£385
BCE1230LR	1230 x 525 x 25	LR	£385

Conference Link



Code	W x D x H	Grain	Price £
BCONL-6	800 x 800 x 725	LR	£433
BCONL	1000 x 1000 x 725	LR	£457

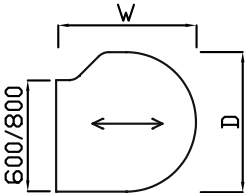
BCONL-6 is compatible with 600mm deep desking

BCON is compatible with 800mm deep desking

Tear Drop
Conference Link



Right hand shown



Code	Hand	W x D x H	Grain	Price £
BTD-6	L or R	800 x 800 x 725	LR	£433
BTD	L or R	1000 x 1000 x 725	LR	£457

BTD-6 is compatible with 600mm deep desking

BTD is compatible with 800mm deep desking

MFC
Modesty Panel



for use with A-CMT* cable trays (see Accessories Section)

Code	Description	Price £
BWM20	1780 x 400 to suit 2000 desk	£159
BWM18	1580 x 400 to suit 1800 desk	£151
BWM16	1380 x 400 to suit 1600 desk	£146
BWM14	1180 x 400 to suit 1400 desk	£137
BWM12	980 x 400 to suit 1200 desk	£129
BWM10	780 x 400 to suit 1000 desk	£121

CPU Holder



Code	Description	Price £
BCPUH	frame mounted	£193

Codes for board finishes:

Walnut (N), Canadian Maple (CM), Japanese Ash (J), Beech (B), Light Oak (LO), Silver (S), Grey (G), White (W), Santiago Cherry (SC), Stone Oak (SO), Black (BL), Anthracite (AN), Verade Oak (VO), Slate (ST), Nebraska Oak (NO), Natural (NA), Nordic (RD), Rustic (R)

Codes for trim finishes:

White (W), Silver (S), Black (BL)

Codes for trim finishes:

White (W), Silver (S), Black (BL)

Please Specify Leg Option

Hoop Leg



Example code:
BRBT1812-HL

Goal Post Leg



Example code:
BRBT1812-GP

'A' Frame Leg



Example code:
BRBT1812-AF

iBench rectangular boardroom tables and extensions (please specify leg design)



800mm Deep
Rectangular
Boardroom Table

for power modules please
see the Accessories section

Code	W x D x H	Price
BRBT168	1600 x 800 x 725	£525
BRBT188	1800 x 800 x 725	£549
BRBT208	2000 x 800 x 725	£575



1200mm Deep
Rectangular
Boardroom Table

for power modules please
see the Accessories section

Code	W x D x H	Price
BRBT1012	1000 x 1200 x 725	£724
BRBT1212	1200 x 1200 x 725	£741
BRBT1412	1400 x 1200 x 725	£754
BRBT1612	1600 x 1200 x 725	£786
BRBT1812	1800 x 1200 x 725	£806
BRBT2012	2000 x 1200 x 725	£838



1200mm Deep
Extension
Rectangular
Boardroom Table

for power modules please
see the Accessories section

Code	W x D x H	Price
BRBTE1012	1000 x 1200 x 725	£659
BRBTE1212	1200 x 1200 x 725	£675
BRBTE1412	1400 x 1200 x 725	£689
BRBTE1612	1600 x 1200 x 725	£721
BRBTE1812	1800 x 1200 x 725	£752
BRBTE2012	2000 x 1200 x 725	£784



1600mm Deep
Rectangular
Boardroom Table

for power modules please
see the Accessories section

Code	W x D x H	Price
BRBT1016	1000 x 1600 x 725	£724
BRBT1216	1200 x 1600 x 725	£741
BRBT1416	1400 x 1600 x 725	£754
BRBT1616	1600 x 1600 x 725	£786
BRBT1816	1800 x 1600 x 725	£806
BRBT2016	2000 x 1600 x 725	£838



1600mm Deep
Extension
Rectangular
Boardroom Table

for power modules please
see the Accessories section

Code	W x D x H	Price
BRBTE1016	1000 x 1600 x 725	£659
BRBTE1216	1200 x 1600 x 725	£675
BRBTE1416	1400 x 1600 x 725	£689
BRBTE1616	1600 x 1600 x 725	£721
BRBTE1816	1800 x 1600 x 725	£752
BRBTE2016	2000 x 1600 x 725	£784

iBench rectangular boardroom tables and extensions (please specify leg design)



Codes for board finishes:

Walnut (N), Canadian Maple (CM), Japanese Ash (J), Beech (B), Light Oak (LO), Silver (S), Grey (G), White (W), Santiago Cherry (SC), Stone Oak (SO), Black (BL), Anthracite (AN), Verade Oak (VO), Slate (ST), Nebraska Oak (NO), Natural (NA), Nordic (RD), Rustic (R)

Codes for trim finishes:

White (W), Silver (S), Black (BL)

Codes for trim finishes:

White (W), Silver (S), Black (BL)

Evolution Oak or RAL Painted Leg Desks & Tables



Evolution Oak or RAL Painted Leg Desks & Tables



Contents

800mm Deep Fastrack 600mm Deep Fastrack	PAGES 52-53 PAGES 54-55	Meeting Tables & Seating	PAGE 64-65
800mm Deep Desktops & Frames	PAGES 56-57	Cable Management & RAL Finishes	PAGES 66-67
600mm Deep Desktops & Frames	PAGES 58-59		
Return Kits, End Desks & Corner Workstations	PAGES 60-61		
120° Segment Clusters	PAGE 62-63		



Rectangular Fastrack Ordering

- 1600mm Deep Back to Back Complete Clusters
- 800mm Deep Rectangular Desktops
- Tapered Oak or RAL Painted Leg Design
- Fixed or Sliding Frames
- White, Black or Silver Trim
- Choice of Oak, Ral Painted or Steel Extension Frames
- DESK TOPS ARE SUPPLIED WITH A DESKTOP SCOOP

To order clusters with **OAK** or **RAL** extension frames please add **-F** or **-S** to the product code.

Example Code: EB6R-4216-RAL-F

To order clusters with **STEEL** extension frames please add **-FS** or **-SS** to the product code.

Example Code: EB6R-4216-RAL-SS

Add
-OAK or **-RAL**
to product code to
specify leg finish

to order
Fixed or Sliding tops
with **OAK** or **RAL**
extension frames
add **-F** or **-S** to the
product code

to order
Fixed or Sliding tops
with **STEEL**
extension frames add
-FS or **-SS** to the
product code



For clusters with OAK or RAL Leg
Extension Frames add
-F or **-S** to the product code






For clusters with Steel Leg
Extension Frames add **-FS** or
-SS to the product code

How to Order

Please include product code, leg type, frame type and extension frame style when ordering complete clusters

Cluster Product Code	Leg Type	Fixed or Sliding Frame Style	Frame Colour		Add	
EB2R-1416	-OAK -RAL	-F or -S	.BL (Black) .W (White) .S (Silver)		-OAK or -RAL to product code to specify leg finish	Add -F or -S for Fixed or Sliding tops

Description	Code	Oak Leg	Ral Leg	W x D x H	Fixed (-F)	Sliding (-S)
 1600mm Deep OAK or RAL Leg Back to Back Bench Frame	EB2R-1016	-OAK	-RAL	1000 x 1600 x 725	£1058	£1145
	EB2R-1216	-OAK	-RAL	1200 x 1600 x 725	£1070	£1158
	EB2R-1416	-OAK	-RAL	1400 x 1600 x 725	£1086	£1173
	EB2R-1616	-OAK	-RAL	1600 x 1600 x 725	£1111	£1199
	EB2R-1816	-OAK	-RAL	1800 x 1600 x 725	£1136	£1225
	EB2R-2016	-OAK	-RAL	2000 x 1600 x 725	£1151	£1240
 1600mm Deep OAK or RAL Leg Back to Back Bench Extension Frame	EBE2R-1016	-OAK	-RAL	1000 x 1600 x 725	£799	£887
	EBE2R-1216	-OAK	-RAL	1200 x 1600 x 725	£811	£900
	EBE2R-1416	-OAK	-RAL	1400 x 1600 x 725	£828	£914
	EBE2R-1616	-OAK	-RAL	1600 x 1600 x 725	£852	£941
	EBE2R-1816	-OAK	-RAL	1800 x 1600 x 725	£878	£966
	EBE2R-2016	-OAK	-RAL	2000 x 1600 x 725	£893	£981
 1600mm Deep STEEL Leg Back to Back Bench Extension Frame	BE2R-1016			1000 x 1600 x 725	£664	£804
	BE2R-1216			1200 x 1600 x 725	£679	£819
	BE2R-1416			1400 x 1600 x 725	£689	£829
	BE2R-1616			1600 x 1600 x 725	£724	£864
	BE2R-1816			1800 x 1600 x 725	£758	£897
	BE2R-2016			2000 x 1600 x 725	£792	£936

Codes for board finishes:
Walnut (N), Canadian Maple (CM), Japanese Ash (J), Beech (B), Light Oak (LO), Silver (S), Grey (G), White (W), Santiago Cherry (SC), Stone Oak (SO), Black (BL), Anthracite (AN), Verade Oak (VO), Slate (ST), Nebraska Oak (NO), Natural (NA), Nordic (RD), Rustic (R)

Codes for trim finishes:
White (W), Silver (S), Black (BL)

Description	Code	Oak Leg	Ral Leg	Person	W x D x H	Fixed (-F)	Sliding (-S)	Fixed (-FS)	Sliding (-SS)
Clusters of 1000mm x 800mm Workstations	EB2R-1016	-OAK	-RAL	2	1000 x 1600 x 725	£1058	£1145	n/a	n/a
	EB4R-2016	-OAK	-RAL	4	2000 x 1600 x 725	£1857	£2032	£1722	£1949
	EB6R-3016	-OAK	-RAL	6	3000 x 1600 x 725	£2656	£2919	£2386	£2753
	EB8R-4016	-OAK	-RAL	8	4000 x 1600 x 725	£3455	£3806	£3050	£3557
	EB10R-5016	-OAK	-RAL	10	5000 x 1600 x 725	£4254	£4693	£3714	£4361
Clusters of 1200mm x 800mm Workstations	EB2R-1216	-OAK	-RAL	2	1200 x 1600 x 725	£1070	£1158	n/a	n/a
	EB4R-2416	-OAK	-RAL	4	2400 x 1600 x 725	£1881	£2058	£1749	£1977
	EB6R-3616	-OAK	-RAL	6	3600 x 1600 x 725	£2692	£2958	£2428	£2796
	EB8R-4816	-OAK	-RAL	8	4800 x 1600 x 725	£3503	£3858	£3107	£3615
	EB10R-6016	-OAK	-RAL	10	6000 x 1600 x 725	£4314	£4758	£3786	£4434
Clusters of 1400mm x 800mm Workstations	EB2R-1416	-OAK	-RAL	2	1400 x 1600 x 725	£1086	£1173	n/a	n/a
	EB4R-2816	-OAK	-RAL	4	2800 x 1600 x 725	£1914	£2087	£1775	£2002
	EB6R-4216	-OAK	-RAL	6	4200 x 1600 x 725	£2742	£3001	£2464	£2831
	EB8R-5616	-OAK	-RAL	8	5600 x 1600 x 725	£3570	£3915	£3153	£3660
	EB10R-7016	-OAK	-RAL	10	7000 x 1600 x 725	£4398	£4829	£3842	£4489
Clusters of 1600mm x 800mm Workstations	EB2R-1616	-OAK	-RAL	2	1600 x 1600 x 725	£1111	£1199	n/a	n/a
	EB4R-3216	-OAK	-RAL	4	3200 x 1600 x 725	£1963	£2140	£1835	£2063
	EB6R-4816	-OAK	-RAL	6	4800 x 1600 x 725	£2815	£3081	£2559	£2927
	EB8R-6416	-OAK	-RAL	8	6400 x 1600 x 725	£3667	£4022	£3283	£3791
	EEB10R-8016	-OAK	-RAL	10	8000 x 1600 x 725	£4519	£4963	£4007	£4655
Clusters of 1800mm x 800mm Workstations	EB2R-1816	-OAK	-RAL	2	1800 x 1600 x 725	£1136	£1225	n/a	n/a
	EB4R-3616	-OAK	-RAL	4	3600 x 1600 x 725	£2014	£2191	£1894	£2122
	EB6R-5416	-OAK	-RAL	6	5400 x 1600 x 725	£2892	£3157	£2652	£3019
	EB8R-7216	-OAK	-RAL	8	7200 x 1600 x 725	£3770	£4123	£3410	£3916
	EB10R-9016	-OAK	-RAL	10	9000 x 1600 x 725	£4648	£5089	£4168	£4813
Clusters of 2000mm x 800mm Workstations	EB2R-2016	-OAK	-RAL	2	2000 x 1600 x 725	£1151	£1240	n/a	n/a
	EB4R-4016	-OAK	-RAL	4	4000 x 1600 x 725	£2044	£2221	£1943	£2176
	EB6R-6016	-OAK	-RAL	6	6000 x 1600 x 725	£2937	£3202	£2735	£3112
	EB8R-8016	-OAK	-RAL	8	8000 x 1600 x 725	£3830	£4183	£3527	£4048
	EB10R-10016	-OAK	-RAL	10	10000 x 1600 x 725	£4723	£5164	£4319	£4984

Codes for board finishes:
Walnut (N), Canadian Maple (CM), Japanese Ash (J), Beech (B), Light Oak (LO), Silver (S), Grey (G), White (W), Santiago Cherry (SC), Stone Oak (SO), Black (BL), Anthracite (AN), Verade Oak (VO), Slate (ST), Nebraska Oak (NO), Natural (NA), Nordic (RD), Rustic (R)

Codes for trim finishes:
White (W), Silver (S), Black (BL)

Rectangular Fastrack Ordering

- 1200mm Deep Back to Back Complete Clusters
- 600mm Deep Rectangular Desktops
- Tapered Oak or RAL Painted Leg Design
- Fixed or Sliding Frames
- White, Black or Silver Trim
- Choice of Oak, Ral Painted or Steel Extension Frames
- DESK TOPS ARE SUPPLIED WITH A DESKTOP SCOOP



For clusters with OAK or RAL Leg Extension Frames add -F or -S to the product code






For clusters with Steel Leg Extension Frames add -FS or -SS to the product code

How to Order

Please include product code, leg type, frame type and extension frame style when ordering complete clusters

Cluster Product Code	Leg Type	Fixed or Sliding Frame Style	Frame Colour		
EB2R-1412	-OAK -RAL	-F or -S	.BL (Black) .W (White) .S (Silver)	Add -OAK or -RAL to product code to specify leg finish	Add -F or -S for Fixed or Sliding tops

Description	Code	Oak Leg	Ral Leg	W x D x H	Fixed (-F)	Sliding (-S)
 1200mm Deep OAK or RAL Leg Back to Back Bench Frame	EB2R-1012	-OAK	-RAL	1000 x 1200 x 725mm	£1058	£1145
	EB2R-1212	-OAK	-RAL	1200 x 1200 x 725mm	£1070	£1158
	EB2R-1412	-OAK	-RAL	1400 x 1200 x 725mm	£1086	£1173
	EB2R-1612	-OAK	-RAL	1600 x 1200 x 725mm	£1111	£1199
	EB2R-1812	-OAK	-RAL	1800 x 1200 x 725mm	£1136	£1225
	EB2R-2012	-OAK	-RAL	2000 x 1200 x 725mm	£1151	£1240
 1200mm Deep OAK or RAL Leg Back to Back Bench Extension Frame	EBE2R-1012	-OAK	-RAL	1000 x 1200 x 725mm	£799	£887
	EBE2R-1212	-OAK	-RAL	1200 x 1200 x 725mm	£811	£900
	EBE2R-1412	-OAK	-RAL	1400 x 1200 x 725mm	£828	£914
	EBE2R-1612	-OAK	-RAL	1600 x 1200 x 725mm	£852	£941
	EBE2R-1812	-OAK	-RAL	1800 x 1200 x 725mm	£878	£966
	EBE2R-2012	-OAK	-RAL	2000 x 1200 x 725mm	£893	£981
 1200mm Deep STEEL Leg Back to Back Bench Extension Frame	BE2R-1012			1000 x 1200 x 725mm	£664	£804
	BE2R-1212			1200 x 1200 x 725mm	£679	£819
	BE2R-1412			1400 x 1200 x 725mm	£689	£829
	BE2R-1612			1600 x 1200 x 725mm	£724	£864
	BE2R-1812			1800 x 1200 x 725mm	£758	£897
	BE2R-2012			2000 x 1200 x 725mm	£792	£936

Codes for board finishes:
Walnut (N), Canadian Maple (CM), Japanese Ash (J), Beech (B), Light Oak (LO), Silver (S), Grey (G), White (W), Santiago Cherry (SC), Stone Oak (SO), Black (BL), Anthracite (AN), Verade Oak (VO), Slate (ST), Nebraska Oak (NO), Natural (NA), Nordic (RD), Rustic (R)

Codes for trim finishes:
White (W), Silver (S), Black (BL)

To order clusters with **OAK** or **RAL** extension frames please add **-F** or **-S** to the product code.

Example Code: EB6R-4212-RAL-F

To order clusters with **STEEL** extension frames please add **-FS** or **-SS** to the product code.

Example Code: EB6R-4212-RAL-SS

Add
-OAK or -RAL
to product code to specify leg finish

to order
Fixed or Sliding tops
with **OAK** or **RAL**
extension frames
add **-F** or **-S** to the
product code

to order
Fixed or Sliding tops
with **STEEL**
extension frames add
-FS or **-SS** to the
product code




Description	Code	Oak Leg	Ral Leg	Person	W x D x H	Fixed (-F)	Sliding (-S)	Fixed (-FS)	Sliding (-SS)
Clusters of 1000mm x 600mm Workstations	EB2R-1012	-OAK	-RAL	2	1000 x 1200 x 725mm	£1058	£1145	n/a	n/a
	EB4R-2012	-OAK	-RAL	4	2000 x 1200 x 725mm	£1857	£2032	£1722	£1949
	EB6R-3012	-OAK	-RAL	6	3000 x 1200 x 725mm	£2656	£2919	£2386	£2753
	EB8R-4012	-OAK	-RAL	8	4000 x 1200 x 725mm	£3455	£3806	£3050	£3557
	EB10R-5012	-OAK	-RAL	10	5000 x 1200 x 725mm	£4254	£4693	£3714	£4361
Clusters of 1200mm x 600mm Workstations	EB2R-1212	-OAK	-RAL	2	1000 x 1200 x 725mm	£1070	£1158	n/a	n/a
	EB4R-2412	-OAK	-RAL	4	2400 x 1200 x 725mm	£1881	£2058	£1749	£1977
	EB6R-3612	-OAK	-RAL	6	3600 x 1200 x 725mm	£2692	£2958	£2428	£2796
	EB8R-4812	-OAK	-RAL	8	4800 x 1200 x 725mm	£3503	£3858	£3107	£3615
	EB10R-6012	-OAK	-RAL	10	6000 x 1200 x 725mm	£4314	£4758	£3786	£4434
Clusters of 1400mm x 600mm Workstations	EB2R-1412	-OAK	-RAL	2	1400 x 1200 x 725mm	£1086	£1173	n/a	n/a
	EB4R-2812	-OAK	-RAL	4	2800 x 1200 x 725mm	£1914	£2087	£1775	£2002
	EB6R-4212	-OAK	-RAL	6	4200 x 1200 x 725mm	£2742	£3001	£2464	£2831
	EB8R-5612	-OAK	-RAL	8	5600 x 1200 x 725mm	£3570	£3915	£3153	£3660
	EB10R-7012	-OAK	-RAL	10	7000 x 1200 x 725mm	£4398	£4829	£3842	£4489
Clusters of 1600mm x 600mm Workstations	EB2R-1612	-OAK	-RAL	2	1600 x 1200 x 725mm	£1111	£1199	n/a	n/a
	EB4R-3212	-OAK	-RAL	4	3200 x 1200 x 725mm	£1963	£2140	£1835	£2063
	EB6R-4812	-OAK	-RAL	6	4800 x 1200 x 725mm	£2815	£3081	£2559	£2927
	EB8R-6412	-OAK	-RAL	8	6400 x 1200 x 725mm	£3667	£4022	£3283	£3791
	EB10R-8012	-OAK	-RAL	10	8000 x 1200 x 725mm	£4519	£4963	£4007	£4655
Clusters of 1800mm x 600mm Workstations	EB2R-1812	-OAK	-RAL	2	1800 x 1200 x 725mm	£1136	£1225	n/a	n/a
	EB4R-3612	-OAK	-RAL	4	3600 x 1200 x 725mm	£2014	£2191	£1894	£2122
	EB6R-5412	-OAK	-RAL	6	5400 x 1200 x 725mm	£2892	£3157	£2652	£3019
	EB8R-7212	-OAK	-RAL	8	7200 x 1200 x 725mm	£3770	£4123	£3410	£3916
	EB10R-9012	-OAK	-RAL	10	9000 x 1200 x 725mm	£4648	£5089	£4168	£4813
Clusters of 2000mm x 600mm Workstations	EB2R-2012	-OAK	-RAL	2	2000 x 1200 x 725mm	£1151	£1240	n/a	n/a
	EB4R-4012	-OAK	-RAL	4	4000 x 1200 x 725mm	£2044	£2221	£1943	£2176
	EB6R-6012	-OAK	-RAL	6	6000 x 1200 x 725mm	£2937	£3202	£2735	£3112
	EB8R-8012	-OAK	-RAL	8	8000 x 1200 x 725mm	£3830	£4183	£3527	£4048
	EB10R-10012	-OAK	-RAL	10	10000 x 1200 x 725mm	£4723	£5164	£4319	£4984

Codes for board finishes:
Walnut (N), Canadian Maple (CM), Japanese Ash (J), Beech (B), Light Oak (LO), Silver (S), Grey (G), White (W), Santiago Cherry (SC), Stone Oak (SO), Black (BL), Anthracite (AN), Verade Oak (VO), Slate (ST), Nebraska Oak (NO), Natural (NA), Nordic (RD), Rustic (R)

Codes for trim finishes:
White (W), Silver (S), Black (BL)

- 1600mm Deep Back to Back & 800mm Deep Single Bench Frames
- Tapered Oak or RAL Painted Leg Design
- Fixed or Sliding Frames
- White, Black or Silver Trim
- Choice of Oak, Ral Painted or Steel Extension Frames
- 3 Desktop Shapes
- All frames are supplied with triangulation brackets
- ALL DESK TOPS ARE SUPPLIED WITH A DESKTOP SCOOP




800mm Deep Desktops

Description	Code	Add -OAK or -RAL to product code to specify leg finish		W x D x H	Add -F or -S to product code for fixed or sliding top	
		Oak Leg	Ral Leg		Fixed (-F)	Sliding (-S)
 1600mm Deep OAK or RAL Leg Back to Back Bench Frame	EBU1016	-OAK	-RAL	1000 x 1600 x 700mm	£864	£951
	EBU1216	-OAK	-RAL	1200 x 1600 x 700mm	£868	£956
	EBU1416	-OAK	-RAL	1400 x 1600 x 700mm	£874	£961
	EBU1616	-OAK	-RAL	1600 x 1600 x 700mm	£881	£969
	EBU1816	-OAK	-RAL	1800 x 1600 x 700mm	£892	£981
	EBU2016	-OAK	-RAL	2000 x 1600 x 700mm	£893	£982
 1600mm Deep OAK or RAL Leg Back to Back Bench Extension Frame	EBUE1016	-OAK	-RAL	1000 x 1600 x 700mm	£605	£693
	EBUE1216	-OAK	-RAL	1200 x 1600 x 700mm	£609	£698
	EBUE1416	-OAK	-RAL	1400 x 1600 x 700mm	£616	£702
	EBUE1616	-OAK	-RAL	1600 x 1600 x 700mm	£622	£711
	EBUE1816	-OAK	-RAL	1800 x 1600 x 700mm	£634	£722
	EBUE2016	-OAK	-RAL	2000 x 1600 x 700mm	£635	£723
 1600mm Deep STEEL Leg Back to Back Bench Extension Frame	BUE1016			1000 x 1600 x 700mm	£470	£610
	BUE1216			1200 x 1600 x 700mm	£477	£617
	BUE1416			1400 x 1600 x 700mm	£477	£617
	BUE1616			1600 x 1600 x 700mm	£494	£634
	BUE1816			1800 x 1600 x 700mm	£514	£653
	BUE2016			2000 x 1600 x 700mm	£534	£678

Codes for board finishes:
Walnut (N), Canadian Maple (CM), Japanese Ash (J), Beech (B), Light Oak (LO), Silver (S), Grey (G), White (W), Santiago Cherry (SC), Stone Oak (SO), Black (BL), Anthracite (AN), Verade Oak (VO), Slate (ST), Nebraska Oak (NO), Natural (NA), Nordic (RD), Rustic (R)

Codes for trim finishes:
White (W), Silver (S), Black (BL)

Please specify Fixed or Sliding frames and OAK or RAL legs when ordering

Description	Code	Oak Leg	Ral Leg	W x D x H	Fixed (-F)	Sliding (-S)
 800mm Deep OAK or RAL Leg Single Bench Frame	EBU108	-OAK	-RAL	1000 x 800 x 700mm	£650	£693
	EBU128	-OAK	-RAL	1200 x 800 x 700mm	£653	£695
	EBU148	-OAK	-RAL	1400 x 800 x 700mm	£655	£698
	EBU168	-OAK	-RAL	1600 x 800 x 700mm	£660	£702
	EBU188	-OAK	-RAL	1800 x 800 x 700mm	£665	£707
	EBU208	-OAK	-RAL	2000 x 800 x 700mm	£666	£709
 800mm Deep OAK or RAL Leg Single Bench Extension Frame	EBUE108	-OAK	-RAL	1000 x 800 x 700mm	£443	£486
	EBUE128	-OAK	-RAL	1200 x 800 x 700mm	£446	£488
	EBUE148	-OAK	-RAL	1400 x 800 x 700mm	£450	£491
	EBUE168	-OAK	-RAL	1600 x 800 x 700mm	£453	£495
	EBUE188	-OAK	-RAL	1800 x 800 x 700mm	£458	£500
	EBUE208	-OAK	-RAL	2000 x 800 x 700mm	£458	£501
 800mm Deep STEEL Leg Single Bench Extension Frame	BUE108			1000 x 800 x 700mm	£212	£347
	BUE128			1200 x 800 x 700mm	£221	£354
	BUE148			1400 x 800 x 700mm	£221	£354
	BUE168			1600 x 800 x 700mm	£232	£372
	BUE188			1800 x 800 x 700mm	£269	£389
	BUE208			2000 x 800 x 700mm	£315	£412

800mm Deep Rectangular



800mm Deep Wave



800mm Deep Double Wave



Right Hand
Shown




Code	L x W x H	(-F) or (-S)	Code	Hand	L x W x H	(-F) or (-S)	Code	L x W x H	(-F) or (-S)
BTVDU10S	1000 x 800	£97	BTW10S	L or R	1000 x 1000	£109			
BTVDU12S	1200 x 800	£101	BTW12S	L or R	1200 x 1000	£115	BTDW12S	1200 x 1000	£115
BTVDU14S	1400 x 800	£106	BTW14S	L or R	1400 x 1000	£121	BTDW14S	1400 x 1000	£121
BTVDU16S	1600 x 800	£115	BTW16S	L or R	1600 x 1000	£127	BTDW16S	1600 x 1000	£127
BTVDU18S	1800 x 800	£122	BTW18S	L or R	1800 x 1000	£135	BTDW18S	1800 x 1000	£135
BTVDU20S	2000 x 800	£129	BTW20S	L or R	2000 x 1000	£144	BTDW20S	2000 x 1000	£144

Codes for board finishes:
Walnut (N), Canadian Maple (CM), Japanese Ash (J), Beech (B), Light Oak (LO), Silver (S), Grey (G), White (W), Santiago Cherry (SC), Stone Oak (SO), Black (BL), Anthracite (AN), Verade Oak (VO), Slate (ST), Nebraska Oak (NO), Natural (NA), Nordic (RD), Rustic (R)

Codes for trim finishes:
White (W), Silver (S), Black (BL)

- 1200mm Deep Back to Back & 600mm Deep Single Bench Frames
- Tapered Oak or RAL Painted Leg Design
- Fixed or Sliding Frames
- White, Black or Silver Trim
- Choice of Oak, Ral Painted or Steel Extension Frames
- 3 Desktop Shapes
- All frames are supplied with triangulation brackets
- ALL DESK TOPS ARE SUPPLIED WITH A DESKTOP SCOOP




600mm Deep Desktops

Description	Code	Add -OAK or -RAL to product code to specify leg finish		W x D x H	Add -F or -S to product code for fixed or sliding top	
		Oak Leg	Ral Leg		Fixed (-F)	Sliding (-S)
 1200mm Deep OAK or RAL Leg Back to Back Bench Frame	EBU1012	-OAK	-RAL	1000 x 1200 x 700mm	£864	£951
	EBU1212	-OAK	-RAL	1200 x 1200 x 700mm	£868	£956
	EBU1412	-OAK	-RAL	1400 x 1200 x 700mm	£874	£961
	EBU1612	-OAK	-RAL	1600 x 1200 x 700mm	£881	£969
	EBU1812	-OAK	-RAL	1800 x 1200 x 700mm	£892	£981
	EBU2012	-OAK	-RAL	2000 x 1200 x 700mm	£893	£982
 1200mm Deep OAK or RAL Leg Back to Back Bench Extension Frame	EBUE1012	-OAK	-RAL	1000 x 1200 x 700mm	£605	£693
	EBUE1212	-OAK	-RAL	1200 x 1200 x 700mm	£609	£698
	EBUE1412	-OAK	-RAL	1400 x 1200 x 700mm	£616	£702
	EBUE1612	-OAK	-RAL	1600 x 1200 x 700mm	£622	£711
	EBUE1812	-OAK	-RAL	1800 x 1200 x 700mm	£634	£722
	EBUE2012	-OAK	-RAL	2000 x 1200 x 700mm	£635	£723
 1200mm Deep STEEL Leg Back to Back Bench Extension Frame	BUE1012			1000 x 1200 x 700mm	£470	£610
	BUE1212			1200 x 1200 x 700mm	£477	£617
	BUE1412			1400 x 1200 x 700mm	£477	£617
	BUE1612			1600 x 1200 x 700mm	£494	£634
	BUE1812			1800 x 1200 x 700mm	£514	£653
	BUE2012			2000 x 1200 x 700mm	£534	£678

Codes for board finishes:
Walnut (N), Canadian Maple (CM), Japanese Ash (J), Beech (B), Light Oak (LO), Silver (S), Grey (G), White (W), Santiago Cherry (SC), Stone Oak (SO), Black (BL), Anthracite (AN), Verade Oak (VO), Slate (ST), Nebraska Oak (NO), Natural (NA), Nordic (RD), Rustic (R)

Codes for trim finishes:
White (W), Silver (S), Black (BL)

Please specify Fixed or Sliding frames and OAK or RAL legs when ordering

Description	Code	Oak Leg	Ral Leg	W x D x H	Fixed (-F)	Sliding (-S)
 600mm Deep OAK or RAL Leg Single Bench Frame	EBU106	-OAK	-RAL	1000 x 600 x 700mm	£650	£693
	EBU126	-OAK	-RAL	1200 x 600 x 700mm	£653	£695
	EBU146	-OAK	-RAL	1400 x 600 x 700mm	£655	£698
	EBU166	-OAK	-RAL	1600 x 600 x 700mm	£660	£702
	EBU186	-OAK	-RAL	1800 x 600 x 700mm	£665	£707
	EBU206	-OAK	-RAL	2000 x 600 x 700mm	£666	£709
 600mm Deep OAK or RAL Leg Single Bench Extension Frame	EBUE106	-OAK	-RAL	1000 x 600 x 700mm	£443	£486
	EBUE126	-OAK	-RAL	1200 x 600 x 700mm	£446	£488
	EBUE146	-OAK	-RAL	1400 x 600 x 700mm	£450	£491
	EBUE166	-OAK	-RAL	1600 x 600 x 700mm	£453	£495
	EBUE186	-OAK	-RAL	1800 x 600 x 700mm	£458	£500
	EBUE206	-OAK	-RAL	2000 x 600 x 700mm	£458	£501
 600mm Deep STEEL Leg Single Bench Extension Frame	BUE106			1000 x 600 x 700mm	£212	£347
	BUE126			1200 x 600 x 700mm	£221	£354
	BUE146			1400 x 600 x 700mm	£221	£354
	BUE166			1600 x 600 x 700mm	£232	£372
	BUE186			1800 x 600 x 700mm	£269	£389
	BUE206			2000 x 600 x 700mm	£315	£412

600mm Deep Rectangular



600mm Deep Wave



600mm Deep Double Wave



Right Hand
Shown

Code	L x W x H	(-F) or (-S)	Code	Hand	L x W x H	(-F) or (-S)	Code	L x W x H	(-F) or (-S)
BTVDU106S	1000 x 600	£97	BTW106S	L or R	1000 x 800	£109			
BTVDU126S	1200 x 600	£101	BTW126S	L or R	1200 x 800	£115	BTDW126S	1200 x 800	£115
BTVDU146S	1400 x 600	£106	BTW146S	L or R	1400 x 800	£121	BTDW146S	1400 x 800	£121
BTVDU166S	1600 x 600	£115	BTW166S	L or R	1600 x 800	£127	BTDW166S	1600 x 800	£127
BTVDU186S	1800 x 600	£122	BTW186S	L or R	1800 x 800	£135	BTDW186S	1800 x 800	£135
BTVDU206S	2000 x 600	£129	BTW206S	L or R	2000 x 800	£144	BTDW206S	2000 x 800	£144

Codes for board finishes:
Walnut (N), Canadian Maple (CM), Japanese Ash (J), Beech (B), Light Oak (LO), Silver (S), Grey (G), White (W), Santiago Cherry (SC), Stone Oak (SO), Black (BL), Anthracite (AN), Verade Oak (VO), Slate (ST), Nebraska Oak (NO), Natural (NA), Nordic (RD), Rustic (R)

Codes for trim finishes:
White (W), Silver (S), Black (BL)

Return Kits and Individual Desks


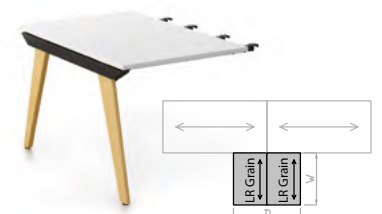




Codes for board finishes:
Walnut (N), Canadian Maple (CM), Japanese Ash (J), Beech (B), Light Oak (LO), Silver (S), Grey (G), White (W), Santiago Cherry (SC), Stone Oak (SO), Black (BL), Anthracite (AN), Verade Oak (VO), Slate (ST), Nebraska Oak (NO), Natural (NA), Nordic (RD), Rustic (R)


Codes for trim finishes:
White (W), Silver (S), Black (BL)

Add
-OAK or -RAL
to product code to
specify leg finish

Add
-F or -S
to product code for
fixed or sliding top

Description	Code	Grain	Oak Leg	Ral Leg	W x D x H	Fixed (-F)	Sliding (-S)
 Single Return kit	EBRS6	FB or LR	-OAK	-RAL	600 x 600 x 725mm	£488	n/a
	EBRS8	FB or LR	-OAK	-RAL	800 x 600 x 725mm	£500	n/a
	EBRS10	FB or LR	-OAK	-RAL	1000 x 600 x 725mm	£507	n/a
	EBRS12	FB or LR	-OAK	-RAL	1200 x 600 x 725mm	£518	n/a
 Double Return kit	EBRD6	FB or LR	-OAK	-RAL	600 x 1200 x 725mm	£729	n/a
	EBRD8	FB or LR	-OAK	-RAL	800 x 1200 x 725mm	£753	n/a
	EBRD10	FB or LR	-OAK	-RAL	1000 x 1200 x 725mm	£771	n/a
	EBRD12	FB or LR	-OAK	-RAL	1200 x 1200 x 725mm	£793	n/a
 1630mm & 1230mm Rectangular End Desks	EBVDU12308	FB or LR	-OAK	-RAL	1230 x 800 x 725mm	£753	£796
	EBVDU16308	FB or LR	-OAK	-RAL	1630 x 800 x 725mm	£774	£817
	EBVDU12306	FB or LR	-OAK	-RAL	1230 x 600 x 725mm	£753	£796
	EBVDU16306	FB or LR	-OAK	-RAL	1630 x 600 x 725mm	£774	£817

Description	Code	Hand	Oak Leg	Ral Leg	W x D x H	Price (fixed top only)	
 Radial Workstations	EBSPW1616	L or R	-OAK	-RAL	1600 x 1600 x 725mm	£1194	
	EBSPW1816	L or R	-OAK	-RAL	1800 x 1600 x 725mm	£1241	
	EBSPW2016	L or R	-OAK	-RAL	2000 x 1600 x 725mm	£1282	

Description	Code	Type	Description	Price (-M)	Price (-S)
 MFC or Steel Modesty Panel	MFC Modesty Panel (-M) EBMP20	-M or -S	to suit 2000 desk	£118	n/a
	EBMP18	-M or -S	to suit 1800 desk	£118	£118
	STEEL Modesty Panel (-S) EBMP16	-M or -S	to suit 1600 desk	£116	£116
	EBMP14	-M or -S	to suit 1400 desk	£113	£113
	EBMP12	-M or -S	to suit 1200 desk	£91	£91
	EBMP10	-M or -S	to suit 1000 desk	£89	£89

Only compatible with individual desks

Codes for board finishes:
Walnut (N), Canadian Maple (CM), Japanese Ash (J), Beech (B), Light Oak (LO), Silver (S), Grey (G), White (W), Santiago Cherry (SC), Stone Oak (SO), Black (BL), Anthracite (AN), Verade Oak (VO), Slate (ST), Nebraska Oak (NO), Natural (NA), Nordic (RD), Rustic (R)






Codes for trim finishes:
White (W), Silver (S), Black (BL)

Screens supplied separately
Please order 1200mm return screens
and a 3 way link post for segment
workstations

Add
-OAK or -RAL
to product code to
specify leg finish

120° Segment Clusters



Description	Code	Oak Leg	Ral Leg	W x D x H	Accommodates	Price
 800mm & 600mm Deep 120° Segement Workstation Cluster	EBSC38	-OAK	-RAL	2878 x 2493 x 725mm	no screens	£2338
	EBSC38S	-OAK	-RAL	2893 x 2506 x 725mm	screens	£2338
	EBSC36	-OAK	-RAL	2678 x 2320 x 725mm	no screens	£2338
	EBSC36S	-OAK	-RAL	2693 x 2333 x 725mm	screens	£2338
 800mm & 600mm Deep 120° Segement Workstation OAK or RAL Leg Extension Cluster	EBSEC38	-OAK	-RAL	2878 x 2493 x 725mm	no screens	£1978
	EBSEC38S	-OAK	-RAL	2893 x 2506 x 725mm	screens	£1978
	EBSEC36	-OAK	-RAL	2678 x 2320 x 725mm	no screens	£1978
	EBSEC36S	-OAK	-RAL	2693 x 2333 x 725mm	screens	£1978
 800mm & 600mm Deep 120° Segement Workstation STEEL Leg Extension Cluster	EBSESC38	-OAK	-RAL	2878 x 2493 x 725mm	no screens	£1842
	EBSESC38S	-OAK	-RAL	2893 x 2506 x 725mm	screens	£1842
	EBSESC36	-OAK	-RAL	2678 x 2320 x 725mm	no screens	£1842
	EBSESC36S	-OAK	-RAL	2693 x 2333 x 725mm	screens	£1842
 800mm & 600mm Deep 120° Segement Workstation Extension Cluster	EBSECNE38	-OAK	-RAL	2878 x 2493 x 725mm	no screens	£1730
	EBSECNE38S	-OAK	-RAL	2893 x 2506 x 725mm	screens	£1730
	EBSECNE36	-OAK	-RAL	2678 x 2320 x 725mm	no screens	£1730
	EBSECNE36S	-OAK	-RAL	2693 x 2333 x 725mm	screens	£1730
Description	Code	To suit frame size				Price
 120° Segment Cluster Double Cable Tray	BDCMT120			for 120° Clusters only		£128

Codes for board finishes:
Walnut (N), Canadian Maple (CM), Japanese Ash (J), Beech (B), Light Oak (LO), Silver (S), Grey (G), White (W), Santiago Cherry (SC), Stone Oak (SO), Black (BL), Anthracite (AN), Verade Oak (VO), Slate (ST), Nebraska Oak (NO), Natural (NA), Nordic (RD), Rustic (R)

Codes for trim finishes:
White (W), Silver (S), Black (BL)

Codes for board finishes:
Walnut (N), Canadian Maple (CM), Japanese Ash (J), Beech (B), Light Oak (LO), Silver (S), Grey (G), White (W), Santiago Cherry (SC), Stone Oak (SO), Black (BL), Anthracite (AN), Verade Oak (VO), Slate (ST), Nebraska Oak (NO), Natural (NA), Nordic (RD), Rustic (R)

Codes for trim finishes:
White (W), Silver (S), Black (BL)



A-PM



A-PMP






Optional
Power Modules

Code	Description	Price
A-PM	choice of up to 6 sockets	See page 86
A-PMP	choice of up to 8 sockets	See page 86

Fabrics Available

Band - A	Band - B	Band - C
Rivet	Xtreme	Main Line Flax
Era	Chateau	Blazer
	Manhattan	Synergy
	Urban	Aquarius

Evolution Boardroom Tables





Please specify leg finish when ordering		Add -OAK or -RAL to product code to specify leg finish		Add -C to product code for power module cut out		
Description	Code	Oak Leg	Ral Leg	W x D x H	Price	Price (-C)
 800mm Deep Rectangular Boardroom Table	EBRBT168	-OAK	-RAL	1600 x 800 x 725mm	£774	£866
	EBRBT188	-OAK	-RAL	1800 x 800 x 725mm	£786	£875
	EBRBT208	-OAK	-RAL	2000 x 800 x 725mm	£794	£882
 1600mm Deep Rectangular Boardroom Table	EBRBT1216	-OAK	-RAL	1200 x 1600 x 725mm	£1068	£1157
	EBRBT1416	-OAK	-RAL	1400 x 1600 x 725mm	£1085	£1173
	EBRBT1616	-OAK	-RAL	1600 x 1600 x 725mm	£1105	£1194
	EBRBT1816	-OAK	-RAL	1800 x 1600 x 725mm	£1127	£1216
	EBRBT2016	-OAK	-RAL	2000 x 1600 x 725mm	£1140	£1229
 1600mm Deep Rectangular OAK or RAL Leg Boardroom Table Extension	EBRBTE1216	-OAK	-RAL	1200 x 1600 x 725mm	£809	£898
	EBRBTE1416	-OAK	-RAL	1400 x 1600 x 725mm	£828	£915
	EBRBTE1616	-OAK	-RAL	1600 x 1600 x 725mm	£846	£935
	EBRBTE1816	-OAK	-RAL	1800 x 1600 x 725mm	£869	£958
	EBRBTE2016	-OAK	-RAL	2000 x 1600 x 725mm	£882	£971
 1600mm Deep Rectangular STEEL Leg Boardroom Table Extension	BRBTE1216			1200 x 1600 x 725mm	£679	£819
	BRBTE1416			1400 x 1600 x 725mm	£689	£829
	BRBTE1616			1600 x 1600 x 725mm	£724	£864
	BRBTE1816			1800 x 1600 x 725mm	£758	£897
	BRBTE2016			2000 x 1600 x 725mm	£792	£936
 1200mm Deep Rectangular Boardroom Table	EBRBT1212	-OAK	-RAL	1200 x 1200 x 725mm	£1068	£1157
	EBRBT1412	-OAK	-RAL	1400 x 1200 x 725mm	£1085	£1173
	EBRBT1612	-OAK	-RAL	1600 x 1200 x 725mm	£1105	£1194
	EBRBT1812	-OAK	-RAL	1800 x 1200 x 725mm	£1127	£1216
	EBRBT2012	-OAK	-RAL	2000 x 1200 x 725mm	£1140	£1229

Cut out size - 272mm x 132mm

Codes for board finishes:
Walnut (N), Canadian Maple (CM), Japanese Ash (J), Beech (B), Light Oak (LO), Silver (S), Grey (G), White (W), Santiago Cherry (SC), Stone Oak (SO), Black (BL), Anthracite (AN), Verade Oak (VO), Slate (ST), Nebraska Oak (NO), Natural (NA), Nordic (RD), Rustic (R)

Codes for trim finishes:
White (W), Silver (S), Black (BL)

Evolution Boardroom Tables, Bench Seats & Stools

Please specify leg finish when ordering		Add -OAK or -RAL to product code to specify leg finish		Add -C to product code for power module cut out		
Description	Code	Oak Leg	Ral Leg	W x D x H	Price	Price (-C)
 1200mm Deep Rectangular OAK or RAL Leg Boardroom Table Extension	EBRBTE1212	-OAK	-RAL	1200 x 1200 x 725mm	£809	£898
	EBRBTE1412	-OAK	-RAL	1400 x 1200 x 725mm	£828	£915
	EBRBTE1612	-OAK	-RAL	1600 x 1200 x 725mm	£846	£935
	EBRBTE1812	-OAK	-RAL	1800 x 1200 x 725mm	£869	£958
	EBRBTE2012	-OAK	-RAL	2000 x 1200 x 725mm	£882	£971
 1200mm Deep Rectangular STEEL Leg Boardroom Table Extension	BRBTE1212			1200 x 1200 x 725mm	£679	£819
	BRBTE1412			1400 x 1200 x 725mm	£689	£829
	BRBTE1612			1600 x 1200 x 725mm	£724	£864
	BRBTE1812			1800 x 1200 x 725mm	£758	£897
	BRBTE2012			2000 x 1200 x 725mm	£792	£936
Description	Code	Buttons	W x D x H	Band - A	Band - B	Band - C
 Oak Leg Stools & Benches	LLSTL	No	375 x 375 x 500mm	£365	£377	£410
	LLSTL-B	Yes	375 x 375 x 500mm	£379	£396	£428
	LBEN	No	1180 x 375 x 500mm	£715	£745	£761
	LBEN-B	Yes	1180 x 375 x 500mm	£771	£800	£816
 RAL Leg Stools & Benches	CLLSTL	No	375 x 375 x 500mm	£365	£377	£410
	CLLSTL-B	Yes	375 x 375 x 500mm	£379	£396	£428
	CLBEN	No	1180 x 375 x 500mm	£715	£745	£761
	CLBEN-B	Yes	1180 x 375 x 500mm	£771	£800	£816

Benches & Stools are only available with a black metal trim finish

Codes for board finishes:
Walnut (N), Canadian Maple (CM), Japanese Ash (J), Beech (B), Light Oak (LO), Silver (S), Grey (G), White (W), Santiago Cherry (SC), Stone Oak (SO), Black (BL), Anthracite (AN), Verade Oak (VO), Slate (ST), Nebraska Oak (NO), Natural (NA), Nordic (RD), Rustic (R)

Codes for trim finishes:
White (W), Silver (S), Black (BL)

Cable Management

Fixed Cable Trays



Code	Description	Price
BSCMT10-F	1000 (single)	£101
BSCMTS-F	1200 & 1400 (single)	£101
BSCMTL-F	1600 & 1800 (single)	£101
BSCMT20-F	2000 (single)	£112
BDCMT10-F	1000 (back to back)	£128
BDCMTS-F	1200 & 1400 (back to back)	£128
BDCMTL-F	1600 & 1800 (back to back)	£128
BDCMT20-F	2000 (back to back)	£146

Sliding Cable Trays



Code	Description	Price
BSCMT10-S	1000 (single)	£73
BSCMTS-S	1200 & 1400 (single)	£73
BSCMTL-S	1600 & 1800 (single)	£73
BSCMT20-S	2000 (single)	£83
BDCMT10-S	1000 (back to back)	£95
BDCMTS-S	1200 & 1400 (back to back)	£95
BDCMTL-S	1600 & 1800 (back to back)	£95
BDCMT20-S	2000 (back to back)	£113

Steel Cable Risers



EBMCR




BMCR



BPT

Code	Description	Price
EBMCR	fixed to OAK or RAL intermediate leg	£147
BMCR	fixed to STEEL intermediate leg	£144
BPT	free standing	£144

Fabric Cable Riser



True - LTH61
light grey



Solace - LTH70
dark grey

Only Available in 2 Blazer Lite
Fabric Colours

Code	Description	Price
LDCR	fixed to the back face of the leg	£95

RAL Colour Options



Codes for board finishes:
Walnut (N), Canadian Maple (CM), Japanese Ash (J), Beech (B), Light Oak (LO), Silver (S), Grey (G), White (W), Santiago Cherry (SC), Stone Oak (SO), Black (BL), Anthracite (AN), Verade Oak (VO), Slate (ST), Nebraska Oak (NO), Natural (NA), Nordic (RD), Rustic (R)

Codes for trim finishes:
White (W), Silver (S), Black (BL)

Executive - Panel End Desking



Executive Radial Workstation



Code	Hand	W x D x H	Price £
MDSPW1416P	L or R	1400 x 1600 x 750	£966
MDSPW1616P	L or R	1600 x 1600 x 750	£973
MDSPW1816P	L or R	1800 x 1600 x 750	£979
MDSPW1818P	L or R	1800 x 1800 x 750	£989
MDSPW2018P	L or R	2000 x 1800 x 750	£995
MDSPW2020P	L or R	2000 x 2000 x 750	£1005

Desk Colour Options - A single colour or a combination of any two Imperial board finishes

Single tone - 1 finish



Two toned - 1 finish & black return



Two toned - 1 finish & white return



Two toned - 1 finish & silver return



Codes for board finishes:
Walnut (N), Canadian Maple (CM), Japanese Ash (J), Beech (B), Light Oak (LO), Silver (S), Grey (G), White (W), Santiago Cherry (SC), Stone Oak (SO), Black (BL), Anthracite (AN), Verade Oak (VO), Slate (ST), Nebraska Oak (NO), Natural (NA), Nordic (RD), Rustic (R)

Codes for trim finishes:
White (W), Silver (S), Black (BL)

Executive - Panel End Desking



Optional cable management flap. Please specify position when placing your order.

Rectangular Desk Cable Flap Position

For a CENTRAL cable flap add -CP to the product code

For a RIGHT hand cable flap add -RHP to the product code

For a LEFT hand cable flap add -LHP to the product code

For NO cable flap use standard product code

Executive Rectangular Workstation



Code	W x D x H	No Cable Flap	Inc Cable Flap
MDVDU129	1200 x 900 x 750	£422	£537
MDVDU149	1400 x 900 x 750	£427	£544
MDVDU169	1600 x 900 x 750	£434	£550
MDVDU189	1800 x 900 x 750	£446	£560

Desk Colour Options - A single colour or a combination of any two Imperial board finishes

Single tone - 1 finish



Two toned - 1 finish & black panel



Two toned - 1 finish & white panel



Two toned - 1 finish & silver panel



Codes for board finishes:
Walnut (N), Canadian Maple (CM), Japanese Ash (J), Beech (B), Light Oak (LO), Silver (S), Grey (G), White (W), Santiago Cherry (SC), Stone Oak (SO), Black (BL), Anthracite (AN), Verade Oak (VO), Slate (ST), Nebraska Oak (NO), Natural (NA), Nordic (RD), Rustic (R)

Codes for trim finishes:
White (W), Silver (S), Black (BL)

Useful information

Height adjustable underframes are designed and manufactured principally for use within office environments. Fabricated from 14 gauge laser cut mild steel sections.

Each leg frame incorporates a precision case hardened gearing mechanism, capable of exerting a lifting force of circa 800N (approx. 80kgs), and delivers 200mm of smooth stepless adjustment via a manual crank handle. As a rule of thumb this translates into a "safe working load" of 120kgs per desk, assuming the load is evenly distributed.

Height Adjustable & Freedom Desking



Contents

iBench - Add on kit, Goal Post & Hoop Leg	PAGE 71
Sirius - Cantilever Leg	PAGE 72
Pure - Goal Post Leg	PAGE 73
Freedom Lite - Electric Sit/ Stand Desking	PAGES 74-75
Freedom X	
Height Adjustable Bench Desking	PAGE 76
Height Adjustable Individual Desking	PAGE 77
Accessories & Components	PAGES 78-79
Kosi Lite Modesty screens	PAGES 80-81
Freedom X Bench Screens	PAGES 82-83



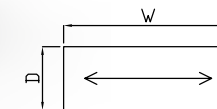
800mm Deep Rectangular iBench Add On Kit

Not recommended for adjoining desktops
Only available for 800mm deep desktops
Rectangular tops only supplied with a replacement desktop

Code	Description	For Desktop Sizes	Price
HBA-1200-800	height adjustable	1200 x 800	£1269
HBA-1400-800	height adjustable	1400 x 800	£1276
HBA-1600-800	height adjustable	1600 x 800	£1288
HBA-1800-800	height adjustable	1800 x 800	£1295
HBS-1200-800	height settable	1200 x 800	£743
HBS-1400-800	height settable	1400 x 800	£750
HBS-1600-800	height settable	1600 x 800	£759
HBS-1800-800	height settable	1800 x 800	£765



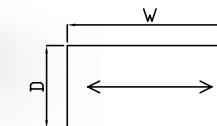
600mm Deep Goal Post VDU Workstation



Code	W x D x H	Price
HGP-BVDU8-6	800 x 600 x 665-865	£1245
HGP-BVDU10-6	1000 x 600 x 665-865	£1250
HGP-BVDU12-6	1200 x 600 x 665-865	£1253
HGP-BVDU14-6	1400 x 600 x 665-865	£1257
HGP-BVDU16-6	1600 x 600 x 665-865	£1262
HGP-BVDU18-6	1800 x 600 x 665-865	£1267



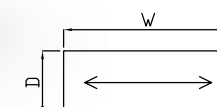
800mm Deep Goal Post VDU Workstation



Code	W x D x H	Price
HGP-BVDU8	800 x 800 x 665-865	£1245
HGP-BVDU10	1000 x 800 x 665-865	£1250
HGP-BVDU12	1200 x 800 x 665-865	£1253
HGP-BVDU14	1400 x 800 x 665-865	£1257
HGP-BVDU16	1600 x 800 x 665-865	£1262
HGP-BVDU18	1800 x 800 x 665-865	£1267



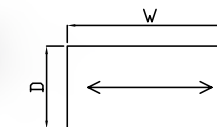
600mm Deep Hoop Leg VDU Workstation



Code	W x D x H	Price
HHL-BVDU8-6	800 x 600 x 665-865	£1481
HHL-BVDU10-6	1000 x 600 x 665-865	£1487
HHL-BVDU12-6	1200 x 600 x 665-865	£1491
HHL-BVDU14-6	1400 x 600 x 665-865	£1494
HHL-BVDU16-6	1600 x 600 x 665-865	£1500
HHL-BVDU18-6	1800 x 600 x 665-865	£1503



800mm Deep Hoop Leg VDU Workstation



Code	W x D x H	Price
HHL-BVDU8	800 x 800 x 665-865	£1481
HHL-BVDU10	1000 x 800 x 665-865	£1487
HHL-BVDU12	1200 x 800 x 665-865	£1491
HHL-BVDU14	1400 x 800 x 665-865	£1494
HHL-BVDU16	1600 x 800 x 665-865	£1500
HHL-BVDU18	1800 x 800 x 665-865	£1503

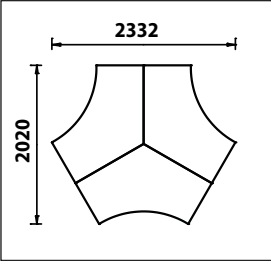
Codes for board finishes:

Walnut (N), Canadian Maple (CM), Japanese Ash (J), Beech (B), Light Oak (LO), Silver (S), Grey (G), White (W), Santiago Cherry (SC), Stone Oak (SO), Black (BL), Anthracite (AN), Verade Oak (VO), Slate (ST), Nebraska Oak (NO), Natural (NA), Nordic (RD), Rustic (R)

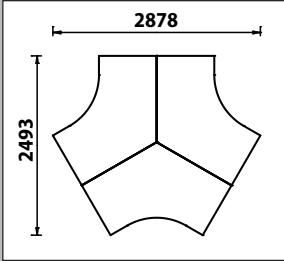
Codes for trim finishes:

White (W), Silver (S), Black (BL)

HCL-SEG36X
120° Segment Cluster



HCL-SEG38X
120° Segment Cluster



Useful information

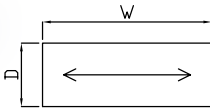
Height adjustable underframes are designed and manufactured principally for use within office environments. Fabricated from 14 gauge laser cut mild steel sections.

Each leg frame incorporates a precision case hardened gearing mechanism, capable of exerting a lifting force of circa 800N (approx. 80kgs), and delivers 200mm of smooth stepless adjustment via a manual crank handle. As a rule of thumb this translates into a “safe working load” of 120kgs per desk, assuming the load is evenly distributed.

Sirius Height Adjustable Cantilever Desking



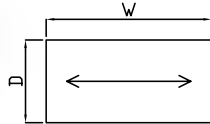
600mm Deep
Cantilever
VDU Workstation



Code	W x D x H	Price
HCL-VDU8-6X	800 x 600 x 665-965	£776
HCL-VDU10-6X	1000 x 600 x 665-965	£781
HCL-VDU12-6X	1200 x 600 x 665-965	£785
HCL-VDU14-6X	1400 x 600 x 665-965	£791
HCL-VDU16-6X	1600 x 600 x 665-965	£800
HCL-VDU18-6X	1800 x 600 x 665-965	£805



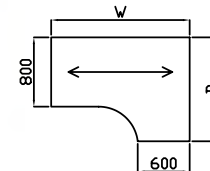
800mm Deep
Cantilever
VDU Workstation



Code	W x D x H	Price
HCL-VDU8X	800 x 800 x 665-965	£776
HCL-VDU10X	1000 x 800 x 665-965	£781
HCL-VDU12X	1200 x 800 x 665-965	£785
HCL-VDU14X	1400 x 800 x 665-965	£791
HCL-VDU16X	1600 x 800 x 665-965	£800
HCL-VDU18X	1800 x 800 x 665-965	£805



Cantilever
Radial Workstation

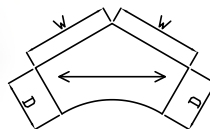


Right hand shown

Code	Hand	W x D x H	Price
HCL-SPW14X	L or R	1400 x 1200 x 665-965	£1110
HCL-SPW16X	L or R	1600 x 1200 x 665-965	£1113
HCL-SPW18X	L or R	1800 x 1200 x 665-965	£1124



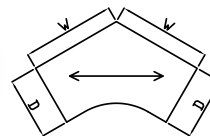
600mm Deep
Segment
Workstation



Code	W x D x H	Price
HCL-SEG36X	1000 x 600 x 665-965	£1125



800mm Deep
Segment
Workstation

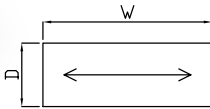


Code	W x D x H	Price
HCL-SEG38X	1200 x 800 x 665-965	£1150

Pure Height Adjustable Desking & Accessories



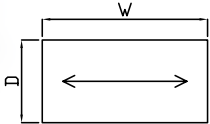
600mm Deep
Goal Post
VDU Workstation



Code	W x D x H	Price
HGP-PVDU8-6	800 x 600 x 650-850	£1245
HGP-PVDU10-6	1000 x 600 x 650-850	£1250
HGP-PVDU12-6	1200 x 600 x 650-850	£1253
HGP-PVDU14-6	1400 x 600 x 650-850	£1257
HGP-PVDU16-6	1600 x 600 x 650-850	£1262
HGP-PVDU18-6	1800 x 600 x 650-850	£1267




800mm Deep
Goal Post
VDU Workstation



Code	W x D x H	Price
HGP-PVDU8	800 x 800 x 650-850	£1245
HGP-PVDU10	1000 x 800 x 650-850	£1250
HGP-PVDU12	1200 x 800 x 650-850	£1253
HGP-PVDU14	1400 x 800 x 650-850	£1257
HGP-PVDU16	1600 x 800 x 650-850	£1262
HGP-PVDU18	1800 x 800 x 650-850	£1267

Cantilever
Desk Cable Tray



Cantilever Code	suitable for desk size	Price
HCL-CT-8	800mm	£60
HCL-CT-10	1000mm	£65
HCL-CT-12	1200mm	£75
HCL-CT-14	1400mm	£75
HCL-CT-16	1600mm	£76
HCL-CT-18	1800mm	£80

Hoop & Goal Post
Desk Cable Tray



Hoop Code	Goal Post Code	suitable for desk size	Price
HHL-CT-08	HGP-CT-08	800mm	£87
HHL-CT-10	HGP-CT-10	1000mm	£95
HHL-CT-12	HGP-CT-12	1200mm	£96
HHL-CT-14	HGP-CT-14	1400mm	£105
HHL-CT-16	HGP-CT-16	1600mm	£105
HHL-CT-18	HGP-CT-18	1800mm	£106

Hoop & Goal Post
Steel or MFC
Modesty Panel



Steel Code	MFC Code	suitable for desk size	Price
HA-SMP-08	HA-WMP-08	800mm	£175
HA-SMP-10	HA-WMP-10	1000mm	£177
HA-SMP-12	HA-WMP-12	1200mm	£181
HA-SMP-14	HA-WMP-14	1400mm	£195
HA-SMP-16	HA-WMP-16	1600mm	£197
HA-SMP-18	HA-WMP-18	1800mm	£198

Codes for board finishes:
Walnut (N), Canadian Maple (CM), Japanese Ash (J), Beech (B), Light Oak (LO), Silver (S), Grey (G), White (W), Santiago Cherry (SC), Stone Oak (SO), Black (BL), Anthracite (AN), Verade Oak (VO), Slate (ST), Nebraska Oak (NO), Natural (NA), Nordic (RD), Rustic (R)

Codes for trim finishes:
White (W), Silver (S), Black (BL), Grey (G)

Codes for board finishes:
Walnut (N), Canadian Maple (CM), Japanese Ash (J), Beech (B), Light Oak (LO), Silver (S), Grey (G), White (W), Santiago Cherry (SC), Stone Oak (SO), Black (BL), Anthracite (AN), Verade Oak (VO), Slate (ST), Nebraska Oak (NO), Natural (NA), Nordic (RD), Rustic (R)

Codes for trim finishes:
White (W), Silver (S), Black (BL), Grey (G)

Memory Switch

Freedom Lite desks are supplied with a basic switch as standard. A memory switch can be ordered separately.



Code	Price
FMS	£80

Cable Tray

Fixed to underside of the desktop



Code	Description	Price
FL-EDLT-CT-12-18	Compatible with all desks (1050mm long)	£57


Freedom Lite - Sit/Stand Electrical Height Adjustable Desks



Codes for board finishes:
Walnut (N), Canadian Maple (CM), Japanese Ash (J), Beech (B), Light Oak (LO), Silver (S), Grey (G), White (W), Santiago Cherry (SC), Stone Oak (SO), Black (BL), Anthracite (AN), Verade Oak (VO), Slate (ST), Nebraska Oak (NO), Natural (NA), Nordic (RD), Rustic (R)

Codes for trim finishes:
White (W), Silver (S), Black (BL)

Freedom Lite - Sit/Stand Electrical Height Adjustable Desks




600mm Deep Sit /Stand Rectangular Workstation

120kg evenly distributed maximum load capacity

710mm to 1210mm Height Adjustment

Code	Hand	W x D x H	Price £
FLVDU126	-	1200 x 600 x 710-1210	£1040
FLVDU146	-	1400 x 600 x 710-1210	£1059
FLVDU166	-	1600 x 600 x 710-1210	£1077
FLVDU186	-	1800 x 600 x 710-1210	£1100
All desks supplied with a desktop scoop			




800mm Deep Sit /Stand Rectangular Workstation

120kg evenly distributed maximum load capacity

710mm to 1210mm Height Adjustment

Code	Hand	W x D x H	Price £
FLVDU128	-	1200 x 800 x 710-1210	£1049
FLVDU148	-	1400 x 800 x 710-1210	£1070
FLVDU168	-	1600 x 800 x 710-1210	£1090
FLVDU188	-	1800 x 800 x 710-1210	£1111
All desks supplied with a desktop scoop			




800mm Deep Sit /Stand Radial Workstation

120kg evenly distributed maximum load capacity

710mm to 1210mm Height Adjustment

Code	Hand	W x D x H	Price £
FLSPW1412	L or R	1400 x 1200 x 710-1210	£1608
FLSPW1414	L or R	1400 x 1400 x 710-1210	£1620
FLSPW1612	L or R	1600 x 1200 x 710-1210	£1632
FLSPW1616	L or R	1600 x 1600 x 710-1210	£1719
FLSPW1812	L or R	1800 x 1200 x 710-1210	£1657
FLSPW1816	L or R	1800 x 1600 x 710-1210	£1741
All desks supplied with a desktop scoop			



800mm Deep Sit /Stand 2 Piece Radial Workstation

120kg evenly distributed maximum load capacity

710mm to 1210mm Height Adjustment

Code	Hand	W x D x H	Price £
FLSPWT1412	-	1400 x 1200 x 710-1210	£1598
FLSPWT1414	-	1400 x 1400 x 710-1210	£1618
FLSPWT1612	-	1600 x 1200 x 710-1210	£1620
FLSPWT1616	-	1600 x 1600 x 710-1210	£1642
FLSPWT1812	-	1800 x 1200 x 710-1210	£1658
FLSPWT1816	-	1800 x 1600 x 710-1210	£1680
All desks supplied with a desktop scoop			

Codes for board finishes:
Walnut (N), Canadian Maple (CM), Japanese Ash (J), Beech (B), Light Oak (LO), Silver (S), Grey (G), White (W), Santiago Cherry (SC), Stone Oak (SO), Black (BL), Anthracite (AN), Verade Oak (VO), Slate (ST), Nebraska Oak (NO), Natural (NA), Nordic (RD), Rustic (R)

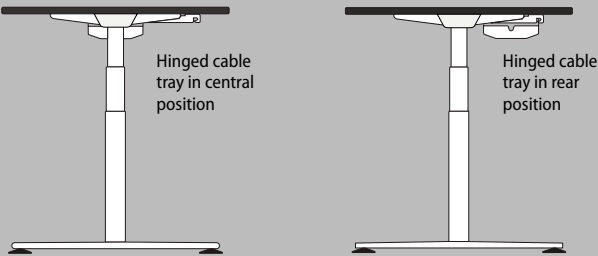
Codes for trim finishes:
White (W), Silver (S), Black (BL)

Anti-Collision Technology

Freedom X is fitted with collision detection technology as standard. The solution is based on a giro that has been integrated in to the control box – without visually altering the desk design. The built-in giro reacts to any obstruction when raising or lowering the desk, and halts and reverses at the point of collision. This safeguards your furniture as it prevents material damage to a desk if a collision with a solid object occurs.

Cable Tray Position

Freedom X cable trays can be mounted centrally or set back at the rear of the desk top for extended under desk space.



Freedom X - Electric Sit/Stand Back to Back Bench

Complete Back to Back Frames



- 650mm to 1300mm Height Adjustment
- Supplied with UP/Down control switch
- Cable trays supplied separately
- 120kg even distributed max load capacity
- 36mm/s adjustment speed
- 0.3w standby power
- Supplied with cut back rectangular desktops providing a 15mm gap for cables

Supplied with a rectangular desktop as standard with no cable ports or scoop. Please add a -S to the product code for a desktop scoop



Code	W x D x H	Price
FRX2-1016	1000 x 1600 x 650/1300	£2097
FRX2-1216	1200 x 1600 x 650/1300	£2113
FRX2-1416	1400 x 1600 x 650/1300	£2147
FRX2-1616	1600 x 1600 x 650/1300	£2162
FRX2-1816	1800 x 1600 x 650/1300	£2178

Freedom X - Electric Sit/Stand Individual Desks



Individual Desking

Cable tray supplied separately



- 650mm to 1300mm Height Adjustment
- Supplied with UP/Down control switch
- Cable trays supplied separately
- 120kg even distributed max load capacity
- 36mm/s adjustment speed
- 0.3w standby power
- Supplied with cut back rectangular desktops providing a 15mm gap for cables

Code	W x D x H	Price
FRXVDU108	1000 x 800 x 650/1300	£971
FRXVDU128	1200 x 800 x 650/1300	£979
FRXVDU148	1400 x 800 x 650/1300	£1011
FRXVDU168	1600 x 800 x 650/1300	£1016
FRXVDU188	1800 x 800 x 650/1300	£1038

Supplied with a rectangular desktop as standard with no cable ports or scoop. Please add a -S to the product code for a desktop scoop



FRXVDU106	1000 x 600 x 650/1300	£959
FRXVDU126	1200 x 600 x 650/1300	£967
FRXVDU146	1400 x 600 x 650/1300	£1000
FRXVDU166	1600 x 600 x 650/1300	£1006
FRXVDU186	1800 x 600 x 650/1300	£1026

Codes for board finishes:
Walnut (N), Canadian Maple (CM), Japanese Ash (J), Beech (B), Light Oak (LO), Silver (S), Grey (G), White (W), Santiago Cherry (SC), Stone Oak (SO), Black (BL), Anthracite (AN), Verade Oak (VO), Slate (ST), Nebraska Oak (NO), Natural (NA), Nordic (RD), Rustic (R)

Codes for trim finishes:
White (W), Silver (S), Black (BL)



Codes for board finishes:
Walnut (N), Canadian Maple (CM), Japanese Ash (J), Beech (B), Light Oak (LO), Silver (S), Grey (G), White (W), Santiago Cherry (SC), Stone Oak (SO), Black (BL), Anthracite (AN), Verade Oak (VO), Slate (ST), Nebraska Oak (NO), Natural (NA), Nordic (RD), Rustic (R)

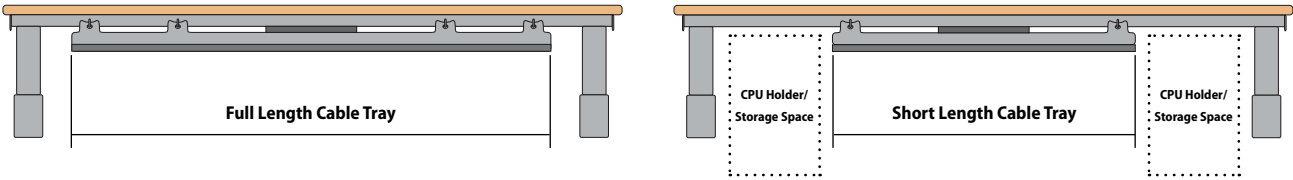
Codes for trim finishes:
White (W), Silver (S), Black (BL)

Freedom Cable Management & Components

Horizontal cable management on the Freedom individual desks are facilitated by the use of optional 'drop down' cable trays, which can be hinged down on both sides to facilitate access into the cable trays from the front or rear of the desk.

Cable trays can be specified 'full' length or 'short'. The intention behind the 'short' cable trays is to leave a space at either end of the desk top to accommodate CPU holders or Personal Storage solutions.

All cable trays can be mounted either centrally under the desk top or off-set towards the rear of the desk top if more knee space is required.



Upper Full Length Cable Tray	Code	To suit Frame Size	Price £
	FRXCT10	1000 - full length	£66
	FRXCT12	1200 - full length	£68
	FRXCT14	1400 - full length	£71
	FRXCT16	1600 - full length	£80
	FRXCT18	1800 - full length	£82

Upper Short Cable Tray	Code	To suit Frame Size	Price £
	FRXCT12CPU	1200 - short length	£63
	FRXCT14CPU	1400 - short length	£64
	FRXCT16CPU	1600 - short length	£68
	FRXCT18CPU	1800 - short length	£71

Lower Cable Tray	Code	Description	Price £
	FRXLCT10	1000 - underframe	£113
	FRXLCT12	1200 - underframe	£117
	FRXLCT14	1400 - underframe	£117
	FRXLCT16	1600 - underframe	£135
	FRXLCT18	1800 - underframe	£135
	FRXLCT-END	End Caps - supplied in pairs	£43

Codes for board finishes:
Walnut (N), Canadian Maple (CM), Japanese Ash (J), Beech (B), Light Oak (LO), Silver (S), Grey (G), White (W), Santiago Cherry (SC), Stone Oak (SO), Black (BL), Anthracite (AN), Verade Oak (VO), Slate (ST), Nebraska Oak (NO), Natural (NA), Nordic (RD), Rustic (R)

Codes for trim finishes:
White (W), Silver (S), Black (BL)

Freedom Cable Management & Components

Lower Cable Tray



Code	Description	Price £
FRXLFACT10	1000 - underframe	£113
FRXLFACT12	1200 - underframe	£117
FRXLFACT14	1400 - underframe	£122
FRXLFACT16	1600 - underframe	£148
FRXLFACT18	1800 - underframe	£177

Mass Cable Shroud



Code	Description	Price £
FRXMCS	Cable shroud for adjoining underframes	£224
FRXLP	Link Plates for leg spacing	£17

End Leg Infill Panel



Code	Description	Price £
FRXMFCIP	MFC infill panel supplied as singles	£116
FRXSIP	steel infill panel supplied as singles	£102

Cable Chain



Code	Description	Price £
FRXCC	lower to upper cable tray	£88

Memory Electric Control Switch



Code	Description	Price £
FRXMS	Memory electric control switch	£68

Codes for board finishes:
Walnut (N), Canadian Maple (CM), Japanese Ash (J), Beech (B), Light Oak (LO), Silver (S), Grey (G), White (W), Santiago Cherry (SC), Stone Oak (SO), Black (BL), Anthracite (AN), Verade Oak (VO), Slate (ST), Nebraska Oak (NO), Natural (NA), Nordic (RD), Rustic (R)

Codes for trim finishes:
White (W), Silver (S), Black (BL)

Single Desk 'KOSI Lite' Modesty Screens




All screens are supplied with the relevant screen brackets

Single Desk 'KOSI Lite' Modesty Screens

Straight 'KOSI Lite' Screen

Fully upholstered with exposed stitch detail and radiused corners.
Screen sits 400mm above and 325mm below the desk top offering an all in one screen and modesty panel.
Supplied with fixing brackets



For Height Adjustable desks with a desktop scoop, only specify modesty screens that are the same length as the desktop or 200mm less.

Spine Screen	L x H x Thk	Price
DKLS-PLN-1075	1000 x 750 x 15	£331
DKLS-PLN-1275	1200 x 750 x 15	£346
DKLS-PLN-1475	1400 x 750 x 15	£418
DKLS-PLN-1675	1600 x 750 x 15	£457
DKLS-PLN-1875	1800 x 750 x 15	£492

Kosi Blazer Lite 3mm Foam Backed Screen Fabrics - Blazer Lite fabrics not shown below are subject to minimum order quantities



All screens are supplied with the relevant screen brackets

Freedom Back to Back Bench Screens



Lunar & Kosi screens are supplied 200mm shorter than the desktop.

1000mm desk = 800mm screen
1200mm desk = 1000mm screen
1400mm desk = 1200mm screen
1600mm desk = 1400mm screen
1800mm desk = 1600mm screen

A 1200mm sized screen will not fit a 1200mm desk

Straight 'LUNAR' Screen

Fully upholstered with PVC trim and radiused corners.
Supplied with mounting brackets



Lunar screens are supplied 200mm shorter than the desktop.
i.e. A 1200mm sized screen will not fit a 1200mm desk

Screen Height - 1153mm from the floor to the top of the screen


Spine Screen	L x H x Thk	Band A	Band B	Band C	Band D
DLS1063	800 x 628 x 25	£266	£316	£426	£482
DLS1263	1000 x 628 x 25	£266	£316	£426	£482
DLS1463	1200 x 628 x 25	£266	£316	£426	£482
DLS1663	1400 x 628 x 25	£288	£338	£448	£504
DLS1863	1600 x 628 x 25	£422	£512	£711	£812

Screen Height - 1308mm from the floor to the top of the screen

Spine Screen	L x H x Thk	Band A	Band B	Band C	Band D
DLS1078	800 x 783 x 25	£266	£316	£426	£482
DLS1278	1000 x 783 x 25	£266	£316	£426	£482
DLS1478	1200 x 783 x 25	£266	£316	£426	£482
DLS1678	1400 x 783 x 25	£288	£338	£448	£504
DLS1878	1600 x 783 x 25	£422	£512	£711	£812

Straight 'KOSI' Screen

Fully upholstered with exposed stitch detail and radiused corners.
Supplied with mounting brackets
BLAZER LITE fabric only



Kosi screens are supplied 200mm shorter than the desktop.
i.e. A 1200mm sized screen will not fit a 1200mm desk

Screen Height - 1153mm from the floor to the top of the screen

Spine Screen	L x H x Thk	Blazer Lite
DKS1063	800 x 628 x 25	£465
DKS1263	1000 x 628 x 25	£499
DKS1463	1200 x 628 x 25	£541
DKS1663	1400 x 628 x 25	£596
DKS1863	1600 x 628 x 25	£701

Screen Height - 1308mm from the floor to the top of the screen

Spine Screen	L x H x Thk	Blazer Lite
DKS1078	800 x 783 x 25	£465
DKS1278	1000 x 783 x 25	£499
DKS1478	1200 x 783 x 25	£541
DKS1678	1400 x 783 x 25	£596
DKS1878	1600 x 783 x 25	£701

All screens are supplied with the relevant screen brackets
For individual desk screens please see the Divide Section

Freedom Back to Back Bench Screens



Trident & Halo screens are supplied full length.

1000mm desk = 1000mm screen
1200mm desk = 1200mm screen
1400mm desk = 1400mm screen
1600mm desk = 1600mm screen
1800mm desk = 1800mm screen

A 1200mm sized screen will be full length on a 1200mm desk

Straight 'TRIDENT Type 1' Screen

Fully upholstered with aluminium frame.
Supplied with mounting brackets



Screen Height - 1153mm from the floor to the top of the screen

Spine Screen	L x H x Thk	Band A	Band B	Band C	Band D
DT1S1057	1000 x 568 x 30	£280	£310	£375	£606
DT1S1257	1200 x 568 x 30	£292	£326	£404	£655
DT1S1457	1400 x 568 x 30	£338	£377	£465	£754
DT1S1657	1600 x 568 x 30	£410	£455	£556	£879
DT1S1857	1800 x 568 x 30	£430	£480	£589	£949

Screen Height - 1308mm from the floor to the top of the screen

Spine Screen	L x H x Thk	Band A	Band B	Band C	Band D
DT1S1072	1000 x 723 x 30	£280	£310	£375	£606
DT1S1272	1200 x 723 x 30	£292	£326	£404	£655
DT1S1472	1400 x 723 x 30	£338	£377	£465	£754
DT1S1672	1600 x 723 x 30	£410	£455	£556	£879
DT1S1872	1800 x 723 x 30	£430	£480	£589	£949

Straight 'HORIZON Type 3' Screen

Acrylic aluminium framed screen.
Supplied with mounting brackets



Screen Height - 1153mm from the floor to the top of the screen

Spine Screen	L x H x Thk	
DH3S1057	1000 x 568 x 30	£375
DH3S1257	1200 x 568 x 30	£411
DH3S1457	1400 x 568 x 30	£432
DH3S1657	1600 x 568 x 30	£514
DH3S1857	1800 x 568 x 30	£546


Screen Height - 1308mm from the floor to the top of the screen

Spine Screen	L x H x Thk	
DH3S1072	1000 x 723 x 30	£375
DH3S1272	1200 x 723 x 30	£411
DH3S1472	1400 x 723 x 30	£432
DH3S1672	1600 x 723 x 30	£514
DH3S1872	1800 x 723 x 30	£546

All screens are supplied with the relevant screen brackets
For individual desk screens please see the Divide Section


accessories

Accessories

	Cable Tray		Price £
	Compatible with: Sirius , Pure, Qudos Pure Bench (single runs only) For radial desks please select 1 size down	Code	Description
		A-CMT8	Actual size 415mm
		A-CMT10	Actual size 615mm
		A-CMT12	Actual size 815mm
	Available in: White (W), Silver (S) Black (BL), Grey (G)	A-CMT14	Actual size 1015mm


Price £

Code	Description	Price £
A-CMT8	Actual size 415mm	£43
A-CMT10	Actual size 615mm	£48
A-CMT12	Actual size 815mm	£55
A-CMT14	Actual size 1015mm	£60
A-CMT16	Actual size 1215mm	£73
A-CMT18	Actual size 1415mm	£77

	Cable Basket Wire (Silver Only)		Price £
	Top or side fixing brackets	Code	Description
		A-WCB8	Actual size 766mm
		A-WCB10	Actual size 994mm
		A-WCB12	Actual size 1146mm
	Compatible with: Sirius , Pure, Receptiv	A-WCB14	Actual size 1375mm


Price £

Code	Description	Price £
A-WCB8	Actual size 766mm	£100
A-WCB10	Actual size 994mm	£101
A-WCB12	Actual size 1146mm	£106
A-WCB14	Actual size 1375mm	£110
A-WCB16	Actual size 1527mm	£111

	Flexible Cable Management Spine		Price £
	A-CS Colours: Silver, Black, Opaque, White	Code	Description
		A-CS	cable spine

Price £


Code	Description	Price £
A-CS	cable spine	£66

	Coiled Cable Spine		Price £
	Under desk flexible cable riser	Code	Description
		A-CCS	telescopic flexible cable spine
			compatible with all height adjustable desking
	Available in: White (W), Silver (S) Black (BL)		

Price £


Code	Description	Price £
A-CCS	telescopic flexible cable spine	£102

Accessories

	Magnetic Cable Riser		Price £
	Compatible with: Sirius , Pure, iBench	Code	Description
		A-BCR	fixes to leg
	Available in: White (W) Silver (S) Black (BL)		


Price £

Code	Description	Price £
A-BCR	fixes to leg	£57

	Sirius Cable Management Riser		Price £
	Available in: White (W) Silver (S) Black (BL) Grey (G)	Code	Description
		A-CMR	only compatible with Sirius desking


Price £

Code	Description	Price £
A-CMR	only compatible with Sirius desking	£66

	Under - Desk Power Sockets		Price £
	Leads not included Available in Black only 3.15 Amp fuses	Code	Description
		A-PM2	2 power sockets
		A-PM3	3 power sockets
		A-PM4	4 power sockets
		A-PM6	6 power sockets


Price £

Code	Description	Price £
A-PM2	2 power sockets	£44
A-PM3	3 power sockets	£48
A-PM4	4 power sockets	£61
A-PM6	6 power sockets	£90

	Mains Leads		Price £
	Available in Black only	Code	Description
		A-ML1	1 metre cable
		A-ML2	2 metre cable
		A-ML3	3 metre cable
		A-ML5	5 metre cable

Price £

Code	Description	Price £
A-ML1	1 metre cable	£30
A-ML2	2 metre cable	£30
A-ML3	3 metre cable	£33
A-ML5	5 metre cable	£36
A-ML7	7 metre cable	£40

	Connector Leads		Price £
	Available in Black only	Code	Description
		A-CL1	1m connector lead
		A-CL2	2m connector lead

Price £

Code	Description	Price £
A-CL1	1m connector lead	£24
A-CL2	2m connector lead	£26

accessories

Accessories

Power Modules for Boardroom Tables or Desks



Available in:
Silver (S), Black (BL), White (W)

Peak Power Modules for Boardroom Tables or Desks



Available in:
White fascia (W) (grey sockets)
Black fascia (BL) (black sockets)
Stainless Steel fascia (S) (black sockets)

Code	Description	Cut Out Size	Price £
A-PM-2P-1TUF	2 UK power (3.15A),	272mm x 132mm	£658
	Twin USB - Type A & C (1 of each)		
	800mm to Male GST Connector		
	Mains lead supplied separately		
A-PM-2P-2DAT	2 UK power (3.15A),	272mm x 132mm	£541
	2no Cat5e (3m leads)		
	800mm to Male GST Connector		
	Mains lead supplied separately		
A-PM-2P-1TUF-1HDMI	2 UK power (3.15A),	272mm x 132mm	£874
	Twin USB - Type A & C (1 of each)		
	1no HDMI (3m lead)		
	800mm to Male GST Connector		
A-PM-2P-1TUF-2DAT	2 UK power (3.15A),	272mm x 132mm	£752
	Twin USB - Type A & C (1 of each)		
	2no Cat5e (3m leads)		
	800mm to Male GST Connector		

Code	Description	Cut Out Size	Price £
A-PMP-6P-2TUF	6 UK power (3.15A),	272mm x 132mm	£984
	2no Twin USB - Type A & C (1 of each)		
	800mm to Male GST Connector		
	Mains lead supplied separately		
A-PMP-4P-4TUF	4 UK power (3.15A),	272mm x 132mm	£1229
	4no Twin USB - Type A & C (1 of each)		
	800mm to Male GST Connector		
	Mains lead supplied separately		

Accessories

Cable Port Power Modules



DOME Cable Port Power Modules



Available in:
Polished White (W)

Through Surface Aircharge



No cut outs required
will charge through a surface of 20-50mm

Aircharge Power Modules



Code	Description	Cut Out Size	Price £
A-P-1P	1 UK power (3.15A),	80mm DIA	£160
	800mm to Male GST Connector		
	Mains lead supplied separately		
A-P-1P-1DAT-1HDMI	1 UK power (3.15A),	80mm DIA	£467
	1no Cat5e (3m lead)		
	1no HDMI (3m lead)		
	800mm to Male GST Connector		
A-P-1P-1TUF	1 UK power (3.15A),	80mm DIA	£361
	Twin USB - Type A & C (1 of each)		
	800mm to Male GST Connector		
	Mains lead supplied separately		

Code	Description	Cut Out Size	Price £
A-PMO-3P	3 UK power (3.15A),	80mm DIA	£328
	800mm to Male GST Connector		
	Mains lead supplied separately		
A-PMO-2P-1TUF	2 UK power (3.15A),	80mm DIA	£515
	Twin USB - Type A & C (1 of each)		
	800mm to Male GST Connector		
	Mains lead supplied separately		

Code	Description	Cut Out Size	Price £
A-ARC	Wireless aircharge	Not required	£153
	supplied with usb mains plug		

Power pack fixes to the underside of your work surface and resonator pad is position above

Available in:
White (W), Grey (G)

Code	Description	Cut Out Size	Price £
A-P-1P-1TUF-ARC	1 UK power (3.15A),	80mm DIA	£524
	1 Aircharge		
	Twin USB - Type A & C (1 of each)		
	800mm to Male GST Connector		

Available in:
White (W), Black (BL)

accessories

Accessories



On-Desktop Power

Available in:
White fascia (W) (White surround)
Black fascia (BL) (Black surround)

Code	Description	Price £
A-DTP2-TUF	2 UK switched power (3.15A), Resettable Circuit Breaker 3A USB - Type A & C (1 of each) 800mm to Male GST Connector Mains lead supplied separately INCLUDES CLAMP KIT	£192



On-Desktop Power Horizontal with Plywood Surround

Available in:
Grey fascia (Ply surround)

Code	Description	Price £
A-PLY-2P-1TUF-H	2 UK switched power (3.15A), Twin USB - Type A & C (1 of each) 800mm to Male GST Connector Mains lead supplied separately	£608



On-Desktop Power Vertical with Plywood Surround

Available in:
Grey fascia (Ply surround)

Code	Description	Price £
A-PLY-1P-1TUF-V	1 UK switched power (3.15A), Twin USB - Type A & C (1 of each) 800mm to Male GST Connector Mains lead supplied separately	£575



Porthole Air Charge

Only available in BLACK

Code	Description	Price £
A-PAC	through cable port air charge supplied with 2m lead & usb mains plug	£218

CPU Holder



Compatible with:
Sirius
Pure
Receptiv

Code	Description	Price £
A-CPU	fixed to underside of desktop (silver or white)	£140

Accessories



Monitor Arm

Manual operated
Suitable for 80mm cable port

Available in white or black

Code	Description	Price £
A-MA1	desk mounted and through desk	£175

Dual Monitor Arm



Suitable for 80mm cable port
Available in white or black

Code	Description	Price £
A-MA2	double arm desk mounted	£261



Monitor Arm

Manual operated
Suitable for 80mm cable port

Available in white, silver and
black

Code	Description	Price £
A-X2MA	desk mounted and through desk	£217



Screen Mounted Monitor Arm

Manual operated up, down
and tilt

Available in white, silver and
black

Code	Description	Price £
A-X5MA	tool rail mounted	£184

Dual Monitor Arm



Suitable for 80mm cable port
Available in white, silver and
black

Code	Description	Price £
A-X3DMA	double arm desk mounted	£337

W Handle (W-)	X Handle (X-)	S Handle (S-)	Q Handle (Q-)	M Handle (M-)	B Handle (B-)
Trim colours available: Oak	Trim colours available: Silver (S)	Trim colours available: White (W), Silver (S), Black (BL), Grey (G)	Trim colours available: White (W), Silver (S), Black (BL)	Trim colours available: White (W), Silver (S), Black (BL)	Trim colours available: White (W), Silver (S), Black (BL)

Universal Storage



Contents

Storage Units	PAGES 92-96	Desk High & Mobile Storage Units	PAGES 103-104
Lockers	PAGES 96-97	Pedestals	PAGES 105-108
Planter Boxes	PAGES 98-99	Storage Internals	PAGE 109
Credenza Units & Fridges	PAGES 100-101	Pure Pedestals	PAGES 110-111
iBench Credenzas & Corner Storage	PAGE 102	Boardroom Storage	PAGES 112-115

How to Order

Universal Storage

Universal Storage is available in a single board finish with a choice of handle design. Select your unit type and then select your handle type from the options above if required



Colours Storage

Colours Storage is available in two board finishes. Storage unit doors and drawer fronts can be specified in contrast colours with a choice of handle design. Add a number 2 to the start of your product code to designate 2 tone. Universal single colour product code **M-HD2010**. Colours two tone product code **M-2HD2010**



Contrasting Top Storage

Contrasting Top Storage is available with a contrasting top finish. The top finish is available in any of our board finishes with the rest of the unit in a White, Black or Silver finish. Add **T-** to the start of your product code to designate a contrasting top. Universal single colour product code **M-HD2010**. Contrasting Top product code **T-HD2010**



'T' storage (Top Two Toned)

Shown with Walnut finish and White trim

Carcass = White Trim

Top = Walnut Finish

Trim colours available:
White (W), Silver (S), Black (BL)

Example code: T-ST2012.W

A tall, narrow wooden cabinet with a dark grey door and a small handle. The cabinet is made of light-colored wood with a dark grey door and a small handle. It is a tall, narrow cabinet with a dark grey door and a small handle.

Accommodates all 1000mm
internals

Supplied without shelves

			Price £
Code	W x D x H	Grain	
ST2012	1200 x 525 x 2062	LR	£1021
ST1612	1200 x 525 x 1657	LR	£907
ST1212	1200 x 525 x 1252	LR	£725
ST812	1200 x 525 x 847	LR	£664
ST712	1200 x 525 x 725	LR	£603
ST712ET	1200 x 600 x 725	LR or FB	£639

ST712ET - supplied with an extended top. 75mm overhang at the back

ST712ET - supplied with an extended top. 75mm overhang at the back



Accommodates all 800mm
internals

Supplied without shelves

			Price £
Code	W x D x H	Grain	
ST2010	1000 x 525 x 2062	LR	£984
ST1610	1000 x 525 x 1657	LR	£883
ST1210	1000 x 525 x 1252	LR	£694
ST810	1000 x 525 x 847	LR	£640
ST710	1000 x 525 x 725	LR	£577
ST710ET	1000 x 600 x 725	LR or FB	£618

ST710ET - supplied with an extended top. 75mm overhang at the back

ST710ET - supplied with an extended top. 75mm overhang at the back



380mm high open section to
fit foolscap filing

			Price £
Code	W x D x H	Grain	
STO2012	1200 x 525 x 2062	LR	£1021
STO1612	1200 x 525 x 1657	LR	£907
STO1212	1200 x 525 x 1252	LR	£725

Accommodates all 1000mm
internals

Supplied without shelves



380mm high open section to fit foolscap filing

			Price £
Code	W x D x H	Grain	
STO2010	1000 x 525 x 2062	LR	£984
STO1610	1000 x 525 x 1657	LR	£883
STO1210	1000 x 525 x 1252	LR	£694

Accommodates all 800mm
internals

Supplied without shelves



Accommodates all 1000mm
internals

Supplied without shelves

			Price £
Code	W x D x H	Grain	
OU2010	1000 x 525 x 2062	LR	£507
OU1610	1000 x 525 x 1657	LR	£441
OU1210	1000 x 525 x 1252	LR	£332
OU810	1000 x 525 x 847	LR	£310
OU710	1000 x 525 x 725	LR	£273

Codes for trim finishes:
Tambours available in Black (BL), White (W), Silver (S), Grey (G)

Accommodates all 800mm
internals

Supplied without shelves

			Price £
Code	W x D x H	Grain	
OU208	800 x 525 x 2062	LR	£493
OU168	800 x 525 x 1657	LR	£434
OU128	800 x 525 x 1252	LR	£324
OU88	800 x 525 x 847	LR	£295
OU78	800 x 525 x 725	LR	£266



Fixed shelves with 380mm high open section to fit foolscap filing

				Price £
Code	W x D x H	Grain	Shelves inc	
BC2010	1000 x 350 x 2062	LR	4	£353
BC1610	1000 x 350 x 1657	LR	3	£302
BC1210	1000 x 350 x 1252	LR	2	£244
BC810	1000 x 350 x 847	LR	1	£228
BC710	1000 x 350 x 725	LR or FB	1	£216

725mm high bookcase
supplied with 1 adjustable
shelf



Fixed shelves with 380mm high open section to fit foolscap filing

				Price £
Code	W x D x H	Grain	Shelves inc	
BC208	800 x 350 x 2062	LR	4	£341
BC168	800 x 350 x 1657	LR	3	£289
BC128	800 x 350 x 1252	LR	2	£228
BC88	800 x 350 x 847	LR	1	£216
BC78	800 x 350 x 725	LR or FB	1	£200

725mm high bookcase
supplied with 1 adjustable
shelf



Fixed shelves with 380mm high open section to fit foolscap filing

				Price £
Code	W x D x H	Grain	Shelves inc	
BC206	600 x 350 x 2062	LR	4	£324
BC166	600 x 350 x 1657	LR	3	£273
BC126	600 x 350 x 1252	LR	2	£216
BC86	600 x 350 x 847	LR	1	£200
BC76	600 x 350 x 725	LR or FB	1	£187

725mm high bookcase
supplied with 1 adjustable
shelf



Central fixed divider and
2 adjustable shelves

				Price £
Code	W x D x H	Grain	Shelves inc	
BC716	1600 x 350 x 725	FB	2	£391
BC712	1200 x 350 x 725	FB	2	£360

Codes for trim finishes:
Tambours available in Black (BL), White (W), Silver (S), Grey (G)

Colours storage offers contrasting doors or drawer front .
Add a 2 to your product code and specify finishes when ordering

Carass = White

Doors = Santiago Cherry

WHEN ORDERING ADD A NUMBER '2' TO THE START OF THE PRODUCT CODE AS SHOWN BELOW

Example code: M-2HD2010.W

Shown with Santiago Cherry Doors and White Carass

The 'T' storage option is supplied two toned. The top is the board finish and the trim is the carcass colour with matching M handle.

Carass = White Trim

Top = Walnut Finish

Trim colours available:
White (W), Silver (S), Black (BL)

Example code: T-HD2010.W

Shown with Walnut finish and White trim

Please Specify Handle Design

Trim colours available:
Oak

Trim colours available:
Silver (S)


Trim colours available:
White (W), Silver (S), Black (BL), Grey (G)


Trim colours available:
White (W), Silver (S), Black (BL)




Trim colours available:
White (W), Silver (S), Black (BL)

Trim colours available:
White (W), Silver (S), Black (BL)

Storage Units

	1000mm Wide Hinged Door Cupboard Accommodates all 1000mm internals Supplied without shelves				Price £
		Code	W x D x H	Grain	
		HD2010	1000 x 525 x 2062	LR	£694
		HD1610	1000 x 525 x 1657	LR	£603
		HD1210	1000 x 525 x 1252	LR	£457
		HD810	1000 x 525 x 847	LR	£445
		HD710	1000 x 525 x 725	LR	£397
HD710ET 1000 X 600 X 725 LR or FB £433					
HD710ET - supplied with an extended top. 75mm overhang at the back					


	800mm Wide Hinged Door Cupboard Accommodates all 800mm internals Supplied without shelves				Price £
		Code	W x D x H	Grain	
		HD208	800 x 525 x 2062	LR	£669
		HD168	800 x 525 x 1657	LR	£577
		HD128	800 x 525 x 1252	LR	£435
		HD88	800 x 525 x 847	LR	£421
		HD78	800 x 525 x 725	LR	£376
HD78ET 800 x 600 725 LR or FB £411					
HD78ET - supplied with an extended top. 75mm overhang at the back					

	1000mm Wide Open Top Hinged Door Cupboard 380mm high open section to fit foolscap filing Accommodates all 1000mm internals Supplied without shelves				Price £
		Code	W x D x H	Grain	
		HDO2010	1000 x 525 x 2062	LR	£694
		HDO1610	1000 x 525 x 1657	LR	£603
		HDO1210	1000 x 525 x 1252	LR	£457
		HDO810	1000 x 525 x 847	LR	£445
	800mm Wide Open Top Hinged Door Cupboard 380mm high open section to fit foolscap filing Accommodates all 800mm internals Supplied without shelves				Price £
		Code	W x D x H	Grain	
		HDO208	800 x 525 x 2062	LR	£669
		HDO168	800 x 525 x 1657	LR	£577
		HDO128	800 x 525 x 1252	LR	£435
		HDO88	800 x 525 x 847	LR	£421
	800mm Wide Shallow Hinged Door Cupboard Supplied with adjustable shelves Not compatible with storage internals				Price £
		Code	W x D x H	Grain	Shelves
		HD1184	800 x 420 x 1080	FB	2 £434
		HD118154	815 x 420 x 1080	FB	2 £434
		HD784	800 x 420 x 725	FB	1 £375
		HD78154	815 x 420 x 725	FB	1 £375

Codes for board finishes:
Walnut (N), Canadian Maple (CM), Japanese Ash (J), Beech (B), Light Oak (LO), Silver (S), Grey (G), White (W), Santiago Cherry (SC), Stone Oak (SO), Black (BL), Anthracite (AN), Verade Oak (VO), Slate (ST), Nebraska Oak (NO), Natural (NA), Nordic (RD), Rustic (R)

Codes for trim finishes:
For handle finishes see handle options above.


Storage Units



1000mm Wide
420mm Deep
Hinged Door Cupboard

Not compatible with storage internals
Supplied with shelves
Compatible with Matrix storage frames
HD816104 is the same height as a Matrix MXC cupboard

Code	W x D x H	Grain	Shelves	Price £
HD20104	1000 x 420 x 2036	LR	5	£523
HD16104	1000 x 420 x 1636	LR	4	£457
HD12104	1000 x 420 x 1236	LR	3	£384
HD8104	1000 x 420 x 836	LR	2	£379
HD816104	1000 x 420 x 816	LR	2	£379
HD7104	1000 x 420 x 725	LR	1	£375



Sliding Door
Cupboards

SD710ET & SD712ET - supplied with an extended top. 75mm overhang at the back

Code	W x D x H	Grain	Shelves	Price £
SD710	1000 x 525 x 725	LR	n/a	£397
SD710ET	1000 x 600 x 725	LR or FB	n/a	£433
SD712	1200 x 525 x 725	LR or FB	1	£457
SD712ET	1200 x 600 x 725	LR or FB	1	£495

Executive Sliding Door
Cupboards



Supplied with aluminium easy glide system doors & adjustable shelves

Code	W x D x H	Grain	Shelves	Price £
ESD710	1000 x 525 x 725	LR or FB	2	£683
ESD710E	1000 x 600 x 725	LR or FB	2	£683
ESD810	1000 x 525 x 847	LR	2	£702
ESD1210	1000 x 525 x 1252	LR	4	£799
ESD716	1600 x 525 x 725	LR or FB	2	£1036
ESD7163	1630 x 525 x 725	FB	2	£1044
ESD714	1400 x 525 x 725	LR or FB	2	£845
ESD7143	1430 x 525 x 725	FB	2	£818
ESD712	1200 x 525 x 725	LR or FB	2	£747
ESD7123	1230 x 525 x 725	FB	2	£781
ESD1116	1600 x 525 x 1100	LR or FB	4	£1166
ESD11163	1630 x 525 x 1100	FB	4	£1172
ESD1114	1400 x 525 x 1100	LR or FB	4	£895
ESD11143	1430 x 525 x 1100	FB	4	£935
ESD1112	1200 x 525 x 1100	LR or FB	4	£856
ESD11123	1230 x 525 x 1100	FB	4	£889



525mm & 600mm Deep
Side Filer

Left to right foolscap filing

Anti tilt mechanism

Code	W x D x H	Grain	Drawers	Price £
SF25	800 x 525 x 725	LR	2	£529
SF25ET	800 x 600 x 725	LR or FB	2	£563
SF26	800 x 600 x 725	FB	2	£529
SF25ET - supplied with an extended top. 75mm overhang at the back				

Codes for board finishes:
Walnut (N), Canadian Maple (CM), Japanese Ash (J), Beech (B), Light Oak (LO), Silver (S), Grey (G), White (W), Santiago Cherry (SC), Stone Oak (SO), Black (BL), Anthracite (AN), Verade Oak (VO), Slate (ST), Nebraska Oak (NO), Natural (NA), Nordic (RD), Rustic (R)

Codes for trim finishes:
For handle finishes see handle options above.

Colours storage offers contrasting doors or drawer front .
Add a 2 to your product code and specify finishes when ordering

Shown with
Santiago Cherry Doors
and White Carcass

Carcass = White

Doors = Santiago Cherry

WHEN ORDERING ADD A NUMBER '2' TO THE START
OF THE PRODUCT CODE AS SHOWN BELOW

Example code: 2PPL4

The 'T' storage option is supplied two toned. The top is the board finish and the trim is the carcass colour with matching M handle.

Shown with
Walnut finish and White trim

Carcass = White Trim

Top = Walnut Finish

Trim colours available:
White (W), Silver (S), Black (BL)

Example code: T-CU76.W

Please Specify Handle Design

Trim colours
available:
Oak

Trim colours
available:
Silver (S)

Trim colours
available:
White (W), Silver (S),
Black (BL), Grey (G)

Trim colours
available:
White (W), Silver (S),
Black (BL)

Trim colours
available:
White (W), Silver (S),
Black (BL)

Trim colours
available:
White (W), Silver (S),
Black (BL)

Storage Units

525mm & 600mm Deep
Filing Cabinet

Front to back foolscap filing

Anti tilt mechanism

Code	W x D x H	Grain	Drawers	Price £
FC45	485 x 525 x 1385	LR	4	£470
FC35	485 x 525 x 1055	LR	3	£391
FC25	485 x 525 x 725	LR	2	£324
FC46	485 x 600 x 1385	FB	4	£470
FC36	485 x 600 x 1055	FB	3	£391
FC26	485 x 600 x 725	FB	2	£324

1000mm Wide
Pigeon Hole Unit

Supplied with adjustable
shelves on fixed shelf pins

Code	W x D x H	Grain	Compartments	Price £
PH2010	1000 x 350 x 2062	LR	32 @ 226 wide	£969
PH1610	1000 x 350 x 1657	LR	28 @ 226 wide	£794
PH1210	1000 x 350 x 1252	LR	24 @ 226 wide	£641
PH810	1000 x 350 x 847	LR	16 @ 226 wide	£477
PH710	1000 x 350 x 725	FB	12 @ 226 wide	£411
PHWS10	225 x 320 x 18	LR	additional shelf	£29

800mm Wide
Pigeon Hole Unit

Supplied with adjustable
shelves on fixed shelf pins

Code	W x D x H	Grain	Compartments	Price £
PH208	800 x 350 x 2062	LR	24 @ 241 wide	£821
PH168	800 x 350 x 1657	LR	21 @ 241 wide	£669
PH128	800 x 350 x 1252	LR	18 @ 241 wide	£565
PH88	800 x 350 x 847	LR	12 @ 241 wide	£434
PH78	800 x 350 x 725	FB	9 @ 241 wide	£372
PHWS8	240 x 320 x 18	LR	additional shelf	£29

Personal Lockers

Each locker compartment is
supplied with 1 adjustable
shelf

Code	W x D x H	Grain	Doors	Shelves	Price £
PL1	400 x 525 x 1657	LR	1	1	£385
PL2	400 x 525 x 1657	LR	2	2	£419
PL3	400 x 525 x 1657	LR	3	3	£454
PL4	400 x 525 x 1657	LR	4	4	£488

Personal Post &
Various Door
Lockers

Each locker compartment is
supplied with 1 adjustable
shelf

PPL4	400 x 525 x 1657	LR	4	4	£525
PLS2	400 x 525 x 1657	LR	2	2	£419
PLS3	400 x 525 x 1657	LR	3	3	£454

Codes for board finishes:
Walnut (N), Canadian Maple (CM), Japanese Ash (J), Beech (B), Light Oak (LO), Silver (S), Grey (G), White (W), Santiago Cherry (SC), Stone Oak (SO),
Black (BL), Anthracite (AN), Verade Oak (VO), Slate (ST), Nebraska Oak (NO), Natural (NA), Nordic (RD), Rustic (R)

Codes for trim finishes:
For handle finishes see handle options above.
Tambours available in Black (BL), White (W), Silver (S), Grey (G)

Storage Units

725mm High
Key Lock
End of Run
Personal Lockers

Add **K** to the end of the
product code when ordering

Supplied with adjustable
shelves on fixed shelf pins

ERL16304	1630 x 420 x 725	FB	8	£950	£1702
ERL164	1600 x 420 x 725	FB	8	£950	£1702
ERL14304	1430 x 420 x 725	FB	8	£860	£1612
ERL144	1400 x 420 x 725	FB	8	£860	£1612
ERL12304	1230 x 420 x 725	FB	6	£670	£1234
ERL124	1200 x 420 x 725	FB	6	£670	£1234
ERL8154	815 x 420 x 725	FB	4	£480	£856
ERL84	800 x 420 x 725	FB	4	£480	£856
ERL7154	715 x 420 x 725	FB	4	£470	£846
ERL74	700 x 420 x 725	FB	4	£470	£846

2PGLPLT

Number Plates - Please specify range

Please Note: Specify number plate range when placing your order (1 to 50 etc)
Contact our Specials Department for lockers with more than 2 colour finishes

900mm High
Key Lock
End of Run
Personal Lockers

Add **K** to the end of the
product code when ordering

Supplied with adjustable
shelves on fixed shelf pins

ERL163049	1630 x 420 x 900	FB	8	£1000	£1752
ERL1649	1600 x 420 x 900	FB	8	£1000	£1752
ERL143049	1430 x 420 x 900	FB	8	£910	£1662
ERL1449	1400 x 420 x 900	FB	8	£910	£1662
ERL123049	1230 x 420 x 900	FB	6	£720	£1284
ERL1249	1200 x 420 x 900	FB	6	£720	£1284
ERL81549	815 x 420 x 900	FB	4	£530	£906
ERL849	800 x 420 x 900	FB	4	£530	£906
ERL71549	715 x 420 x 900	FB	4	£520	£896
ERL749	700 x 420 x 900	FB	4	£520	£896

2PGLPLT

Number Plates - Please specify range

Please Note: Specify number plate range when placing your order (1 to 50 etc)
Contact our Specials Department for lockers with more than 2 colour finishes

Personal Group
Lockers

Shelves supplied separately

PGL4M	968 x 500 x 900	LR	4	£483
PGL6M	1452 x 500 x 900	LR	6	£678
PGL9M	1452 x 500 x 1300	LR	9	£922
PGL12M	1452 x 500 x 1700	LR	12	£1352

PGLDM

479 x 396 x 18mm

LR

door only

£51

PGLS

LR

shelf only

£19

2PGLPLT

Number Plates - Please specify range

Please Note:
Number Plates are supplied
separately. Please specify
number range when placing
your order (1 to 50 etc)

Codes for board finishes:
Walnut (N), Canadian Maple (CM), Japanese Ash (J), Beech (B), Light Oak (LO), Silver (S), Grey (G), White (W), Santiago Cherry (SC), Stone Oak (SO),
Black (BL), Anthracite (AN), Verade Oak (VO), Slate (ST), Nebraska Oak (NO), Natural (NA), Nordic (RD), Rustic (R)

Codes for trim finishes:
For handle finishes see handle options above.
Tambours available in Black (BL), White (W), Silver (S), Grey (G)

96

97

150mm High Planter Boxes

150mm High Planter Boxes



Supplied with fixing tape
Not suitable for organic plants unless a waterproof membrane is fitted
Plants not included

Code	W x D x H	Price £
PB1630515	1630 x 525 x 150	£323
PB16515	1600 x 525 x 150	£320
PB1630415	1630 x 420 x 150	£305
PB16415	1600 x 420 x 150	£297
PB15515	1500 x 525 x 150	£305
PB1452515	1452 x 500 x 150	£297
PB1430515	1430 x 525 x 150	£297
PB14515	1400 x 525 x 150	£294
PB1430415	1430 x 420 x 150	£281
PB14415	1400 x 420 x 150	£281
PB1230515	1230 x 525 x 150	£291
PB12615	1200 x 600 x 150	£299
PB12515	1200 x 525 x 150	£291
PB1230415	1230 x 420 x 150	£285
PB12415	1200 x 420 x 150	£272
PB10615	1000 x 600 x 150	£289
PB10515	1000 x 525 x 150	£276
PB10415	1000 x 420 x 150	£263
PB9515	968 x 500 x 150	£284
PB8615	800 x 600 x 150	£270
PB8515	800 x 525 x 150	£252
PB815415	815 x 420 x 150	£244
PB8415	800 x 420 x 150	£244
PB715415	715 x 420 x 150	£239
PB7415	700 x 420 x 150	£239
PB103515	1000 x 350 x 150	£252
PB83515	800 x 350 x 150	£242

200mm High Planter Boxes

200mm High Planter Boxes



Supplied with fixing tape
Not suitable for organic plants unless a waterproof membrane is fitted
Plants not included

Code	W x D x H	Price £
PB1630520	1630 x 525 x 200	£328
PB16520	1600 x 525 x 200	£326
PB1630420	1630 x 420 x 200	£310
PB16420	1600 x 420 x 200	£302
PB15520	1500 x 525 x 200	£310
PB1452520	1452 x 500 x 200	£302
PB1430520	1430 x 525 x 200	£302
PB14520	1400 x 525 x 200	£299
PB1430420	1430 x 420 x 200	£286
PB14420	1400 x 420 x 200	£286
PB1230520	1230 x 525 x 200	£294
PB12620	1200 x 600 x 200	£305
PB12520	1200 x 525 x 200	£294
PB1230420	1230 x 420 x 200	£290
PB12420	1200 x 420 x 200	£277
PB10620	1000 x 600 x 200	£294
PB10520	1000 x 525 x 200	£281
PB10420	1000 x 420 x 200	£268
PB9520	968 x 500 x 200	£289
PB8620	800 x 600 x 200	£273
PB8520	800 x 525 x 200	£255
PB815420	815 x 420 x 200	£247
PB8420	800 x 420 x 200	£247
PB715420	715 x 420 x 200	£242
PB7420	700 x 420 x 200	£242
PB103520	1000 x 350 x 200	£255
PB83520	800 x 350 x 200	£244



Codes for board finishes:
Walnut (N), Canadian Maple (CM), Japanese Ash (J), Beech (B), Light Oak (LO), Silver (S), Grey (G), White (W), Santiago Cherry (SC), Stone Oak (SO), Black (BL), Anthracite (AN), Verade Oak (VO), Slate (ST), Nebraska Oak (NO), Natural (NA), Nordic (RD), Rustic (R)

Codes for trim finishes:
For handle finishes see handle options above.

Codes for board finishes:
Walnut (N), Canadian Maple (CM), Japanese Ash (J), Beech (B), Light Oak (LO), Silver (S), Grey (G), White (W), Santiago Cherry (SC), Stone Oak (SO), Black (BL), Anthracite (AN), Verade Oak (VO), Slate (ST), Nebraska Oak (NO), Natural (NA), Nordic (RD), Rustic (R)

Codes for trim finishes:
For handle finishes see handle options above.

Colours storage offers contrasting doors or drawer front .
Add a 2 to your product code and specify finishes when ordering

Carcass = Santiago Cherry

Doors = White

WHEN ORDERING ADD A NUMBER '2' TO THE START OF THE PRODUCT CODE AS SHOWN BELOW

Example code: **M-2CRED123.W**

Shown with White Doors and Santiago Cherry Carcass

The 'T' storage option is supplied two toned. The top is the board finish and the trim is the carcass colour with matching **M handle**.

Carcass = White Trim

Top = Walnut Finish

Trim colours available:
White (W), Silver (S), Black (BL)

Example code: **T-CRED123.W**

Shown with Walnut finish and White trim

Please Specify Handle Design

W Handle (W-)

Trim colours available:
Oak

X Handle (X-)

Trim colours available:
Silver (S)

S Handle (S-)

Trim colours available:
White (W), Silver (S), Black (BL), Grey (G)

Q Handle (Q-)

Trim colours available:
White (W), Silver (S), Black (BL)

M Handle (M-)

Trim colours available:
White (W), Silver (S), Black (BL)

B Handle (B-)

Trim colours available:
White (W), Silver (S), Black (BL)

Credenza Units

1600mm Wide Credenza Unit

CRED163 - Supplied with 2 adjustable shelves

CRED162 - Supplied with 3 adjustable shelves

CRED163 shown

1200mm Wide Credenza Unit

CRED123 - Supplied with 2 adjustable shelves

CRED122 - Supplied with 3 adjustable shelves

CRED122 shown

1000mm Wide Fridge Credenza Unit

CRED1DF105 - Supplied with 1 adjustable shelf

CRED2DF105 - Supplied with 1 adjustable shelf

CRED1DF105 shown

1500mm Wide Fridge Credenza Unit

CRED2DF155 - Supplied with 2 adjustable shelves

CREDCF155 - Supplied with 2 adjustable shelves

CRED3DF155 - Supplied with 2 adjustable shelves

CRED2DF155 shown

2000mm Wide Fridge Credenza Unit

CRED4DF205 - Supplied with 4 adjustable shelves

CRED4DF205 shown

Code	W x D x H	Grain	Doors	Price £	
CRED163	1600 x 525 x 725	LR	3	£1126	
CRED162	1600 x 525 x 725	LR	2	£969	
CRED163BF	1600 x 600 x 725	LR	3	£1181	
CRED162BF	1600 x 600 x 725	LR	2	£1021	
CRED163BF - supplied with a bow front top. 75mm radiused overhang at the front					
Code	W x D x H	Grain	Doors	Price £	
CRED123	1200 x 525 x 725	LR	3	£997	
CRED122	1200 x 525 x 725	LR	2	£839	
CRED123BF	1200 x 600 x 725	LR	3	£1052	
CRED122BF	1200 x 600 x 725	LR	2	£892	
CRED123BF - supplied with a bow front top. 75mm radiused overhang at the front					
Code	Hand	W x D x H	Grain	Doors	Price £
CRED1DF105	L or R	1000 x 525 x 725	LR	1	£550
1 section with a door for the fridge and 1 open section with an adjustable shelf					
CRED2DF105	L or R	1000 x 525 x 725	LR	2	£598
1 section with a door for the fridge and 1 section with a door with an adjustable shelf					
All fridge credenza units are handed by the fridge location. Please specify when ordering. Fridge supplied seperately					
Code	Hand	W x D x H	Grain	Doors	Price £
CRED2DF155	L or R	1500 x 525 x 725	LR	2	£1019
1 section with a door for the fridge and 1 section with a door with an adjustable shelf. Open centre section					
CREDCF155	-	1500 x 525 x 725	LR	2	£1019
2 sections with doors and an adjustable shelf. Open centre section to display fridge					
CRED3DF155	L or R	1500 x 525 x 725	LR	3	£1070
3 door unit. Will accommodate a fridge in either end section. Not the central section					
All fridge credenza units are handed by the fridge location. Please specify when ordering. Fridge supplied seperately					
Code	Hand	W x D x H	Grain	Doors	Price £
CRED4DF205	-	2000 x 525 x 725	LR	4	£1350
4 door unit. Will accommodate a fridge in either end section. Not the central section					
Supplied as 2no 1000mm units with a 2000mm top					
All fridge credenza units are handed by the fridge location. Please specify when ordering. Fridge supplied seperately					

Credenza Fridges

Credenza Fridge

Available with a solid or glass door

Black finish Only

Code

W x D x H

Door Type

Price £

SDCF

400 x 470 x 570

solid

£925

GDCF

400 x 470 x 570

glass

£1000

Codes for board finishes:
Walnut (N), Canadian Maple (CM), Japanese Ash (J), Beech (B), Light Oak (LO), Silver (S), Grey (G), White (W), Santiago Cherry (SC), Stone Oak (SO), Black (BL), Anthracite (AN), Verade Oak (VO), Slate (ST), Nebraska Oak (NO), Natural (NA), Nordic (RD), Rustic (R)

Codes for trim finishes:
For handle finishes see handle options above.

100

101

universal storage

Colours storage offers contrasting doors or drawer front .
Add a 2 to your product code and specify finishes when ordering

Shown with Santiago Cherry Doors and White Carcass

Carcass = White

Doors = Santiago Cherry

WHEN ORDERING ADD A NUMBER '2' TO THE START OF THE PRODUCT CODE AS SHOWN BELOW

Example code: 2PPL4

The 'T' storage option is supplied two toned. The top is the board finish and the trim is the carcass colour with matching M handle.

Shown with Walnut finish and White trim

Carcass = White Trim

Top = Walnut Finish

Trim colours available:
White (W), Silver (S), Black (BL)

Example code: T-CU76.W

Please Specify Handle Design

Trim colours available:
Oak

Trim colours available:
Silver (S)

Trim colours available:
White (W), Silver (S),
Black (BL), Grey (G)

Trim colours available:
White (W), Silver (S),
Black (BL)

Trim colours available:
White (W), Silver (S),
Black (BL)

Trim colours available:
White (W), Silver (S),
Black (BL)

Storage Units

2 fixed and 2 adjustable shelves

Code

W x D x H

Grain

Shelves inc

Price £

BRCU16

1600 x 440 x 640

LR

2

£1052

2 fixed and 2 adjustable shelves

Code

W x D x H

Grain

Shelves inc

Price £

BRCUM16

1600 x 440 x 640

LR

2

£1128

M-TUG10 shown

TU08 shown

1000mm & 800mm Wide Top Unit

Supplied with 1 adjustable shelf

TUG10 & TUG8 have 2 hinged glass doors

Please specify handle design

Code

W x D x H

Grain

Shelves inc

Price £

TU010

1000 x 350 x 810

LR

1

£273

TUG10 (glass)

1000 x 350 x 810

LR

1

£360

TU08

800 x 350 x 810

LR

1

£258

TUG8 (glass)

800 x 350 x 810

LR

1

£347

Compatible with Bookcases

Code

W x D x H

Grain

Edge Size

Price £

CU203

700 x 700 x 2062

shown

350mm

£996

CU163

700 x 700 x 1657

shown

350mm

£819

CU123

700 x 700 x 1252

shown

350mm

£617

CU83

700 x 700 x 847

shown

350mm

£427

CU73

700 x 700 x 725

shown

350mm

£410

Supplied with 1 fixed shelf

Code

W x D x H

Grain

Edge Size

Price £

CU76

950 x 950 x 725

shown

600mm

£441

CU75

875 x 875 x 725

shown

525mm

£441

Codes for board finishes:
Walnut (N), Canadian Maple (CM), Japanese Ash (J), Beech (B), Light Oak (LO), Silver (S), Grey (G), White (W), Santiago Cherry (SC), Stone Oak (SO), Black (BL), Anthracite (AN), Verade Oak (VO), Slate (ST), Nebraska Oak (NO), Natural (NA), Nordic (RD), Rustic (R)

Codes for trim finishes:
For handle finishes see handle options above.
Tambours available in Black (BL), White (W), Silver (S), Grey (G)

Desk High Storage Units

Radial End Storage Unit

Tambour Radial End Storage Unit

Code

W x D x H

Grain

Shelves inc

Price £

RE8

800 x 800 x 725

shown

1

£369

RE6

600 x 600 x 725

shown

1

£347

Left hand shown

Code

Hand

W x D x H

Grain

Shelves inc

Price £

WST712

L or R

1200 x 800/600 x 725

FB

1

£803

Static 600mm Deep Hinged Door Cupboard

Supplied with 1 adjustable shelf

Accommodates SFS8, LFC8 & ROSF8 internals

Code

W x D x H

Grain

Shelves inc

Price £

HD786

800 x 600 x 725

FB or LR

1

£397

WS86

744 x 500 x 25

LR

£47

MFC shelves to suit 600mm deep units

Static 600mm Deep Vertical Tambour Door Cupboard

Supplied with 1 adjustable shelf

Accommodates SFS8, LFC8 & ROSF8 internals

Code

W x D x H

Grain

Shelves inc

Price £

VT786

800 x 600 x 725

FB or LR

1

£529

WS86

744 x 500 x 25

LR

£47

MFC shelves to suit 600mm deep units

Static 600mm Deep Open Unit

Supplied with 1 adjustable shelf

Accommodates SFS8, LFC8 & ROSF8 internals

Code

W x D x H

Grain

Shelves inc

Price £

OU786

800 x 600 x 725

FB or LR

1

£273

WS86

744 x 500 x 25

LR

£47

MFC shelves to suit 600mm deep units

Codes for board finishes:
Walnut (N), Canadian Maple (CM), Japanese Ash (J), Beech (B), Light Oak (LO), Silver (S), Grey (G), White (W), Santiago Cherry (SC), Stone Oak (SO), Black (BL), Anthracite (AN), Verade Oak (VO), Slate (ST), Nebraska Oak (NO), Natural (NA), Nordic (RD), Rustic (R)

Codes for trim finishes:
For handle finishes see handle options above.
Tambours available in Black (BL), White (W), Silver (S), Grey (G)

Colours storage offers contrasting doors or drawer front .
Add a 2 to your product code and specify finishes when ordering

Carcass = White

Doors = Santiago Cherry

Shown with Santiago Cherry Doors and White Carcass

WHEN ORDERING ADD A NUMBER '2' TO THE START OF THE PRODUCT CODE AS SHOWN BELOW

Example code: M-2CC86.W

The 'T' storage option is supplied two toned. The top is the board finish and the trim is the carcass colour with matching M handle.

Carcass = White Trim

Top = Walnut Finish

Shown with Walnut finish and White trim

Trim colours available:
White (W), Silver (S), Black (BL)

Example code: T-CC86.W

Please Specify Handle Design

Trim colours available:
Oak

Trim colours available:
Silver (S)

Trim colours available:
White (W), Silver (S), Black (BL), Grey (G)

Trim colours available:
White (W), Silver (S), Black (BL)

Trim colours available:
White (W), Silver (S), Black (BL)

Trim colours available:
White (W), Silver (S), Black (BL)

Mobile Storage



Mobile 600mm Deep Hinged Door Cupboard

Supplied with 1 adjustable shelf

Accommodates SFS8, LFC8 & ROSF8 internals

Code	W x D x H	Grain	Shelves inc	Price £
MHD786	800 x 600 x 725	FB or LR	1	£427
WS86	744 x 500 x 25	LR		£47
MFC shelves to suit 600mm deep units				



Mobile 600mm Deep Vertical Tambour Door Cupboard

Supplied with 1 adjustable shelf

Accommodates SFS8, LFC8 & ROSF8 internals

Code	W x D x H	Grain	Shelves inc	Price £
MVT786	800 x 600 x 725	FB or LR	1	£632
WS86	744 x 500 x 25	LR		£47
MFC shelves to suit 600mm deep units				



Mobile 600mm Deep Open Unit

Supplied with 1 adjustable shelf

Accommodates SFS8, LFC8 & ROSF8 internals

Code	W x D x H	Grain	Shelves inc	Price £
MOU786	800 x 600 x 725	FB or LR	1	£302
WS86	744 x 500 x 25	LR		£47
MFC shelves to suit 600mm deep units				



Mobile Single Bookcase

Supplied with 1 fixed shelf

Roll up 725mm high
Roll under 640mm high

Code	W x D x H	Grain	Shelves inc	Price £
BBM728	800 x 300 x 725	FB	1	£287
BBM648	800 x 300 x 640	FB	1	£287



Mobile Double Bookcase

Supplied with 1 fixed shelf

Roll up 725mm high
Roll under 640mm high

Code	W x D x H	Grain	Shelves inc	Price £
BDBM728	800 x 600 x 725	FB	1	£429
BDBM648	800 x 600 x 640	FB	1	£429

Combination Pedestals



Combination Cupboard Unit

Supplied with 1 adjustable shelf

Heavy duty (HD) has metal drawer sides with a 9mm MDF base

Left hand shown

Code	Hand	W x D x H	Grain	Shelves inc	Price £
CC86	L or R	800 x 600 x 725	FB	1	£579
CC86HD	L or R	800 x 600 x 725	FB	1	£638



Combination Open Unit

Supplied with 1 adjustable shelf

Heavy duty (HD) has metal drawer sides with a 9mm MDF base

Left hand shown

Code	Hand	W x D x H	Grain	Shelves inc	Price £
CO86	L or R	800 x 600 x 725	FB	1	£579
CO86HD	L or R	800 x 600 x 725	FB	1	£638



TUODHP38



TUTDHP38

800mm Deep Top Unit Pedestals

400mm High Open Section

Heavy duty (HD) has metal drawer sides with a 9mm MDF base

Left Hand Unit Shown

Code	Hand	W x D x H	Grain	Price £
TUODHP38	L or R	400 x 800 x 1225	FB or LR	£522
TUODHP38HD	L or R	400 x 800 x 1225	FB or LR	£580
TUTDHP38	L or R	400 x 800 x 1225	FB or LR	£813
TUTDHP38HD	L or R	400 x 800 x 1225	FB or LR	£871



TUODHP36



TUTDHP36

600mm Deep Top Unit Pedestals

400mm High Open Section

Heavy duty (HD) has metal drawer sides with a 9mm MDF base

Left Hand Unit Shown

Code	Hand	W x D x H	Grain	Price £
TUODHP36	L or R	400 x 600 x 1225	FB or LR	£437
TUODHP36HD	L or R	400 x 600 x 1225	FB or LR	£496
TUTDHP36	L or R	400 x 600 x 1225	FB or LR	£726
TUTDHP36HD	L or R	400 x 600 x 1225	FB or LR	£785

Codes for board finishes:

Walnut (N), Canadian Maple (CM), Japanese Ash (J), Beech (B), Light Oak (LO), Silver (S), Grey (G), White (W), Santiago Cherry (SC), Stone Oak (SO), Black (BL), Anthracite (AN), Verade Oak (VO), Slate (ST), Nebraska Oak (NO), Natural (NA), Nordic (RD), Rustic (R)

Codes for trim finishes:

For handle finishes see handle options above.

Codes for trim finishes:

For handle finishes see handle options above.



Code	Description	Price
APT	standard	£32
APTHD	heavy duty	£32

Please Specify Handle Design

W Handle (W-)	X Handle (X-)	S Handle (S-)	Q Handle (Q-)	M Handle (M-)	B Handle (B-)
Trim colours available: Oak	Trim colours available: Silver (S)	Trim colours available: White (W), Silver (S), Black (BL), Grey (G)	Trim colours available: White (W), Silver (S), Black (BL)	Trim colours available: White (W), Silver (S), Black (BL)	Trim colours available: White (W), Silver (S), Black (BL)

Fixed Pedestal, Pen Trays



Extension Pedestal

Left to right foolscap filing

Heavy duty (HD) has metal drawer sides with a 9mm MDF base

Please specify desking range for linking plates

Right hand shown

Price £					
Code	Hand	W x D x H	Grain	Drawers	
EP26	L or R	800 x 600 x 725	FB	2	£434
EP36	L or R	800 x 600 x 725	FB	3	£434
EP46	L or R	800 x 600 x 725	FB	4	£434
EP26HD	L or R	800 x 600 x 725	FB	2	£485
EP36HD	L or R	800 x 600 x 725	FB	3	£485
EP46HD	L or R	800 x 600 x 725	FB	4	£485



Wave Extension Pedestal

Left to right foolscap filing

Heavy duty (HD) has metal drawer sides with a 9mm MDF base

Please specify desking range for linking plates

Right hand shown

Price £					
Code	Hand	W x D x H	Grain	Drawers	
WEP28	L or R	1000 x 800 x 725	FB	2	£514
WEP38	L or R	1000 x 800 x 725	FB	3	£514
WEP48	L or R	1000 x 800 x 725	FB	4	£514
WEP28HD	L or R	1000 x 800 x 725	FB	2	£565
WEP38HD	L or R	1000 x 800 x 725	FB	3	£565
WEP48HD	L or R	1000 x 800 x 725	FB	4	£565



Static 'Pull out' Tower Under desk Pedestal

Supplied with pen tray and 1 adjustable shelf

Only compatible with 800mm deep desking

Handed by your seat position

Right hand shown

Price £					
Code	Hand	W x D x H	Grain	Drawers	
POTP16	L or R	400 x 600 x 642	LR	1	£514



Fixed Pedestal

Only compatible with 800mm deep Sirius and Odyssey desking

Price £				
Code	W x D x H	Grain	Drawers	
FP2X	408 x 574 x 500	-	2	£164
FP3X	408 x 574 x 500	-	3	£164



Seat Pad for Mobile Pedestal

Suitable for MP2 & MP3 or PMP2 & PMP3

Price £				
Code	W x D x H	Band A	Band B	Band C
SP-MP	400 x 575 x 60	£213	£220	£247
SP-PMP	430 x 575 x 60	£213	£220	£247

Storage Accessories

Metal & MFC Shelves



MS8 & MS10 are combination shelves that accommodate 330mm hanging files

Price £		
Code	Description	
MS10	1000mm Metal shelf (944mm x 400mm)	£65
WS10	1000mm MFC shelf (944mm x 400mm)	£47
WSR10	1000mm MFC shelf and coat rail	£98
MS8	800mm Metal shelf (744mm x 400mm)	£65
WS8	800mm MFC shelf (744mm x 400mm)	£47
WSR8	800mm MFC shelf and coat rail	£98

Slotted Filing Shelf



Price £		
Code	Description	
SFS10	1000mm Slotted filing shelf	£93
SFS8	800mm Slotted filing shelf	£93
SFSD	pack of 5 dividers	£101

Pull Out Shelf



Price £		
Code	Description	
POS10	1000mm Pull out shelf	£175
POS8	800mm Pull out shelf	£175


Lateral Filing Cradle



adjustable and will take either a 275mm or 330mm lateral file from side to side

Price £		
Code	Description	
LFC10	1000mm Lateral filing cradle	£88
LFC8	800mm Lateral filing cradle	£88

Roll Out Suspension Frame



ROSF10 - Will take 2 x rows of foolscap or A4 from front to back or 1 x row of foolscap from side to side

ROSF8 - Will take 1 x row of foolscap files from side to side only

Price £		
Code	Description	
ROSF10	1000mm Roll out suspension frame	£192
ROSF8	800mm Roll out suspension frame	£192

Codes for board finishes:

Walnut (N), Canadian Maple (CM), Japanese Ash (J), Beech (B), Light Oak (LO), Silver (S), Grey (G), White (W), Santiago Cherry (SC), Stone Oak (SO), Black (BL), Anthracite (AN), Verade Oak (VO), Slate (ST), Nebraska Oak (NO), Natural (NA), Nordic (RD), Rustic (R)

Codes for trim finishes:

For handle finishes see handle options above.

Codes for board finishes:

Walnut (N), Canadian Maple (CM), Japanese Ash (J), Beech (B), Light Oak (LO), Silver (S), Grey (G), White (W), Santiago Cherry (SC), Stone Oak (SO), Black (BL), Anthracite (AN), Verade Oak (VO), Slate (ST), Nebraska Oak (NO), Natural (NA), Nordic (RD), Rustic (R)

Storage Colour Options

Standard Board Finish



Example code - PDHP38 NN

White Trim Finish (W)



Example code - PDHP38 WN

Silver Trim Finish (S)



Example code - PDHP38 SN

Black Trim Finish (BL)



Example code - PDHP38 BLN

Pedestals



600 Deep Static Desk High Pedestal

Left to right foolscap filing.

Heavy duty (HD) has metal drawer sides with a 9mm MDF base.

No handles, side pull.

Code	W x D x H	Grain	Price £
PDHP26	430 x 600 x 725	FB or LR	£317
PDHP36	430 x 600 x 725	FB or LR	£317
PDHP46	430 x 600 x 725	FB or LR	£317
PDHP26HD	430 x 600 x 725	FB or LR	£376
PDHP36HD	430 x 600 x 725	FB or LR	£376
PDHP46HD	430 x 600 x 725	FB or LR	£376



600 Deep Narrow Static Desk High Pedestal

Left to right foolscap filing.

Heavy duty (HD) has metal drawer sides with a 9mm MDF base.

No handles, side pull.

Code	W x D x H	Grain	Price £
PNDHP26	315 x 600 x 725	FB or LR	£310
PNDHP36	315 x 600 x 725	FB or LR	£310
PNDHP46	315 x 600 x 725	FB or LR	£310
PNDHP26HD	315 x 600 x 725	FB or LR	£369
PNDHP36HD	315 x 600 x 725	FB or LR	£369
PNDHP46HD	315 x 600 x 725	FB or LR	£369



800 Deep Static Desk High Pedestal

Left to right foolscap filing.

Heavy duty (HD) has metal drawer sides with a 9mm MDF base.

No handles, side pull.

Code	W x D x H	Grain	Price £
PDHP28	430 x 800 x 725	FB or LR	£397
PDHP38	430 x 800 x 725	FB or LR	£397
PDHP48	430 x 800 x 725	FB or LR	£397
PDHP28HD	430 x 800 x 725	FB or LR	£455
PDHP38HD	430 x 800 x 725	FB or LR	£455
PDHP48HD	430 x 800 x 725	FB or LR	£455



800 Deep Narrow Static Desk High Pedestal

Left to right foolscap filing.

Heavy duty (HD) has metal drawer sides with a 9mm MDF base.

No handles, side pull.

Code	W x D x H	Grain	Price £
PNDHP28	315 x 800 x 725	FB or LR	£391
PNDHP38	315 x 800 x 725	FB or LR	£391
PNDHP48	315 x 800 x 725	FB or LR	£391
PNDHP28HD	315 x 800 x 725	FB or LR	£450
PNDHP38HD	315 x 800 x 725	FB or LR	£450
PNDHP48HD	315 x 800 x 725	FB or LR	£450



Tall Mobile Pedestal

Left to right foolscap filing.

Heavy duty (HD) has metal drawer sides with a 9mm MDF base.

No handles, side pull.

Code	W x D x H	Grain	Price £
PTMP3	430 x 575 x 594	FB	£317
PTMP3HD	430 x 575 x 594	FB	£376

Pedestals



Narrow Tall Mobile Pedestal

Left to right foolscap filing.

Heavy duty (HD) has metal drawer sides with a 9mm MDF base.

No handles, side pull.

Code	W x D x H	Grain	Price £
PNTMP3	315 x 575 x 594	FB	£310
PNTMP3HD	315 x 575 x 594	FB	£369



Mobile Pedestal

Left to right foolscap filing.

Heavy duty (HD) has metal drawer sides with a 9mm MDF base.

No handles, side pull.

Code	W x D x H	Grain	Price £
PMP2	430 x 575 x 518	FB	£266
PMP3	430 x 575 x 518	FB	£266
PMP2HD	430 x 575 x 518	FB	£302
PMP3HD	430 x 575 x 518	FB	£302



Extension Pedestal

Left to right foolscap filing.

Heavy duty (HD) has metal drawer sides with a 9mm MDF base.

No handles, side pull.

Supplied with link brackets

Code	Hand	W x D x H	Grain	Price £
PEP26	L or R	800 x 600 x 725	FB	£434
PEP36	L or R	800 x 600 x 725	FB	£434
PEP46	L or R	800 x 600 x 725	FB	£434
PEP26HD	L or R	800 x 600 x 725	FB	£485
PEP36HD	L or R	800 x 600 x 725	FB	£485
PEP46HD	L or R	800 x 600 x 725	FB	£485



Wave Extension Pedestal

Left to right foolscap filing.

Heavy duty (HD) has metal drawer sides with a 9mm MDF base.

No handles, side pull.

Supplied with link brackets

Code	Hand	W x D x H	Grain	Price £
PWEP28	L or R	1000 x 800 x 725	FB	£514
PWEP38	L or R	1000 x 800 x 725	FB	£514
PWEP48	L or R	1000 x 800 x 725	FB	£514
PWEP28HD	L or R	1000 x 800 x 725	FB	£565
PWEP38HD	L or R	1000 x 800 x 725	FB	£565
PWEP48HD	L or R	1000 x 800 x 725	FB	£565



Adjustable Pen Tray

Code	Description	Price £
APT	-	£24
APTHD	-	£37

Codes for board finishes:

Walnut (N), Canadian Maple (CM), Japanese Ash (J), Beech (B), Light Oak (LO), Silver (S), Grey (G), White (W), Santiago Cherry (SC), Stone Oak (SO), Black (BL), Anthracite (AN), Verade Oak (VO), Slate (ST), Nebraska Oak (NO), Natural (NA), Nordic (RD), Rustic (R)

Codes for trim finishes:

White (W), Silver (S), Black (BL)

Codes for board finishes:

Walnut (N), Canadian Maple (CM), Japanese Ash (J), Beech (B), Light Oak (LO), Silver (S), Grey (G), White (W), Santiago Cherry (SC), Stone Oak (SO), Black (BL), Anthracite (AN), Verade Oak (VO), Slate (ST), Nebraska Oak (NO), Natural (NA), Nordic (RD), Rustic (R)

Codes for trim finishes:

White (W), Silver (S), Black (BL)

Boardroom Storage



Display Unit

with 4 swivel shelves, storage shelves behind and lockable base.

Price £			
Code	W x D x H	Shelves included	
USD20	800 x 556 x 2040	4	£1416



Pigeon Hole Unit

with a maximum of 36 adjustable pigeon holes and lockable base.

Price £			
Code	W x D x H	Shelves included	
USP20	800 x 556 x 2040	-	£1416



Open Unit

with 4 fixed shelves and lockable base.

Price £			
Code	W x D x H	Shelves included	
USO20	800 x 556 x 2040	4	£889



Narrow Open Unit

with 4 fixed shelves and lockable base.

Price £				
Code	Hand	W x D x H	Shelves included	
USON20	L or R	430 x 556 x 2040	4	£624

Left hand shown



Hinged Door Unit

with 4 fixed shelves, lockable hinged doors and lockable base.

Price £			
Code	W x D x H	Shelves included	
USHD20	800 x 556 x 2040	4	£992

Boardroom Storage



Narrow Hinged Door Unit

with 4 fixed shelves, lockable hinged door and lockable base.

Price £				
Code	Hand	W x D x H	Shelves included	
USHDN20	L or R	430 x 556 x 2040	4	£541

Left hand shown



Glass Door Unit

with 4 fixed shelves, glass hinged doors, and lockable base.

Price £			
Code	W x D x H	Shelves included	
USHG20	800 x 556 x 2040	4	£1076



Narrow Glass Door Unit

with 4 fixed shelves, glass hinged door, and lockable base.

Price £				
Code	Hand	W x D x H	Shelves included	
USHGN20	L or R	430 x 556 x 2040	4	£710

Left hand shown



Credenza Unit

with 4 full doors and 3 adjustable shelves. Accommodates mini bar fridge. (not included)

Price £			
Code	W x D x H	Shelves included	
USCREDZ	1600 x 556 x 970	3	£1204



Credenza Unit

with 2 full doors, 2 half doors and 1 adjustable shelf. Accommodates mini bar fridge. (not included)

Price £			
Code	W x D x H	Shelves included	
USCRED	1600 x 556 x 970	1	£1158

Codes for board finishes:
Walnut (N), Canadian Maple (CM), Japanese Ash (J), Beech (B), Light Oak (LO), Silver (S), Grey (G), White (W), Santiago Cherry (SC), Stone Oak (SO), Black (BL), Anthracite (AN), Verade Oak (VO), Slate (ST), Nebraska Oak (NO), Natural (NA), Nordic (RD), Rustic (R)

Codes for board finishes:
Walnut (N), Canadian Maple (CM), Japanese Ash (J), Beech (B), Light Oak (LO), Silver (S), Grey (G), White (W), Santiago Cherry (SC), Stone Oak (SO), Black (BL), Anthracite (AN), Verade Oak (VO), Slate (ST), Nebraska Oak (NO), Natural (NA), Nordic (RD), Rustic (R)

Handle Type:
X Handle Only - Silver (S)

Boardroom Storage



Narrow Credenza Unit

with 2 full doors and 1 adjustable shelf.

Code	W x D x H	Shelves included	Price £
USHD10	800 x 556 x 970	1	£503



Narrow Credenza Unit

with 1 full door and 1 adjustable shelf.
Accommodates mini bar fridge. (not included)

Code	Hand	W x D x H	Shelves included	Price £
USHDV10	L or R	800 x 556 x 970	1	£503

Left hand shown



Narrow Unit

with 1 full door and 1 adjustable shelf.

Code	Hand	W x D x H	Shelves included	Price £
USHDN10	L or R	430 x 556 x 970	1	£407

Left hand shown



Lectern Unit

with open storage space and 1 adjustable shelf.

Code	W x D x H	Shelves included	Price £
USL10	650 x 730 x 1100	1	£805



Credenza Fridge

Available with a solid or glass door

Black finish Only

Code	W x D x H	Door Type	Price £
SDCF	400 x 470 x 570	solid	£925
GDCF	400 x 470 x 570	glass	£1000

Boardroom Storage



Codes for board finishes:
Walnut (N), Canadian Maple (CM), Japanese Ash (J), Beech (B), Light Oak (LO), Silver (S), Grey (G), White (W), Santiago Cherry (SC), Stone Oak (SO), Black (BL), Anthracite (AN), Verade Oak (VO), Slate (ST), Nebraska Oak (NO), Natural (NA), Nordic (RD), Rustic (R)

Matrix Storage



Example Configurations



Create endless configurations with the flexibility of Matrix.

Matrix Storage is available as a single or twin column grid frame with the option of various storage units and base unit cupboards. The choice of 3 frame finishes and 18 MFC board colours offers a vast array of colour combinations to create your truly unique storage and table solution.

Matrix can also be used to partition your office space by creating grid storage walls that incorporate shelves, storage and planter units providing a practical, cost effective alternative to fixed walls.

Table and seating frames complete the overall look of a flexible, sophisticated, modern office storage and table system.

Frame Finishes



Black Frame Finish
RAL 9017



White Frame Finish
RAL 9016



Silver Frame Finish
RAL 9006

Matrix Storage and Tables are available as standard in a choice of 3 trim finishes. Black, White or Silver finish frames complement all our existing desk frame options. Alternative finishes are subject to minimum order quantities and extended lead times. If you require an alternative finish please contact your Area Sales Manager.


Contents

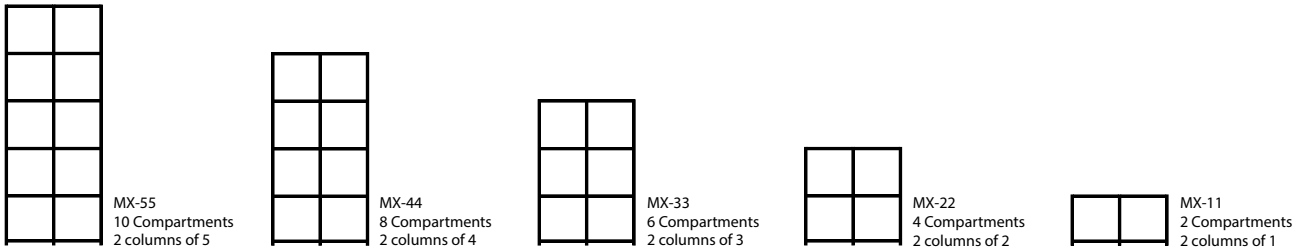
Double column frames	PAGES 118–119
TV Units	PAGE 121
Single column frames	PAGE 122
Storage accessories	PAGES 123–125
Breakout tables	PAGE 127
Coffee tables & Breakout seating	PAGES 128–129




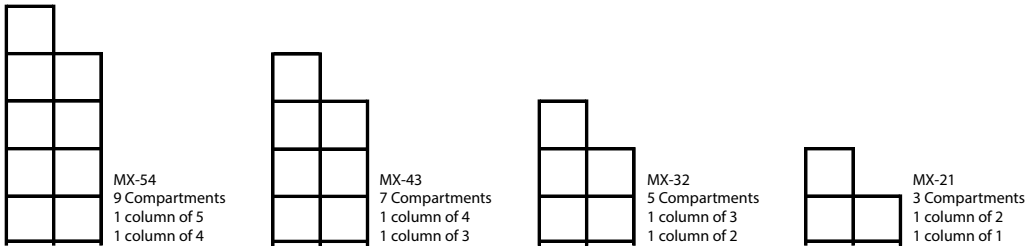
Double Column Frames

- 380mm Square Compartments
- Selection of Storage Accessories
- Extendable with Linking Plates
- Supplied with Levelling Feet
- Shelves and Storage Boxes Supplied Separately

Description	Code	W x D x H	Grid Compartments	Grid Columns	Price
<div>Double Column Grid Storage Frame</div> 	MX-55	820 x 420 x 2036	10	2 columns of 5	£987
	MX-44	820 x 420 x 1636	8	2 columns of 4	£815
	MX-33	820 x 420 x 1236	6	2 columns of 3	£714
	MX-22	820 x 420 x 836	4	2 columns of 2	£524
	MX-11	820 x 420 x 436	2	2 columns of 1	£402



Description	Code	W x D x H	Grid Compartments	Grid Columns	Price
<div>Stepped Double Column Grid Storage Frame</div> 	MX-54	820 x 420 x 2036	9	5 and 4	£939
	MX-43	820 x 420 x 1636	7	4 and 3	£769
	MX-32	820 x 420 x 1236	5	3 and 2	£619
	MX-21	820 x 420 x 836	3	2 and 1	£475




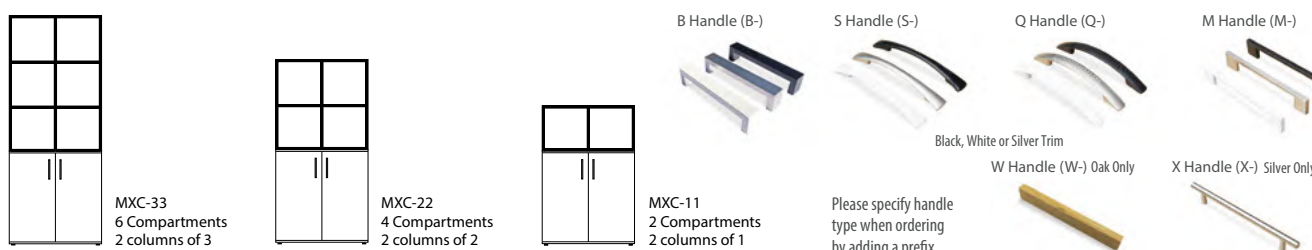
Codes for board finishes:
Walnut (N), Canadian Maple (CM), Japanese Ash (J), Beech (B), Light Oak (LO), Silver (S), Grey (G), White (W), Santiago Cherry (SC), Stone Oak (SO), Black (BL), Anthracite (AN), Verade Oak (VO), Slate (ST), Nebraska Oak (NO), Natural (NA), Nordic (RD), Rustic (R)


Pastels for Doors & Facias:
Ocean (OC), Sky (SK), Forest (FO), Lemon (LE), Rose (RO), Sandstone (SA)

Double Column Frames inc Base Unit Cupboard

- 380mm Square Compartments
- Selection of Storage Accessories
- Extendable with Linking Plates
- Supplied with Levelling Feet
- Shelves and Storage Boxes Supplied Separately
- Cupboard Supplied with 2 Adjustable Shelves
- Choice of Handle Type
- 18 MFC Board Finishes
- 3 Standard Frame Finishes

Description	Code	W x D x H	Grid Compartments	Grid Columns	Price
<div>Double Column Grid Storage Frame with Base Unit Cupboard</div> 	MXC-33	820 x 420 x 2036	6	2 columns of 3	£1093
	MXC-22	820 x 420 x 1636	4	2 columns of 2	£940
	MXC-11	820 x 420 x 1236	2	2 columns of 1	£768



Description	Code	W x D x H	Grid Compartments	Grid Columns	Price
<div>Stepped Double Column Grid Storage Frame with Base Unit Cupboard</div> 	MXC-32	820 x 420 x 2036	5	3 and 2	£985
	MXC-21	820 x 420 x 1636	3	2 and 1	£854



Codes for board finishes:
Walnut (N), Canadian Maple (CM), Japanese Ash (J), Beech (B), Light Oak (LO), Silver (S), Grey (G), White (W), Santiago Cherry (SC), Stone Oak (SO), Black (BL), Anthracite (AN), Verade Oak (VO), Slate (ST), Nebraska Oak (NO), Natural (NA), Nordic (RD), Rustic (R)

Pastels for Doors & Facias:
Ocean (OC), Sky (SK), Forest (FO), Lemon (LE), Rose (RO), Sandstone (SA)


TV Units

- Suitable for various TV sizes
- Cable Managed to hide unsightly cables
- Supplied with Levelling Feet
- **TV & Mounting bracket not supplied**
- Each Cupboard Supplied with 2 Adjustable Shelves
- Choice of Handle Type
- 18 MFC Board Finishes
- 3 Standard Frame Finishes




Matrix Storage

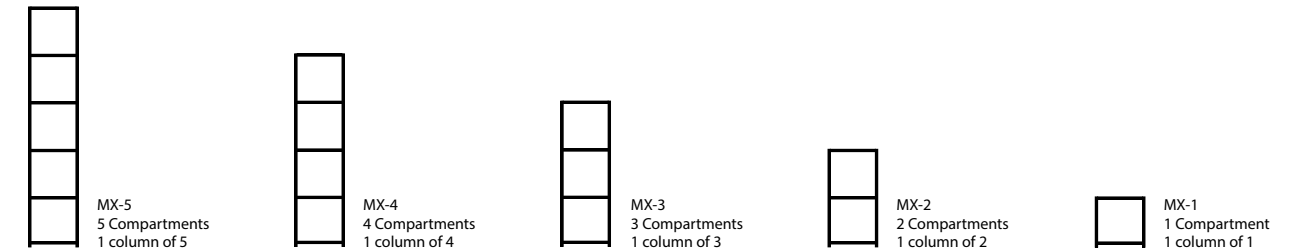



Description	Code	W x D x H	Grid Compartments	Grid Columns	Price
<div><div><div>1220mm Wide TV Unit with Base Unit Cupboard</div><div>TV Compartment Size: 1184mm Wide x 1175mm High</div></div><div></div><div>Trim colours available: White (W), Silver (S), Black (BL)</div></div>	MXCTV2011	1220 x 420 x 2036	0	0	£ 1361
<div><div><div>820mm Wide TV Unit with 2 Compartment Frame and Base Unit Cupboard</div><div>TV Compartment Size: 784mm Wide x 775mm High</div></div><div></div></div>	MXCTV208-11	820 x 420 x 2036	2	2 columns of 1	£1409
<div><div><div>820mm Wide TV Unit with Base Unit Cupboard</div><div>TV Compartment Size: 784mm Wide x 755mm High</div></div><div></div></div>	MXCTV168	820 x 420 x 1636	0	0	£1007

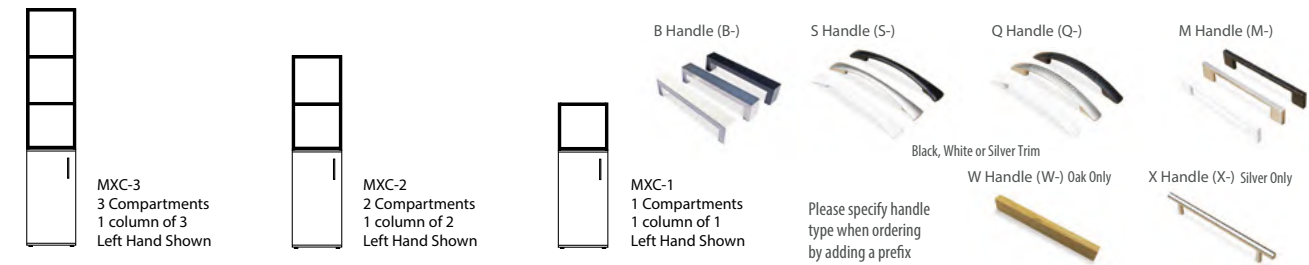
Single Column Frames

- 380mm Square Compartments
 - Selection of Storage Accessories
 - Extendable with Linking Plates
 - **Shelves and Storage Boxes Supplied Separately**
 - **Single Frames above 1236mm high must be linked to another frame**
- Cupboard Supplied with 2 Adjustable Shelves
 - Choice of Handle Type
 - 18 MFC Board Finishes
 - Supplied with Levelling Feet

Description	Code	W x D x H	Grid Compartments	Price
<div>Single Column Grid Storage Frame</div> 	MX-5	420 x 420 x 2036	5	£632
	MX-4	420 x 420 x 1636	4	£561
	MX-3	420 x 420 x 1236	3	£487
	MX-2	420 x 420 x 836	2	£429
	MX-1	420 x 420 x 436	1	£340



Description	Code	Hand	W x D x H	Grid Compartments	Price
<div>Single Column Grid Storage Frame with Base Unit Cupboard</div> 	MXC-3	L or R	420 x 420 x 2036	3	£758
	MXC-2	L or R	420 x 420 x 1636	2	£675
	MXC-1	L or R	420 x 420 x 1236	1	£573












Codes for board finishes:

Walnut (N), Canadian Maple (CM), Japanese Ash (J), Beech (B), Light Oak (LO), Silver (S), Grey (G), White (W), Santiago Cherry (SC), Stone Oak (SO), Black (BL), Anthracite (AN), Verade Oak (VO), Slate (ST), Nebraska Oak (NO), Natural (NA), Nordic (RD), Rustic (R)

Pastels for Doors & Facias:

Ocean (OC), Sky (SK), Forest (FO), Lemon (LE), Rose (RO), Sandstone (SA)

Description	Code	Hand	Description	Price
<div>Box Units</div>   <div>MX-OB</div>			418 x 378 x 378 (no back panel)	£142
			418 x 378 x 378 (inc back panel)	£148
<div>Lockable Box Units</div>     <div>MX-HDKLH MX-HDKL MX-HDCL MX-HDSL</div>	L or R		418 x 378 x 378 (key lock & handle)	£178
	L or R		418 x 378 x 378 (key lock)	£174
	L or R		418 x 378 x 378 (digital combination lock)	£234
	L or R		418 x 378 x 378 (swipe card lock)	£261
<div>Planter Boxes</div>  <div>MX-PBN MX-TPB44 MX-TPB84</div>			378 x 378 x 160 (in frame)	£121
			420 x 420 x 150 (frame top only)	£134
			820 x 420 x 150 (frame top only)	£162
<div>MFC Tops</div>   <div>MX-TOP44 MX-TOP84</div>			420 x 420 x 25	£71
			820 x 420 x 25	£95

Codes for board finishes:

Walnut (N), Canadian Maple (CM), Japanese Ash (J), Beech (B), Light Oak (LO), Silver (S), Grey (G), White (W), Santiago Cherry (SC), Stone Oak (SO), Black (BL), Anthracite (AN), Verade Oak (VO), Slate (ST), Nebraska Oak (NO), Natural (NA), Nordic (RD), Rustic (R)

Pastels :

Ocean (OC), Sky (SK), Forest (FO), Lemon (LE), Rose (RO), Sandstone (SA)

How to Order Shelves & Link Plates



4 Way Link Plates

4 Way Link Plates are used to span across 2 frames and 2 shelves






2 Way Link Plates

2 Way Link Plates are used to mount an individual shelf or fix together 2 frames



3 Way Link Plates



3 Way Link Plates are used to mount 2 shelves across a frame or a single shelf and 2 frames





Description	Code	Description	Price
 Single MFC Shelf	MX-SS Supplied with 4no 2 Way Link Plates (MX-2LP)	378 x 378 x 18 Any frame when shelves NOT positioned side by side	£38
 Double MFC Shelves	MX-DS Supplied with 4no 2 Way Link Plates (MX-2LP) 2no 3 Way Link Plates (MX-3LP)	2no 378 x 378 x 18 Double Frame when shelves are positioned side by side	£60
 2 Way Link Plate	Supplied with fixing screws	Pack of 10	£31
 3 Way Link Plate	Supplied with fixing screws	Pack of 10	£35
 4 Way Link Plate	Supplied with fixing screws	Pack of 10	£37

Breakout Tables



Codes for board finishes:
Walnut (N), Canadian Maple (CM), Japanese Ash (J), Beech (B), Light Oak (LO), Silver (S), Grey (G), White (W), Santiago Cherry (SC), Stone Oak (SO), Black (BL), Anthracite (AN), Verade Oak (VO), Slate (ST), Nebraska Oak (NO), Natural (NA), Nordic (RD), Rustic (R)

Description	Code	W x D x H	No Port	inc Port (-P)
	MX-BT66	600 x 600 x 740	£314	£352
	MX-BT76	700 x 600 x 740	£342	£380
	MX-BT86	800 x 600 x 740	£370	£408
	MX-BT106	1000 x 600 x 740	£402	£440
	MX-BT126	1200 x 600 x 740	£447	£485
	MX-BT66M	600 x 600 x 740	£347	£385
	MX-BT76M	700 x 600 x 740	£376	£412
	MX-BT86M	800 x 600 x 740	£405	£443
	MX-BT106M	1000 x 600 x 740	£439	£477
	MX-BT126M	1200 x 600 x 740	£485	£523
Breakout Tables with or without Modesty Panel. Optional Cable Port _____				

Description	Code	W x D x H	Description	Price
 No Bookcase End	MX-PWT6	600 x 300 x 1050	No Bookcase End	£272
	MX-PWT7	700 x 300 x 1050	No Bookcase End	£281
	MX-PWT8	800 x 300 x 1050	No Bookcase End	£290
	MX-PWT10	1000 x 300 x 1050	No Bookcase End	£305
	MX-PWT12	1200 x 300 x 1050	No Bookcase End	£323
	MX-PWT6-SBE	600 x 300 x 1050	Single Bookcase End	£308
	MX-PWT7-SBE	700 x 300 x 1050	Single Bookcase End	£314
	MX-PWT8-SBE	800 x 300 x 1050	Single Bookcase End	£323
	MX-PWT10-SBE	1000 x 300 x 1050	Single Bookcase End	£341
	MX-PWT12-SBE	1200 x 300 x 1050	Single Bookcase End	£359
	MX-PWT10-DBE	1000 x 300 x 1050	Double Bookcase End	£356
	MX-PWT12-DBE	1200 x 300 x 1050	Double Bookcase End	£374
 Inc Bookcase End				
 Power Tower with planter box (suitable for artificial plants only) _____	MX-PLT6	600 x 300 x 1050	Planter Top	£272
	MX-PLT7	700 x 300 x 1050	Planter Top	£281
	MX-PLT8	800 x 300 x 1050	Planter Top	£290
	MX-PLT10	1000 x 300 x 1050	Planter Top	£305
	MX-PLT12	1200 x 300 x 1050	Planter Top	£323
 MFC Screen Panels _____	MX-FS910	900 x 25 x 1050		£156
	MX-FS1510	1500 x 25 x 1050		£177

Codes for board finishes:
Walnut (N), Canadian Maple (CM), Japanese Ash (J), Beech (B), Light Oak (LO), Silver (S), Grey (G), White (W), Santiago Cherry (SC), Stone Oak (SO), Black (BL), Anthracite (AN), Verade Oak (VO), Slate (ST), Nebraska Oak (NO), Natural (NA), Nordic (RD), Rustic (R)


Coffee Tables & Breakout Seating

- 25mm MFC Top
- 18 MFC Board Finishes
- 3 Standard Frames Finishes
- Optional Base Shelf
- Supplied with Levelling Feet



Breakout Seating

- 60mm Upholstered Seat Pad
- 18 MFC Board Finishes
- 3 Standard Frames Finishes
- Optional Base Shelf
- Supplied with Levelling Feet

Manufacturer	Band - A	Band - B	Band - C	Band - D
Camira	Advantage	Xtreme	Aquarius	Track
	Phoenix	Urban	Blazer	Oceanic
	Era	Main Line Plus	Halcyon	Yoredale
	Citadel	X2	Main Line Flax	Craggon Flax
	Rivet	Chateau	Synergy	Deca
	Target	Vita	Aspect	Sumi & Kyoto
		Canopy	Intervene	
		Gravity	Honeycomb	
		Sprint	Landscape	
Chieftain		Trimcell	Just Colour	
			Lionella	

Description	Code	W x D x H	Price
 Reception Tables & Breakout Seating MFC Top	MX-TS635	600 x 350 x 460	£376
	MX-TS735	700 x 350 x 460	£393
	MX-TS935	900 x 350 x 460	£428
	MX-TS1135	1100 x 350 x 460	£472
	MX-TS4545	450 x 450 x 460	£352
	MX-TS945	900 x 450 x 460	£420
	MX-TS105	1000 x 500 x 460	£442
	MX-TS66	600 x 600 x 460	£416
	MX-TS77	700 x 700 x 460	£431
	MX-TS88	800 x 800 x 460	£449
 Reception Tables & Breakout Seating MFC Top & Base Shelf	MX-TS635B	600 x 350 x 460	£411
	MX-TS735B	700 x 350 x 460	£430
	MX-TS935B	900 x 350 x 460	£467
	MX-TS1135B	1100 x 350 x 460	£512
	MX-TS4545B	450 x 450 x 460	£387
	MX-TS945B	900 x 450 x 460	£461
	MX-TS105B	1000 x 500 x 460	£485
	MX-TS66B	600 x 600 x 460	£449
	MX-TS77B	700 x 700 x 460	£466
	MX-TS88B	800 x 800 x 460	£495

Codes for board finishes:
Walnut (N), Canadian Maple (CM), Japanese Ash (J), Beech (B), Light Oak (LO), Silver (S), Grey (G), White (W), Santiago Cherry (SC), Stone Oak (SO), Black (BL), Anthracite (AN), Verade Oak (VO), Slate (ST), Nebraska Oak (NO), Natural (NA), Nordic (RD), Rustic (R)

Description	Code	W x D x H	Band A	Band B	Band C	Band D
 Breakout Seating Upholstered Seat Pad	MX-TS635U	600 x 350 x 495	£439	£445	£472	£493
	MX-TS735U	700 x 350 x 495	£459	£468	£491	£512
	MX-TS935U	900 x 350 x 495	£497	£506	£529	£550
	MX-TS1135U	1100 x 350 x 495	£550	£556	£583	£604
	MX-TS4545U	450 x 450 x 495	£443	£449	£475	£499
	MX-TS945U	900 x 450 x 495	£477	£483	£509	£530
	MX-TS105U	1000 x 500 x 495	£523	£529	£556	£579
	MX-TS66U	600 x 600 x 495	£514	£520	£546	£564
	MX-TS77U	700 x 700 x 495	£531	£538	£563	£581
	MX-TS88U	800 x 800 x 495	£552	£558	£582	£603
 Breakout Seating Upholstered Seat Pad & Base Shelf	MX-TS635UB	600 x 350 x 495	£492	£498	£525	£546
	MX-TS735UB	700 x 350 x 495	£512	£521	£545	£566
	MX-TS935UB	900 x 350 x 495	£552	£561	£585	£606
	MX-TS1135UB	1100 x 350 x 495	£607	£613	£640	£661
	MX-TS4545UB	450 x 450 x 495	£495	£501	£528	£552
	MX-TS945UB	900 x 450 x 495	£534	£540	£567	£588
	MX-TS105UB	1000 x 500 x 495	£583	£589	£616	£639
	MX-TS66UB	600 x 600 x 495	£570	£576	£603	£621
	MX-TS77UB	700 x 700 x 495	£591	£598	£623	£641
	MX-TS88UB	800 x 800 x 495	£616	£622	£645	£666

Codes for board finishes:
Walnut (N), Canadian Maple (CM), Japanese Ash (J), Beech (B), Light Oak (LO), Silver (S), Grey (G), White (W), Santiago Cherry (SC), Stone Oak (SO), Black (BL), Anthracite (AN), Verade Oak (VO), Slate (ST), Nebraska Oak (NO), Natural (NA), Nordic (RD), Rustic (R)

New for 2024



Knok, the classic meeting table, is now available in a sleek mobile version! With its elegant black, white, and silver frame finishes and optional cable management, Knok's mobile meeting tables offer a versatile solution for the modern workplace. Whether you need to quickly rearrange a room for a meeting or create a collaborative space for impromptu brainstorming, Knok's mobile option gives you the freedom to effortlessly transform your workspace. Choose Knok and experience the next level of workplace adaptability.



Selection of Tables

Boardroom & Meeting Tables Pages 132-143	AV Tables Pages 144-147	Multi-Purpose Tables Pages 148-151	Knok Static & Mobile Tables Pages 152-156	Poseur Tables Page 157
6 table top shapes & 8 underframe options	Poseur & Desk Height with integrated cupboard	Fliptop, Folding or Stacking Legs. Canteen Tables	Single or 2 piece square post leg tables	Circular pillar base
Laptop Stand Page 158	Reception Tables Page 159	Escape - Panel End Pages 160-161	Escape - Hoop Leg Pages 162-163	Breakout Tables Pages 164-173
Shaped top with cantilever frame	Choice of 3 frame options	Poseur or desk height tables and bench seats	Poseur or desk height tables and bench seats	Various breakout tables. MFC, Laminate or Ash tops

Ordering Boardroom, Conference & Meeting Tables

When selecting the ideal table for your boardroom, conference or meeting needs, you can customize everything from tabletop size and shape to underframe option. Consult our pricing matrix to decipher which top shapes and sizes are available with a particular frame, plus review retail prices. To add a special touch such as cable ports or power modules, simply contact our Specials Department - provide us with the necessary information about sizes & positions of these additions and we will get back to you with your bespoke quotation.

Rectangular	Double D End	Boat Shaped
Shaped Rectangular	Elliptical	Pear Shaped

Arrowhead Panel	Straight Panel End	I Frame Leg	Circular Pillar Base
Square Pillar Base	Shaped Panel End	Angled Y Leg	Chrome Circular Pillar Base

Ordering Process: Step 1: Choose Table top shape and size. Step 2: Select available underframe option. Step 3: Specify underframe finish (if required)	Example Code	BRT4016	-C	-YL	.BL
		Top Shape & Size: Rectangular - 4000 x 1600mm	Including Cut-out	Underframe: Y Leg	Underframe Finish: Black

Codes for board finishes:
Walnut (N), Canadian Maple (CM), Japanese Ash (J), Beech (B), Light Oak (LO), Silver (S), Grey (G), White (W), Santiago Cherry (SC), Stone Oak (SO), Black (BL), Anthracite (AN), Verade Oak (VO), Slate (ST), Nebraska Oak (NO), Natural (NA), Nordic (RD), Rustic (R)



Example Code **2BRT3516X-P**

Panel End boardroom tables are available in a two-tone finish. Add a **2** to the start of the product code as shown.

Table Options:
Arrowhead
Panel End
Shaped Panel End



Boardroom Tables are now available with a cut-out for a power module.

Single segment tables please add **£75**
Two segment tables please add **£150**

Cut-out size 272mm x 132mm
Please add **-C** to your product code when ordering.

Please refer to page 86 for Power Modules

Please specify boardroom table underframe option when placing your order.



-AH -P -SP -YL

	£1435	£1525	£1775	£2341
	£1355	£1425	£1675	£2286
	£1275	£1325	£1575	£2118
	£1190	£1230	£1480	£2013
	£1110	£1130	£1380	£1922
	£840	£860	£1110	£1314
	£760	£765	£1015	£1199



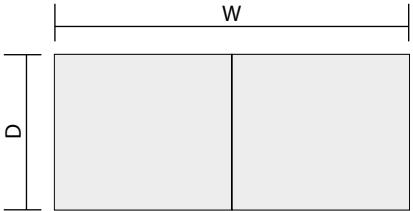
	£1535	£1625	£1875	-
	£1455	£1525	£1775	£2329
	£1375	£1425	£1675	£2191
	£1290	£1330	£1580	£2095
	£1210	£1230	£1480	£2004
	£940	£960	£1210	£1398
	£860	£865	£1115	£1282



	£1535	£1625	£1875	£2435
	£1455	£1525	£1775	£2380
	£1375	£1425	£1675	£2211
	£1290	£1330	£1580	£2106
	£1210	£1230	£1480	£2015
	£940	£960	£1210	£1408
	£860	£865	£1115	£1293

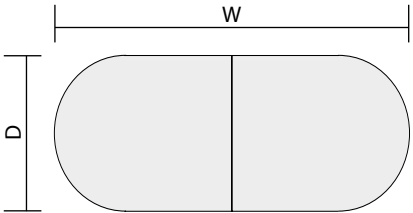


Boardroom Table Shape Code Seats Segments Table Size - W x D x H



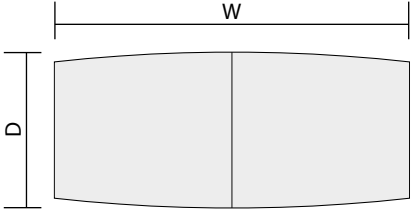
1600mm Deep
Rectangular
Boardroom Table

BRT5016X	18	2	5000 x 1600 x 725mm
BRT4516X	16	2	4500 x 1600 x 725mm
BRT4016X	16	2	4000 x 1600 x 725mm
BRT3516X	14	2	3500 x 1600 x 725mm
BRT3016X	12	2	3000 x 1600 x 725mm
BRT2516X	10	1	2500 x 1600 x 725mm
BRT2016X	8	1	2000 x 1600 x 725mm



1600mm Deep
Double D End
Boardroom Table

BDT5016X	16	2	5000 x 1600 x 725mm
BDT4516X	14	2	4500 x 1600 x 725mm
BDT4016X	14	2	4000 x 1600 x 725mm
BDT3516X	12	2	3500 x 1600 x 725mm
BDT3016X	10	2	3000 x 1600 x 725mm
BDT2516X	10	1	2500 x 1600 x 725mm
BDT2016X	8	1	2000 x 1600 x 725mm



1600mm Deep
Boat Shaped
Boardroom Table

BST5016X	18	2	5000 x 1600 x 725mm
BST4516X	16	2	4500 x 1600 x 725mm
BST4016X	16	2	4000 x 1600 x 725mm
BST3516X	14	2	3500 x 1600 x 725mm
BST3016X	12	2	3000 x 1600 x 725mm
BST2516X	10	1	2500 x 1600 x 725mm
BST2016X	8	1	2000 x 1600 x 725mm

Codes for board finishes:
Walnut (N), Canadian Maple (CM), Japanese Ash (J), Beech (B), Light Oak (LO), Silver (S), Grey (G), White (W), Santiago Cherry (SC), Stone Oak (SO), Black (BL), Anthracite (AN), Verade Oak (VO), Slate (ST), Nebraska Oak (NO), Natural (NA), Nordic (RD), Rustic (R)

Codes for board finishes:
Walnut (N), Canadian Maple (CM), Japanese Ash (J), Beech (B), Light Oak (LO), Silver (S), Grey (G), White (W), Santiago Cherry (SC), Stone Oak (SO), Black (BL), Anthracite (AN), Verade Oak (VO), Slate (ST), Nebraska Oak (NO), Natural (NA), Nordic (RD), Rustic (R)



Panel End boardroom tables are available in a two-tone finish. Add a **2** to the start of the product code as shown.

Table Options:
 Arrowhead
 Panel End
 Shaped Panel End



Boardroom Tables are now available with a cut-out for a power module.

Single segment tables please add **£75**
 Two segment tables please add **£150**

Cut-out size 272mm x 132mm
 Please add **-C** to your product code when ordering.

Please refer to page 86 for Power Modules

Please specify boardroom table underframe option when placing your order.

Arrow Head



Available in a two-tone finish

-AH

Panel End Leg
Twin modesty panels



Available in a two-tone finish

-P

Shaped Panel End
Twin modesty panels



Available in a two-tone finish

-SP

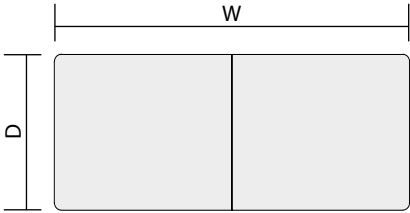
Angled Y Leg



Trim colours available: Black & White

-YL

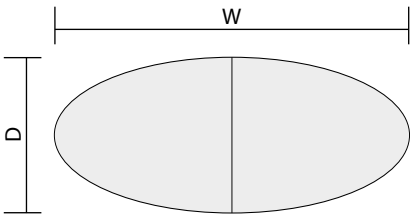
Boardroom Table Shape	Code	Seats	Segments	Table Size - W x D x H
-----------------------	------	-------	----------	------------------------



1600mm Deep
Shaped Rectangular
Boardroom Table

BAT5016X	18	2	5000 x 1600 x 725mm
BAT4516X	16	2	4500 x 1600 x 725mm
BAT4016X	16	2	4000 x 1600 x 725mm
BAT3516X	14	2	3500 x 1600 x 725mm
BAT3016X	12	2	3000 x 1600 x 725mm
BAT2516X	10	1	2500 x 1600 x 725mm
BAT2016X	8	1	2000 x 1600 x 725mm

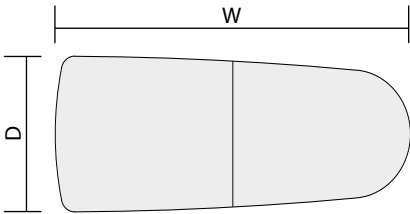
£1535	£1625	£1875	£2441
£1455	£1525	£1775	£2386
£1375	£1425	£1675	£2218
£1290	£1330	£1580	£2113
£1210	£1230	£1480	£2022
£940	£960	£1210	£1414
£860	£865	£1115	£1299



1600mm Deep
Elliptical
Boardroom Table

BET5016X	14	2	5000 x 1600 x 725mm
BET4516X	14	2	4500 x 1600 x 725mm
BET4016X	12	2	4000 x 1600 x 725mm
BET3516X	12	2	3500 x 1600 x 725mm
BET3016X	10	2	3000 x 1600 x 725mm
BET2516X	8	1	2500 x 1600 x 725mm
BET2016X	6	1	2000 x 1600 x 725mm

£1535	£1595	£1845	-
£1455	£1495	£1745	-
£1375	£1395	£1645	-
£1290	£1300	£1550	-
£1210	£1200	£1450	-
£940	£960	£1210	-
£860	£865	£1115	-



1600mm Deep
Pear Shaped
Boardroom Table

BPT5016X	14	2	5000 x 1600 x 725mm
BPT4516X	13	2	4500 x 1600 x 725mm
BPT4016X	12	2	4000 x 1600 x 725mm
BPT3516X	10	2	3500 x 1600 x 725mm
BPT3016X	9	2	3000 x 1600 x 725mm
BPT2516X	7	1	2500 x 1600 x 725mm
BPT2016X	5	1	2000 x 1600 x 725mm

£1525	£1560	£1810	-
£1445	£1518	£1768	-
£1365	£1418	£1668	-
£1280	£1323	£1573	-
£1200	£1223	£1473	-
£930	£953	£1203	-
£850	£858	£1108	-



Codes for board finishes:
 Walnut (N), Canadian Maple (CM), Japanese Ash (J), Beech (B), Light Oak (LO), Silver (S), Grey (G), White (W), Santiago Cherry (SC), Stone Oak (SO), Black (BL), Anthracite (AN), Verade Oak (VO), Slate (ST), Nebraska Oak (NO), Natural (NA), Nordic (RD), Rustic (R)

Codes for board finishes:
 Walnut (N), Canadian Maple (CM), Japanese Ash (J), Beech (B), Light Oak (LO), Silver (S), Grey (G), White (W), Santiago Cherry (SC), Stone Oak (SO), Black (BL), Anthracite (AN), Verade Oak (VO), Slate (ST), Nebraska Oak (NO), Natural (NA), Nordic (RD), Rustic (R)



Example Code **2BST35X-AH**

Panel End boardroom tables are available in a two-tone finish. Add a **2** to the start of the product code as shown.

Table Options:
Arrowhead
Panel End
Shaped Panel End



Boardroom Tables are now available with a cut-out for a power module.

Single segment tables please add **£75**
Two segment tables please add **£150**

Cut-out size 272mm x 132mm
Please add **-C** to your product code when ordering.

Please refer to page 86 for Power Modules

Please specify boardroom table underframe option when placing your order.



Boardroom Table Shape	Code	Seats	Segments	Table Size - W x D x H	-AH	-P	-S	-T	-SQ	-SP	-YL	-CT
1200mm Deep Rectangular Boardroom Table	BRT50X	16	2	5000 x 1200 x 725mm	£1280	£1370	£1342	£2291	£2240	£1620	£2167	£2363
	BRT45X	14	2	4500 x 1200 x 725mm	£1205	£1275	£1257	£2266	£2215	£1525	£2117	£2338
	BRT40X	14	2	4000 x 1200 x 725mm	£1130	£1180	£1172	£1888	£1725	£1430	£1966	£2005
	BRT35X	12	2	3500 x 1200 x 725mm	£1005	£1045	£1042	£1801	£1675	£1295	£1871	£1917
	BRT325X	10	2	3200 x 1200 x 725mm	£995	£1025	£1027	£1778	£1665	£1275	£1860	£1895
	BRT30X	10	2	3000 x 1200 x 725mm	£985	£1005	£1012	£1768	£1630	£1255	£1815	£1885
	BRT27X	10	1	2700 x 1200 x 725mm	£693	£723	£714	£1268	£1155	£973	£1250	£1429
	BRT25X	8	1	2500 x 1200 x 725mm	£683	£708	£701	£1221	£1133	£958	£1190	£1382
	BRT20X	6	1	2000 x 1200 x 725mm	£608	£618	£619	£1033	£1008	£868	£1130	£1194
1200mm Deep Double D End Boardroom Table	BDT50X	16	2	5000 x 1200 x 725mm	£1380	£1470	£1442	£2416	£2340	£1720	£2271	£2488
	BDT45X	14	2	4500 x 1200 x 725mm	£1305	£1375	£1357	£2391	£2315	£1625	£2170	£2463
	BDT40X	14	2	4000 x 1200 x 725mm	£1230	£1280	£1272	£2013	£1950	£1530	£2051	£2130
	BDT35X	12	2	3500 x 1200 x 725mm	£1105	£1145	£1142	£1926	£1863	£1395	£1964	£2042
	BDT32X	10	2	3200 x 1200 x 725mm	£1095	£1125	£1127	£1903	£1840	£1375	£1954	£2020
	BDT30X	10	2	3000 x 1200 x 725mm	£1085	£1105	£1112	£1893	£1830	£1355	£1913	£2010
	BDT27X	10	1	2700 x 1200 x 725mm	£793	£823	£814	£1393	£1343	£1073	£1329	£1554
	BDT25X	8	1	2500 x 1200 x 725mm	£783	£808	£801	£1346	£1295	£1058	£1284	£1507
	BDT20X	6	1	2000 x 1200 x 725mm	£708	£718	£719	£1158	£1108	£968	£1223	£1319
1200mm Deep Boat Shaped Boardroom Table	BST50X	16	2	5000 x 1200 x 725mm	£1380	£1470	£1442	£2416	£2340	£1720	£2271	£2488
	BST45X	14	2	4500 x 1200 x 725mm	£1305	£1375	£1357	£2391	£2315	£1625	£2221	£2463
	BST40X	14	2	4000 x 1200 x 725mm	£1230	£1280	£1272	£2013	£1950	£1530	£2070	£2130
	BST35X	12	2	3500 x 1200 x 725mm	£1105	£1145	£1142	£1926	£1863	£1395	£1975	£2042
	BST32X	10	2	3200 x 1200 x 725mm	£1095	£1125	£1127	£1903	£1840	£1375	£1964	£2020
	BST30X	10	2	3000 x 1200 x 725mm	£1085	£1105	£1112	£1893	£1830	£1355	£1919	£2010
	BST27X	10	1	2700 x 1200 x 725mm	£793	£823	£814	£1393	£1343	£1073	£1354	£1554
	BST25X	8	1	2500 x 1200 x 725mm	£783	£808	£801	£1346	£1295	£1058	£1294	£1507
	BST20X	6	1	2000 x 1200 x 725mm	£708	£718	£719	£1158	£1108	£968	£1234	£1319

Codes for board finishes:
Walnut (N), Canadian Maple (CM), Japanese Ash (J), Beech (B), Light Oak (LO), Silver (S), Grey (G), White (W), Santiago Cherry (SC), Stone Oak (SO), Black (BL), Anthracite (AN), Verade Oak (VO), Slate (ST), Nebraska Oak (NO), Natural (NA), Nordic (RD), Rustic (R)

Codes for board finishes:
Walnut (N), Canadian Maple (CM), Japanese Ash (J), Beech (B), Light Oak (LO), Silver (S), Grey (G), White (W), Santiago Cherry (SC), Stone Oak (SO), Black (BL), Anthracite (AN), Verade Oak (VO), Slate (ST), Nebraska Oak (NO), Natural (NA), Nordic (RD), Rustic (R)



Example Code **2BAT35X-AH**

Panel End boardroom tables are available in a two-tone finish. Add a **2** to the start of the product code as shown.

Table Options:
Arrowhead
Panel End
Shaped Panel End




Boardroom Tables are now available with a cut-out for a power module.

Single segment tables please add **£75**
Two segment tables please add **£150**

Cut-out size 272mm x 132mm
Please add **-C** to your product code when ordering.

Please refer to page 86 for Power Modules

Please specify boardroom table underframe option when placing your order.



Boardroom Table Shape	Code	Seats	Segments	Table Size - W x D x H	-AH	-P	-S	-T	-SQ	-SP	-YL	-CT
1200mm Deep Shaped Rectangular Boardroom Table	BAT50X	16	2	5000 x 1200 x 725mm	£1380	£1470	£1442	£2416	£2340	£1720	£2267	£2488
	BAT45X	14	2	4500 x 1200 x 725mm	£1305	£1375	£1357	£2391	£2315	£1625	£2217	£2463
	BAT40X	14	2	4000 x 1200 x 725mm	£1230	£1280	£1272	£2013	£1950	£1530	£2066	£2130
	BAT35X	12	2	3500 x 1200 x 725mm	£1105	£1145	£1142	£1926	£1863	£1395	£1971	£2042
	BAT32X	10	2	3200 x 1200 x 725mm	£1095	£1125	£1127	£1903	£1840	£1375	£1960	£2020
	BAT30X	10	2	3000 x 1200 x 725mm	£1085	£1105	£1112	£1893	£1830	£1355	£1915	£2010
	BAT27X	10	1	2700 x 1200 x 725mm	£793	£823	£814	£1393	£1343	£1073	£1350	£1554
	BAT25X	8	1	2500 x 1200 x 725mm	£783	£808	£801	£1346	£1295	£1058	£1290	£1507
	BAT20X	6	1	2000 x 1200 x 725mm	£708	£718	£719	£1158	£1108	£968	£1230	£1319
	BET50X	12-14	2	5000 x 1200 x 725mm	-	-	-	£2416	£2340	-	-	£2488
1200mm Deep Elliptical Boardroom Table	BET45X	12-14	2	4500 x 1200 x 725mm	-	-	-	£2391	£2315	-	-	£2463
	BET40X	10-12	2	4000 x 1200 x 725mm	-	-	-	£2013	£1950	-	-	£2130
	BET35X	8-10	2	3500 x 1200 x 725mm	-	-	-	£1926	£1863	-	-	£2042
	BET32X	8-10	2	3200 x 1200 x 725mm	£1095	£1125	£1127	£1903	£1840	£1375	-	£2020
	BET30X	8-10	2	3000 x 1200 x 725mm	£1085	£1105	£1112	£1893	£1830	£1355	-	£2010
	BET27X	8	1	2700 x 1200 x 725mm	£793	£823	£814	£1393	£1343	£1073	-	£1554
	BET25X	8	1	2500 x 1200 x 725mm	£783	£808	£801	£1346	£1295	£1058	-	£1507
	BET20X	6	1	2000 x 1200 x 725mm	£708	£718	£719	£1158	£1108	£968	-	£1319
	BPT50X	13	2	5000 x 1200 x 725mm	£1375	£1470	£1442	£2416	£2340	£1720	-	£2488
	BPT45X	13	2	4500 x 1200 x 725mm	£1300	£1375	£1357	£2391	£2315	£1625	-	£2463
1200mm Deep Pear Shaped Boardroom Table	BPT40X	11	2	4000 x 1200 x 725mm	£1225	£1280	£1272	£2013	£1950	£1530	-	£2130
	BPT35X	9	2	3500 x 1200 x 725mm	£1100	£1145	£1142	£1926	£1863	£1395	-	£2042
	BPT32X	9	2	3200 x 1200 x 725mm	£1090	£1125	£1127	£1903	£1840	£1375	-	£2020
	BPT30X	9	2	3000 x 1200 x 725mm	£1080	£1105	£1112	£1893	£1830	£1355	-	£2010
	BPT27X	9	1	2700 x 1200 x 725mm	£788	£823	£814	£1393	£1343	£1073	-	£1554
	BPT25X	7	1	2500 x 1200 x 725mm	£778	£808	£801	£1346	£1295	£1058	-	£1507
	BPT20X	5	1	2000 x 1200 x 725mm	£703	£718	£719	£1158	£1108	£968	-	£1319

Codes for board finishes:
Walnut (N), Canadian Maple (CM), Japanese Ash (J), Beech (B), Light Oak (LO), Silver (S), Grey (G), White (W), Santiago Cherry (SC), Stone Oak (SO), Black (BL), Anthracite (AN), Verade Oak (VO), Slate (ST), Nebraska Oak (NO), Natural (NA), Nordic (RD), Rustic (R)

Codes for board finishes:
Walnut (N), Canadian Maple (CM), Japanese Ash (J), Beech (B), Light Oak (LO), Silver (S), Grey (G), White (W), Santiago Cherry (SC), Stone Oak (SO), Black (BL), Anthracite (AN), Verade Oak (VO), Slate (ST), Nebraska Oak (NO), Natural (NA), Nordic (RD), Rustic (R)



Example Code **2EXT2012X-SQ**

Panel End boardroom tables are available in a two-tone finish. Add a **2** to the start of the product code as shown.

Table Options:
Arrowhead
Panel End
Shaped Panel End



Boardroom Tables are now available with a cut-out for a power module.

Extension and Conference tables please add **£75**

Cut-out size 272mm x 132mm
Please add **-C** to your product code when ordering.

Please refer to page 86 for Power Modules

Please specify table underframe option when placing your order.



Arrow Head	Panel End Leg	Sirius 'I' Leg	Circular Pillar Base	Square Pillar Base	Shaped Panel End Twin modesty panels	Angled Y Leg	Chrome Pillar Base
-AH	-P	-S	-T	-SQ	-SP	-YL	-CT

£740	£790	-	-	-	£1015	-	-
£608	£643	-	-	-	£875	-	-

£598	£633	£599	£1033	£1008	£868	-	£1194
£425	£445	£451	£683	£670	£678	-	£889

£533	£533	£554	£894	£918	£720	£1162	£1142
£500	£498	£519	£874	£910	£685	£1124	£1122
£468	£465	£486	£854	£903	£653	£1063	£1102
£518	£518	£439	£754	£707	£705	£1007	£1002
£485	£483	£416	£747	£699	£670	£969	£994
£453	£450	£384	£727	£692	£638	£933	£962

£500	£500	£521	£812	£910	£688	£1121	£1059
£468	£468	£489	£792	£903	£655	£1094	£1039
£410	£410	£419	£747	£724	£598	£966	£994
£378	£378	£386	£727	£717	£565	£939	£974

£558	£558	£591	£894	£968	£745	£1019	£1142
£443	£443	£439	£817	£744	£630	£986	£1064

£558	£558	£591	£894	£968	£745	£1141	£1142
------	------	------	------	------	------	-------	-------

£558	£558	£591	£894	£968	£745	£1141	£1142
------	------	------	------	------	------	-------	-------

Codes for board finishes:
Walnut (N), Canadian Maple (CM), Japanese Ash (J), Beech (B), Light Oak (LO), Silver (S), Grey (G), White (W), Santiago Cherry (SC), Stone Oak (SO), Black (BL), Anthracite (AN), Verade Oak (VO), Slate (ST), Nebraska Oak (NO), Natural (NA), Nordic (RD), Rustic (R)

Boardroom Table Extensions	Code	Seats	Segments	Table Size - W x D x H
	EXT2016X	6	1	2000 x 1600 x 725mm
	EXT1516X	4	1	1500 x 1600 x 725mm
	EXT2012X	6	1	2000 x 1200 x 725mm
	EXT1512X	4	1	1500 x 1200 x 725mm

Please Note: Extension Tables are not compatible with Pear Shaped Tables

Meeting & Conference Tables	Code	Seats	Table Shape	Table Size - W x D x H
	CONF2010X	6-8	Rectangular	2000 x 1000 x 725mm
	CONF1810X	6	Rectangular	1800 x 1000 x 725mm
	CONF1610X	6	Rectangular	1600 x 1000 x 725mm
	CONF20X	6-8	Rectangular	2000 x 800 x 725mm
	CONF18X	6	Rectangular	1800 x 800 x 725mm
	CONF16X	6	Rectangular	1600 x 800 x 725mm
	CONF1810DX	5-6	Single D End	1800 x 1000 x 725mm
	CONF1610DX	5	Single D End	1600 x 1000 x 725mm
	CONF18DX	5	Single D End	1800 x 800 x 725mm
	CONF16DX	5	Single D End	1600 x 800 x 725mm
	CONF2010DDX	6	Double D End	2000 x 1000 x 725mm
	CONF20DDX	6	Double D End	2000 x 800 x 725mm
	CONF2010BSX	6	Boat Shaped	2000 x 1000 x 725mm
	CONF2010SRX	6	Shaped Rectangular	2000 x 1000 x 725mm

Meeting & Conference
Compact Tables

Codes for board finishes:
Walnut (N), Canadian Maple (CM), Japanese Ash (J), Beech (B), Light Oak (LO), Silver (S), Grey (G), White (W), Santiago Cherry (SC), Stone Oak (SO), Black (BL), Anthracite (AN), Verade Oak (VO), Slate (ST), Nebraska Oak (NO), Natural (NA), Nordic (RD), Rustic (R)



Panel End meeting tables are available in a two-tone finish. Add a **2** to the start of the product code as shown.

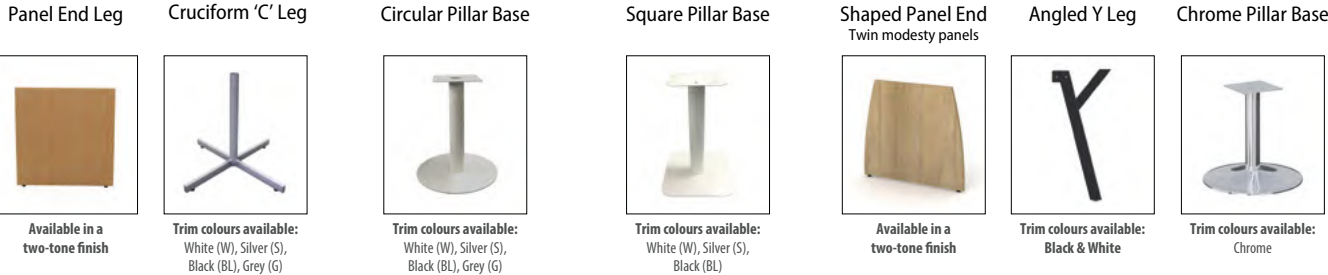
Table Options:
Panel End
Shaped Panel End



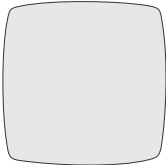


Power managed table bases are supplied with a central cable port. This can be replaced with a Port Hole Power Module located in the Accessories section on page 87.

Circular and Square Pillar Bases only

Please specify meeting table underframe option when placing your order.



Boardroom Table Shape	Code	Seats	Table Size - W x D x H	-P	-C	-T	-TP	-SQ	-SQP	-SP	-YL	-CT
 Circular Meeting Table	CIRC18X	8	1800 x 1800 x 725mm	-	-	-	-	-	-	-	£1222	-
	CIRC16X	6-8	1600 x 1600 x 725mm	£490	£556	-	-	-	-	£740	£861	-
	CIRC14X	4-6	1400 x 1400 x 725mm	£443	£519	-	-	-	-	£693	£811	-
	CIRC12X	4	1200 x 1200 x 725mm	£410	£434	£566	£635	£553	£642	£660	£764	£684
	CIRC10X	4	1000 x 1000 x 725mm	£340	£379	£479	£548	£510	£599	£590	£690	£666
	CIRC9X	4	900 x 900 x 725mm	£328	£368	£416	£485	£405	£486	£578	£554	£634
	CIRC8X	3	800 x 800 x 725mm	£320	£361	£396	£453	£385	£453	£570	-	£626
	CIRC6X	3	600 x 600 x 725mm	£305	£345	£374	£440	£362	£441	-	-	-
 Square Meeting Table	SQ18X	8	1800 x 1800 x 725mm	-	-	-	-	-	-	-	£1222	-
	SQ16X	8	1600 x 1600 x 725mm	£465	£531	-	-	-	-	£715	£1136	-
	SQ14X	4	1400 x 1400 x 725mm	£405	£481	-	-	-	-	£655	£811	-
	SQ12X	4	1200 x 1200 x 725mm	£373	£397	£541	£610	£528	£617	£623	£764	£684
	SQ10X	4	1000 x 1000 x 725mm	£340	£379	£464	£533	£485	£574	£590	£690	£666
	SQ9X	4	900 x 900 x 725mm	£303	£343	£406	£460	£392	£461	£553	-	£634
	SQ8X	3	800 x 800 x 725mm	£295	£336	£384	£440	£372	£428	£545	-	£626
	SQ6X	3	600 x 600 x 725mm	£280	£320	£361	£428	£350	£416	-	-	-
 Shaped Square Meeting Table	SQS18X	8	1800 x 1800 x 725mm	-	-	-	-	-	-	-	£1222	-
	SQS16X	8	1600 x 1600 x 725mm	£490	£556	-	-	-	-	£740	£1136	-
	SQS14X	4	1400 x 1400 x 725mm	£443	£519	-	-	-	-	£693	£811	-
	SQS12X	4	1200 x 1200 x 725mm	£410	£434	£566	£635	£553	£642	£660	£764	£684
	SQS10X	4	1000 x 1000 x 725mm	£340	£379	£479	£548	£510	£599	£590	£690	£666
	SQS9X	4	900 x 900 x 725mm	£328	£368	£419	£485	£405	£486	£578	-	£634
	SQS8X	3	800 x 800 x 725mm	£320	£361	£396	£453	£385	£453	£570	-	£626
	SQS6X	3	600 x 600 x 725mm	£305	£345	£374	£440	£362	£441	-	-	-

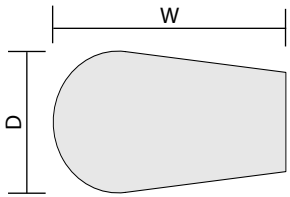
Codes for board finishes:
Walnut (N), Canadian Maple (CM), Japanese Ash (J), Beech (B), Light Oak (LO), Silver (S), Grey (G), White (W), Santiago Cherry (SC), Stone Oak (SO), Black (BL), Anthracite (AN), Verade Oak (VO), Slate (ST), Nebraska Oak (NO), Natural (NA), Nordic (RD), Rustic (R)

Codes for board finishes:
Walnut (N), Canadian Maple (CM), Japanese Ash (J), Beech (B), Light Oak (LO), Silver (S), Grey (G), White (W), Santiago Cherry (SC), Stone Oak (SO), Black (BL), Anthracite (AN), Verade Oak (VO), Slate (ST), Nebraska Oak (NO), Natural (NA), Nordic (RD), Rustic (R)



AV tables are available in a two-tone finish. Ad a **2** to the start of the product code as shown. The **2** indicated the contrasting cupboard colour for non Panel End tables.

Please specify AV table underframe option when placing your order.



Bulb Shaped
Desk or Poseur Height
AV Conference Table

AV Conference Tables	Code	Height	Segments	Table Size - W x D x H
	BPAVT2410X	Poseur	1	2400 x 1000 x 1100mm
	BPAVT2210X	Poseur	1	2200 x 1000 x 1100mm
	BPAVT2010X	Poseur	1	2000 x 1000 x 1100mm
	BPAVT1810X	Poseur	1	1800 x 1000 x 1100mm
	BPAVT1610X	Poseur	1	1600 x 1000 x 1100mm
	BAVT2412X	Desk	1	2400 x 1200 x 725mm
	BAVT2212X	Desk	1	2200 x 1200 x 725mm
	BAVT2012X	Desk	1	2000 x 1200 x 725mm
	BAVT1812X	Desk	1	1800 x 1200 x 725mm
	BAVT1612X	Desk	1	1600 x 1200 x 725mm
	BAVT2410X	Desk	1	2400 x 1000 x 725mm
	BAVT2210X	Desk	1	2200 x 1000 x 725mm
	BAVT2010X	Desk	1	2000 x 1000 x 725mm
	BAVT1810X	Desk	1	1800 x 1000 x 725mm
	BAVT1610X	Desk	1	1600 x 1000 x 725mm

Cruciform Panel End



Available in a two-tone finish

Cruciform Panel End
inc Cupboard Unit



Available in a two-tone finish

Circular Pillar Base
inc Cupboard Unit



Trim colours available:
White (W), Silver (S),
Black (BL), Grey (G)

Square Pillar Base
inc Cupboard Unit



Trim colours available:
White (W), Silver (S),
Black (BL)

	-CP	-CC	-TC	-SQC
	-	£809	£921	£898
	-	£767	£901	£876
	-	£725	£886	£861
	-	£684	£871	£848
	-	£644	£856	£831
	£689	£791	£926	£900
	£649	£750	£906	£880
	£608	£710	£886	£860
	£568	£669	£866	£840
	£530	£631	£851	£825
	£660	£747	£814	£790
	£620	£707	£794	£770
	£582	£669	£776	£752
	£544	£631	£759	£735
	£506	£593	£744	£720



Codes for board finishes:
Walnut (N), Canadian Maple (CM), Japanese Ash (J), Beech (B), Light Oak (LO), Silver (S), Grey (G), White (W), Santiago Cherry (SC), Stone Oak (SO), Black (BL), Anthracite (AN), Verade Oak (VO), Slate (ST), Nebraska Oak (NO), Natural (NA), Nordic (RD), Rustic (R)

Codes for board finishes:
Walnut (N), Canadian Maple (CM), Japanese Ash (J), Beech (B), Light Oak (LO), Silver (S), Grey (G), White (W), Santiago Cherry (SC), Stone Oak (SO), Black (BL), Anthracite (AN), Verade Oak (VO), Slate (ST), Nebraska Oak (NO), Natural (NA), Nordic (RD), Rustic (R)



AV tables are available in a two-tone finish. Add a **2** to the start of the product code as shown. The **2** indicates the contrasting cupboard colour for non Panel End tables.

Please specify AV table underframe option when placing your order.

Cruciform Panel End



Available in a two-tone finish

Cruciform Panel End inc Cupboard Unit



Available in a two-tone finish

Circular Pillar Base inc Cupboard Unit

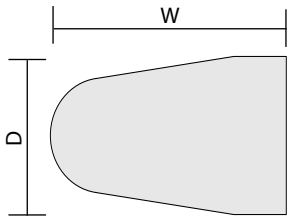


Trim colours available: White (W), Silver (S), Black (BL), Grey (G)

Square Pillar Base inc Cupboard Unit



Trim colours available: White (W), Silver (S), Black (BL)



Pear Shaped
Desk or Poseur Height
AV Conference Table

AV Conference Tables	Code	Height	Segments	Table Size - W x D x H
	PPAVT249X	Poseur	1	2400 x 900 x 1100mm
	PPAVT229X	Poseur	1	2200 x 900 x 1100mm
	PPAVT209X	Poseur	1	2000 x 900 x 1100mm
	PPAVT189X	Poseur	1	1800 x 900 x 1100mm
	PPAVT169X	Poseur	1	1600 x 900 x 1100mm
	PAVT2411X	Desk	1	2400 x 1100 x 725mm
	PAVT2211X	Desk	1	2200 x 1100 x 725mm
	PAVT2011X	Desk	1	2000 x 1100 x 725mm
	PAVT1811X	Desk	1	1800 x 1100 x 725mm
	PAVT1611X	Desk	1	1600 x 1100 x 725mm
	PAVT249X	Desk	1	2400 x 900 x 725mm
	PAVT229X	Desk	1	2200 x 900 x 725mm
	PAVT209X	Desk	1	2000 x 900 x 725mm
	PAVT189X	Desk	1	1800 x 900 x 725mm
	PAVT169X	Desk	1	1600 x 900 x 725mm

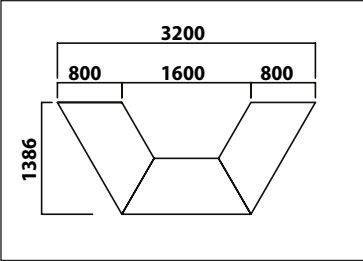
-CP	-CC	-TC	-SQC
-	£827	£956	£931
-	£787	£941	£916
-	£745	£926	£901
-	£704	£814	£740
-	£664	£799	£725
£679	£785	£851	£827
£641	£747	£834	£810
£600	£706	£814	£790
£562	£668	£796	£772
£522	£628	£779	£755
£656	£757	£824	£800
£618	£719	£806	£782
£580	£681	£789	£765
£542	£643	£771	£755
£504	£605	£756	£747



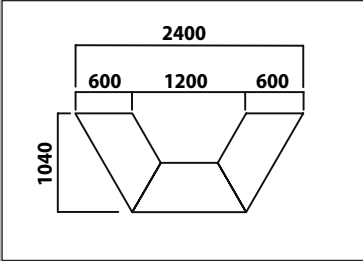
Codes for board finishes:
Walnut (N), Canadian Maple (CM), Japanese Ash (J), Beech (B), Light Oak (LO), Silver (S), Grey (G), White (W), Santiago Cherry (SC), Stone Oak (SO), Black (BL), Anthracite (AN), Verade Oak (VO), Slate (ST), Nebraska Oak (NO), Natural (NA), Nordic (RD), Rustic (R)

Codes for board finishes:
Walnut (N), Canadian Maple (CM), Japanese Ash (J), Beech (B), Light Oak (LO), Silver (S), Grey (G), White (W), Santiago Cherry (SC), Stone Oak (SO), Black (BL), Anthracite (AN), Verade Oak (VO), Slate (ST), Nebraska Oak (NO), Natural (NA), Nordic (RD), Rustic (R)

UCT168
Cluster dimensions



UCT126
Cluster dimensions



Please
Specify
Leg
Option

Stacking Leg



Example code: UCR208-S

Tilting Frame



Example code: UCR208-T

Folding Leg



Example code: UCR208-F

800mm Deep Stacking, Tilting and Folding Leg Tables (supplied with locking brackets)



Rectangular Table

Code	W x D x H	Stacking	Tilting	Price £	
				Folding	
UCR208	2000 x 800 x 725	£452	£541	£452	
UCR188	1800 x 800 x 725	£426	£522	£426	
UCR168	1600 x 800 x 725	£401	£503	£401	
UCR148	1400 x 800 x 725	£375	£483	£375	
UCR128	1200 x 800 x 725	£361	£470	-	
UCR108	1000 x 800 x 725	£349	£452	+	



Trapezoidal Table
800mm ends

Code	W x D x H	Stacking	Tilting	Price £	
				Folding	
UCT168	1600 x 692 x 725	£419	£535	-	

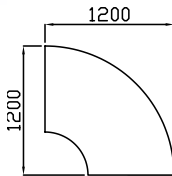


Semi Circular Table

Code	Grain	W x D x H	Stacking	Tilting	Price £	
					Folding	
UCD168	FB or LR	1600 x 800 x 725	£419	£535	-	



90° Radius Table
800mm ends



Code	W x D x H	Stacking	Tilting	Price £	
				Folding	
UCB178	1697 x 917 x 725	£439	£535	-	



Circular Table

Code	W x D x H	Stacking	Tilting	Price £	
				Folding	
UCC12	1200 x 1200 x 725	£433	£556	-	
UCC10	1000 x 1000 x 725	£407	£535	-	

600mm Deep Stacking, Tilting and Folding Leg Tables (supplied with locking brackets)



Rectangular Table

Code	W x D x H	Stacking	Tilting	Price £	
				Folding	
UCR206	2000 x 600 x 725	£452	£541	£452	
UCR186	1800 x 600 x 725	£426	£522	£426	
UCR166	1600 x 600 x 725	£401	£503	£401	
UCR146	1400 x 600 x 725	£375	£483	£375	
UCR126	1200 x 600 x 725	£361	£470	-	
UCR106	1000 x 600 x 725	£349	£452	-	



Trapezoidal Table
600mm ends

Code	W x D x H	Stacking	Tilting	Price £	
				Folding	
UCT126	1200 x 520 x 725	£419	£535	-	

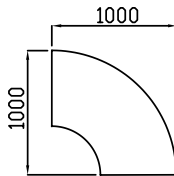


Semi Circular Table

Code	Grain	W x D x H	Stacking	Tilting	Price £	
					Folding	
UCD126	FB or LR	1200 x 600 x 725	£419	£535	-	



90° Radius Table
600mm ends



Code	W x D x H	Stacking	Tilting	Price £	
				Folding	
UCB146	1414 x 717 x 725	£439	£535	-	



Heavy Duty
Conference Stacking
Leg Trolley

Legs not included

Code	Description	Price £	
UCTL	heavy duty stacking leg trolley	£470	
	48 legs 70mm diameter		
	W x D x H - 720 x 720 x 1055		

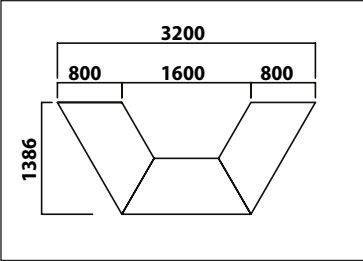
Codes for board finishes:
Walnut (N), Canadian Maple (CM), Japanese Ash (J), Beech (B), Light Oak (LO), Silver (S), Grey (G), White (W), Santiago Cherry (SC), Stone Oak (SO), Black (BL), Anthracite (AN), Verade Oak (VO), Slate (ST), Nebraska Oak (NO), Natural (NA), Nordic (RD), Rustic (R)

Codes for trim finishes:
Black (BL), White (W), Silver (S)

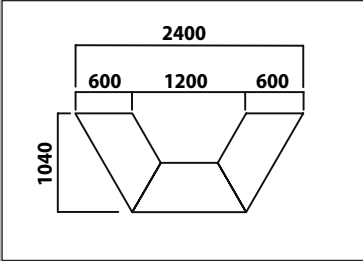
Codes for board finishes:
Walnut (N), Canadian Maple (CM), Japanese Ash (J), Beech (B), Light Oak (LO), Silver (S), Grey (G), White (W), Santiago Cherry (SC), Stone Oak (SO), Black (BL), Anthracite (AN), Verade Oak (VO), Slate (ST), Nebraska Oak (NO), Natural (NA), Nordic (RD), Rustic (R)

Codes for trim finishes:
Black (BL), White (W), Silver (S)

TR16X & TR16XHD
Cluster dimensions



TR126X & TR126XHD
Cluster dimensions



Multi purpose tables



800 Deep
Continuous Steel
Frame Table

25mm square fully welded
frame

		Price £
Code	W x D x H	
CT8X	800 x 800 x 725	£168
CT10X	1000 x 800 x 725	£171
CT12X	1200 x 800 x 725	£177
CT14X	1400 x 800 x 725	£211
CT16X	1600 x 800 x 725	£226
CT18X	1800 x 800 x 725	£255



600 Deep
Continuous Steel
Frame Table

		Price £
Code	W x D x H	
CT66X	600 x 600 x 725	£168
CT86X	800 x 600 x 725	£170
CT106X	1000 x 600 x 725	£171
CT126X	1200 x 600 x 725	£177
CT146X	1400 x 600 x 725	£211
CT166X	1600 x 600 x 725	£226
CT186X	1800 x 600 x 725	£255



Trapezoidal
Continuous Steel
Frame Table

		Price £
Code	W x D x H	Angled edge size
TR126X	1200 x 520 x 725	600mm
TR16X	1600 x 692 x 725	800mm



Semi-Circular
Continuous Steel
Frame Table

		Price £
Code	W x D x H	Grain
SC12XLR	1200 x 600 x 725	LR
SC12XFB	1200 x 600 x 725	FB
SC16XLR	1600 x 800 x 725	LR
SC16XFB	1600 x 800 x 725	FB

Multi Purpose Tables

are supplied on a 25mm square fully
welded frame



Codes for board finishes:
Walnut (N), Canadian Maple (CM), Japanese Ash (J), Beech (B), Light Oak (LO), Silver (S), Grey (G), White (W), Santiago Cherry (SC), Stone Oak (SO), Black (BL), Anthracite (AN), Verade Oak (VO), Slate (ST), Nebraska Oak (NO), Natural (NA), Nordic (RD), Rustic (R)

Codes for trim finishes:
White (W), Silver (S), Black (BL), Grey (G)

Heavy Duty - Multi Purpose Tables



800 Deep Heavy Duty
Continuous Steel
Frame Table

Heavy duty frame on
38mm diameter legs

		Price £
Code	W x D x H	
CT8XHD	800 x 800 x 725	£226
CT10XHD	1000 x 800 x 725	£250
CT12XHD	1200 x 800 x 725	£267
CT14XHD	1400 x 800 x 725	£274
CT16XHD	1600 x 800 x 725	£282
CT18XHD	1800 x 800 x 725	£305



600 Deep Heavy Duty
Continuous Steel
Frame Table

Heavy duty frame on
38mm diameter legs

		Price £
Code	W x D x H	
CT66XHD	600 x 600 x 725	£226
CT86XHD	800 x 600 x 725	£233
CT106XHD	1000 x 600 x 725	£250
CT126XHD	1200 x 600 x 725	£267
CT146XHD	1400 x 600 x 725	£274
CT166XHD	1600 x 600 x 725	£282
CT186XHD	1800 x 600 x 725	£305



Trapezoidal
Heavy Duty
Continuous Steel
Frame Table

Heavy duty frame on
38mm diameter legs

		Price £
Code	W x D x H	Angled edge size
TR126XHD	1200 x 520 x 725	600mm
TR16XHD	1600 x 692 x 725	800mm



Semi-Circular
Heavy Duty
Continuous Steel
Frame Table

Heavy duty frame on
38mm diameter legs

		Price £
Code	W x D x H	Grain
SC12XHDLR	1200 x 600 x 725	LR
SC12XHDFB	1200 x 600 x 725	FB
SC16XHDLR	1600 x 800 x 725	LR
SC16XHDFB	1600 x 800 x 725	FB

Heavy Duty Multi Purpose Tables

are supplied on a 35mm x 15mm frame
with 38mm diameter legs



Codes for board finishes:
Walnut (N), Canadian Maple (CM), Japanese Ash (J), Beech (B), Light Oak (LO), Silver (S), Grey (G), White (W), Santiago Cherry (SC), Stone Oak (SO), Black (BL), Anthracite (AN), Verade Oak (VO), Slate (ST), Nebraska Oak (NO), Natural (NA), Nordic (RD), Rustic (R)

Codes for trim finishes:
White (W), Silver (S), Black (BL), Grey (G)

- Features:
- 50mm x 50mm Post Leg Tables
 - Supplied as ‘knock down’ Components
 - Available with or without Cable Ports
 - Cable Management Accessories
 - Choice of 4 or 6 Leg Tables

Knok - Office, Meeting & Multi Purpose Tables

600mm Deep
Post Leg
Meeting Tables



Price £					
Code	Tops	Legs	W x D x H	No Ports	Ports (-P)
KT66	1	4	600 x 600 x 740	£369	£406
KT86	1	4	800 x 600 x 740	£384	£421
KT106	1	4	1000 x 600 x 740	£399	£436
KT126	1	4	1200 x 600 x 740	£412	£449
KT146	1	4	1400 x 600 x 740	£430	£467
KT166	1	4	1600 x 600 x 740	£452	£489
KT186	1	4	1800 x 600 x 740	£482	£519
KT206	1	4	2000 x 600 x 740	£493	£530
KT226	1	4	2200 x 600 x 740	£636	£673
KT246	1	4	2400 x 600 x 740	£648	£685

800mm Deep
Post Leg
Meeting Tables



Price £					
Code	Tops	Legs	W x D x H	No Ports	Ports (-P)
KT88	1	4	800 x 800 x 740	£403	£440
KT108	1	4	1000 x 800 x 740	£419	£456
KT128	1	4	1200 x 800 x 740	£435	£472
KT148	1	4	1400 x 800 x 740	£453	£490
KT168	1	4	1600 x 800 x 740	£479	£516
KT188	1	4	1800 x 800 x 740	£512	£549
KT208	1	4	2000 x 800 x 740	£525	£562
KT228	1	4	2200 x 800 x 740	£671	£708
KT248	1	4	2400 x 800 x 740	£683	£720

1000mm Deep
Post Leg
Meeting Tables



Price £					
Code	Tops	Legs	W x D x H	No Ports	Ports (-P)
KT1010	1	4	1000 x 1000 x 740	£438	£475
KT1210	1	4	1200 x 1000 x 740	£455	£492
KT1410	1	4	1400 x 1000 x 740	£478	£515
KT1610	1	4	1600 x 1000 x 740	£504	£541
KT1810	1	4	1800 x 1000 x 740	£545	£582
KT2010	1	4	2000 x 1000 x 740	£557	£594
KT2210	1	4	2200 x 1000 x 740	£705	£742
KT2410	1	4	2400 x 1000 x 740	£721	£758
KT2810	2	6	2800 x 1000 x 740	£830	£905
KT3010	2	6	3000 x 1000 x 740	£960	£1035
KT3210	2	6	3200 x 1000 x 740	£1006	£1081
KT3610	2	6	3600 x 1000 x 740	£1044	£1119
KT4010	2	6	4000 x 1000 x 740	£1051	£1126

Codes for board finishes:
Walnut (N), Canadian Maple (CM), Japanese Ash (J), Beech (B), Light Oak (LO), Silver (S), Grey (G), White (W), Santiago Cherry (SC), Stone Oak (SO), Black (BL), Anthracite (AN), Verade Oak (VO), Slate (ST), Nebraska Oak (NO), Natural (NA), Nordic (RD), Rustic (R)

Codes for trim finishes:
White (W), Silver (S), Black (BL)

Knok - Office, Meeting & Multi Purpose Tables

1200mm Deep
Post Leg
Meeting Tables



Price £					
Code	Tops	Legs	W x D x H	No Ports	Ports (-P)
KT1212	1	4	1200 x 1200 x 740	£477	£514
KT1412	1	4	1400 x 1200 x 740	£500	£537
KT1612	1	4	1600 x 1200 x 740	£529	£566
KT1812	1	4	1800 x 1200 x 740	£570	£607
KT2012	1	4	2000 x 1200 x 740	£586	£623
KT2212	1	4	2200 x 1200 x 740	£739	£776
KT2412	1	4	2400 x 1200 x 740	£756	£793
KT2812	2	6	2800 x 1200 x 740	£988	£1025
KT3012	2	6	3000 x 1200 x 740	£1006	£1043
KT3212	2	6	3200 x 1200 x 740	£1054	£1091
KT3612	2	6	3600 x 1200 x 740	£1091	£1128
KT4012	2	6	4000 x 1200 x 740	£1126	£1163

1400mm Deep
Post Leg Meeting Tables



Price £					
Code	Tops	Legs	W x D x H	No Ports	Ports (-P)
KT1414	1	4	1400 x 1400 x 740	£525	£562
KT1614	1	4	1600 x 1400 x 740	£557	£594
KT1814	1	4	1800 x 1400 x 740	£600	£637
KT2014	1	4	2000 x 1400 x 740	£619	£656
KT2214	1	4	2200 x 1400 x 740	£773	£810
KT2414	1	4	2400 x 1400 x 740	£792	£829

1600mm Deep
Post Leg Meeting Tables



Price £					
Code	Tops	Legs	W x D x H	No Ports	Ports (-P)
KT1616	1	4	1600 x 1600 x 740	£588	£625
KT1816	1	4	1800 x 1600 x 740	£636	£673
KT2016	1	4	2000 x 1600 x 740	£659	£696
KT2216	1	4	2200 x 1600 x 740	£793	£830
KT2416	1	4	2400 x 1600 x 740	£836	£873

1800mm Deep
Post Leg Meeting Tables




Price £					
Code	Tops	Legs	W x D x H	No Ports	Ports (-P)
KT1818	1	4	1800 x 1800 x 740	£660	£697


Codes for board finishes:
Walnut (N), Canadian Maple (CM), Japanese Ash (J), Beech (B), Light Oak (LO), Silver (S), Grey (G), White (W), Santiago Cherry (SC), Stone Oak (SO), Black (BL), Anthracite (AN), Verade Oak (VO), Slate (ST), Nebraska Oak (NO), Natural (NA), Nordic (RD), Rustic (R)


Codes for trim finishes:
White (W), Silver (S), Black (BL)

- Features:
- 50mm x 50mm Mobile Post Leg Tables
 - Supplied as ‘knock down’ Components
 - Available with or without Cable Ports
 - Cable Management Accessories

Knok Mobile - Office, Meeting & Multi Purpose Tables

600mm Deep Post Leg MOBILE Meeting Tables	Price £					
	Code	Tops	Legs	W x D x H	No Ports	Ports (-P)
	KTM66	1	4	600 x 600 x 740	£471	£508
	KTM86	1	4	800 x 600 x 740	£486	£523
	KTM106	1	4	1000 x 600 x 740	£501	£538
	KTM126	1	4	1200 x 600 x 740	£514	£551
	KTM146	1	4	1400 x 600 x 740	£532	£569
	KTM166	1	4	1600 x 600 x 740	£554	£591
	KTM186	1	4	1800 x 600 x 740	£584	£621
	KTM206	1	4	2000 x 600 x 740	£595	£632
	KTM226	1	4	2200 x 600 x 740	£738	£775
	KTM246	1	4	2400 x 600 x 740	£750	£787


800mm Deep Post Leg MOBILE Meeting Tables	Price £					
	Code	Tops	Legs	W x D x H	No Ports	Ports (-P)
	KTM88	1	4	800 x 800 x 740	£505	£542
	KTM108	1	4	1000 x 800 x 740	£521	£558
	KTM128	1	4	1200 x 800 x 740	£537	£574
	KTM148	1	4	1400 x 800 x 740	£555	£592
	KTM168	1	4	1600 x 800 x 740	£581	£618
	KTM188	1	4	1800 x 800 x 740	£614	£651
	KTM208	1	4	2000 x 800 x 740	£627	£664
	KTM228	1	4	2200 x 800 x 740	£773	£810
	KTM248	1	4	2400 x 800 x 740	£785	£822


1000mm Deep Post Leg MOBILE Meeting Tables	Price £					
	Code	Tops	Legs	W x D x H	No Ports	Ports (-P)
	KTM1010	1	4	1000 x 1000 x 740	£540	£577
	KTM1210	1	4	1200 x 1000 x 740	£557	£594
	KTM1410	1	4	1400 x 1000 x 740	£580	£617
	KTM1610	1	4	1600 x 1000 x 740	£606	£643
	KTM1810	1	4	1800 x 1000 x 740	£647	£684
	KTM2010	1	4	2000 x 1000 x 740	£659	£696
	KTM2210	1	4	2200 x 1000 x 740	£807	£844
	KTM2410	1	4	2400 x 1000 x 740	£823	£860


Codes for board finishes:
Walnut (N), Canadian Maple (CM), Japanese Ash (J), Beech (B), Light Oak (LO), Silver (S), Grey (G), White (W), Santiago Cherry (SC), Stone Oak (SO), Black (BL), Anthracite (AN), Verade Oak (VO), Slate (ST), Nebraska Oak (NO), Natural (NA), Nordic (RD), Rustic (R)


Codes for trim finishes:
White (W), Silver (S), Black (BL)

Knok Mobile - Office, Meeting & Multi Purpose Tables

1200mm Deep Post Leg MOBILE Meeting Tables	Price £					
	Code	Tops	Legs	W x D x H	No Ports	Ports (-P)
	KTM1212	1	4	1200 x 1200 x 740	£579	£616
	KTM1412	1	4	1400 x 1200 x 740	£602	£639
	KTM1612	1	4	1600 x 1200 x 740	£631	£668
	KTM1812	1	4	1800 x 1200 x 740	£577	£614
	KTM2012	1	4	2000 x 1200 x 740	£688	£725
	KTM2212	1	4	2200 x 1200 x 740	£841	£878
	KTM2412	1	4	2400 x 1200 x 740	£858	£895

1400mm Deep Post Leg MOBILE Meeting Tables	Price £					
	Code	Tops	Legs	W x D x H	No Ports	Ports (-P)
	KTM1414	1	4	1400 x 1400 x 740	£627	£664
	KTM1614	1	4	1600 x 1400 x 740	£659	£696
	KTM1814	1	4	1800 x 1400 x 740	£702	£739
	KTM2014	1	4	2000 x 1400 x 740	£721	£758
	KTM2214	1	4	2200 x 1400 x 740	£875	£912
	KTM2414	1	4	2400 x 1400 x 740	£894	£931

1600mm Deep Post Leg MOBILE Meeting Tables	Price £					
	Code	Tops	Legs	W x D x H	No Ports	Ports (-P)
	KTM1616	1	4	1600 x 1600 x 740	£690	£727
	KTM1816	1	4	1800 x 1600 x 740	£738	£775
	KTM2016	1	4	2000 x 1600 x 740	£761	£798
	KTM2216	1	4	2200 x 1600 x 740	£895	£932
	KTM2416	1	4	2400 x 1600 x 740	£938	£975

1800mm Deep Post Leg MOBILE Meeting Tables	Price £					
	Code	Tops	Legs	W x D x H	No Ports	Ports (-P)
	KTM1818	1	4	1800 x 1800 x 740	£762	£799

Codes for board finishes:
Walnut (N), Canadian Maple (CM), Japanese Ash (J), Beech (B), Light Oak (LO), Silver (S), Grey (G), White (W), Santiago Cherry (SC), Stone Oak (SO), Black (BL), Anthracite (AN), Verade Oak (VO), Slate (ST), Nebraska Oak (NO), Natural (NA), Nordic (RD), Rustic (R)

Codes for trim finishes:
White (W), Silver (S), Black (BL)

Knok - Circular Tables & Cable Management

Static & Mobile Circular Tables



Code	Tops	Legs	W x D x H	Price £	
				No Ports	Ports (-P)
KTC10	1	4	1000 x 1000 x 740	£471	£508
KTC12	1	4	1200 x 1200 x 740	£551	£588
KTC15	1	4	1500 x 1500 x 740	£673	£710
KTC18	1	4	1800 x 1800 x 740	£746	£783
KTMC10	1	4	1000 x 1000 x 740	£533	£570
KTMC12	1	4	1200 x 1200 x 740	£614	£651
KTMC15	1	4	1500 x 1500 x 740	£734	£771
KTMC18	1	4	1800 x 1800 x 740	£809	£846

Cable Trays



Code	Type	Length	Price £
VB-DCT-10	Double	850mm	£90
VB-DCT-12-16	Double	1050mm	£103
VB-DCT-18	Double	1450mm	£136
FL-EDLT-CT-10	Single	850mm	£57
FL-EDLT-CT-12-18	Single	1050mm	£57
FL-EDLT-CT-18	Single	1450mm	£99

Power Tower



Code	Description	Price £
KTPT	Height Settable Power Tower 500mm - 750mm Adjustment	£149



Codes for board finishes:

Walnut (N), Canadian Maple (CM), Japanese Ash (J), Beech (B), Light Oak (LO), Silver (S), Grey (G), White (W), Santiago Cherry (SC), Stone Oak (SO), Black (BL), Anthracite (AN), Verade Oak (VO), Slate (ST), Nebraska Oak (NO), Natural (NA), Nordic (RD), Rustic (R)

Codes for trim finishes:

White (W), Silver (S), Black (BL)

Pillar Base Poseur Tables

Poseur Table



Supplied with base weight

Available in Black, Silver or White

Code	W x D x H	Shape	Price £
POSC1100	600 x 600 x 1100	Circular	£514



Codes for board finishes:

Walnut (N), Canadian Maple (CM), Japanese Ash (J), Beech (B), Light Oak (LO), Silver (S), Grey (G), White (W), Santiago Cherry (SC), Stone Oak (SO), Black (BL), Anthracite (AN), Verade Oak (VO), Slate (ST), Nebraska Oak (NO), Natural (NA), Nordic (RD), Rustic (R)

Laptop Stand



Laptop Stand

Code	W x D x H	Shape	Price £
LTS1	600 x 400 x 675	Trapezoidal	£317

Available in Black, Silver or White

Codes for board finishes:
Walnut (N), Canadian Maple (CM), Japanese Ash (J), Beech (B), Light Oak (LO), Silver (S), Grey (G), White (W), Santiago Cherry (SC), Stone Oak (SO), Black (BL), Anthracite (AN), Verade Oak (VO), Slate (ST), Nebraska Oak (NO), Natural (NA), Nordic (RD), Rustic (R)

Codes for trim finishes:
White (W), Silver (S), Black (BL)

Reception Tables

Steel Frame Tapered Leg Circular Pillar Base Square Pillar Base



Trim colours available:
Silver, White, Black or Grey



Available in Satin Silver only



Trim colours available:
Silver, White or Black



Trim colours available:
Silver, White or Black



Code	W x D x H	-F	-V	-T	-SQ
RTC60X	600 x 600 x 407	£172	£374	£368	£368
RT6060X	600 x 600 x 407	£130	£332	£334	£334
RT8080X	800 x 800 x 407	£142	£360	£327	£327
RT8045X	800 x 450 x 407	£130	£332	-	-
RT1050X	1000 x 500 x 407	£149	£386	-	-
RT8060X	800 x 600 x 407	£140	£368	-	-
RT1280X	1200 x 800 x 407	£162	£421	-	-

For Matrix Reception Tables
See page 152



For Evolve Reception Tables
See pages 188, 189, 204 & 205



For Receptiv Reception Tables
See page 266



Codes for board finishes:
Walnut (N), Canadian Maple (CM), Japanese Ash (J), Beech (B), Light Oak (LO), Silver (S), Grey (G), White (W), Santiago Cherry (SC), Stone Oak (SO), Black (BL), Anthracite (AN), Verade Oak (VO), Slate (ST), Nebraska Oak (NO), Natural (NA), Nordic (RD), Rustic (R)

Codes for trim finishes:
White (W), Silver (S), Black (BL)

Manufacturer	Band - A	Band - B	Band - C	Band - D
Camira	Advantage	Xtreme	Aquarius	Track
	Phoenix	Urban	Blazer	Oceanic
	Era	Main Line Plus	Halcyon	Yoredale
	Citadel	X2	Main Line Flax	Craggon Flax
	Target	Rivet	Synergy	Deca
		Vita	Aspect	Sumi & Kyoto
		Gravity	Chateau	
		Sprint	Quest	
Chieftain			Just Colour	
			Lionella	
			Trimcell	

Fully Upholstered
Seat Pad
for Bench Seat

Supplied with velcro
fixing strips



Code	W x D x H	Band A	Band B	Band C	Band D
NBS4535	450 x 350 x 60	£175	£183	£208	£221
NBS10	1000 x 350 x 60	£211	£217	£246	£262
NBS12	1200 x 350 x 60	£225	£230	£257	£283
NBS14	1400 x 350 x 60	£246	£251	£279	£305
NBS16	1600 x 350 x 60	£259	£266	£299	£335
NBS18	1800 x 350 x 60	£273	£279	£313	£350

Panel End Breakout Benches - Poseur & Dining Height



Panel End Breakout Benches - Poseur & Dining Height



Bench Seat

Please order bench seat 200mm
shorter than the table

Available in 1 colour or with
a contrasting modesty panel
colour. Please specify when
ordering.

Code	W x D x H	Type	Price £
NBPS1041	1000 x 350 x 410	Panel End	£341
NBPS1241	1200 x 350 x 410	Panel End	£346
NBPS1441	1400 x 350 x 410	Panel End	£369
NBPS1641	1600 x 350 x 410	Panel End	£377
NBPS1841	1800 x 350 x 410	Panel End	£392



740mm High
800mm Deep
Panel End Table

(with single central modesty panel)

Available in 1 colour or with
a contrasting modesty panel
colour. Please specify when
ordering.

Code	W x D x H	Type	Price £
NPT12874	1200 x 800 x 740	Panel End	£439
NPT14874	1400 x 800 x 740	Panel End	£448
NPT16874	1600 x 800 x 740	Panel End	£473
NPT18874	1800 x 800 x 740	Panel End	£499
NPT20874	2000 x 800 x 740	Panel End	£576



1100mm High
800mm Deep
Panel End Table

(with double central modesty panels)

Available in 1 colour or with
a contrasting modesty panel
colour. Please specify when
ordering.

Code	W x D x H	Type	Price £
NPT12811	1200 x 800 x 1100	Panel End	£577
NPT14811	1400 x 800 x 1100	Panel End	£624
NPT16811	1600 x 800 x 1100	Panel End	£654
NPT18811	1800 x 800 x 1100	Panel End	£683
NPT20811	2000 x 800 x 1100	Panel End	£714



1100mm High
700mm Deep
Panel End Table

(with double central modesty panels)

Available in 1 colour or with
a contrasting modesty panel
colour. Please specify when
ordering.

Code	W x D x H	Type	Price £
NPT12711	1200 x 700 x 1100	Panel End	£500
NPT14711	1400 x 700 x 1100	Panel End	£579
NPT16711	1600 x 700 x 1100	Panel End	£626
NPT18711	1800 x 700 x 1100	Panel End	£654
NPT20711	2000 x 700 x 1100	Panel End	£685



1100mm High
600mm Deep
Panel End Workstation

(with single offset modesty panel)

Available in 1 colour or with
a contrasting modesty panel
colour. Please specify when
ordering.

Code	W x D x H	Type	Price £
NPT12611	1200 x 600 x 1100	Panel End	£438
NPT14611	1400 x 600 x 1100	Panel End	£446
NPT16611	1600 x 600 x 1100	Panel End	£470
NPT18611	1800 x 600 x 1100	Panel End	£479
NPT20611	2000 x 600 x 1100	Panel End	£573

Codes for board finishes:

Walnut (N), Canadian Maple (CM), Japanese Ash (J), Beech (B), Light Oak (LO), Silver (S), Grey (G), White (W), Santiago Cherry (SC), Stone Oak (SO), Black (BL), Anthracite (AN), Verade Oak (VO), Slate (ST), Nebraska Oak (NO), Natural (NA), Nordic (RD), Rustic (R)

Codes for board finishes:

Walnut (N), Canadian Maple (CM), Japanese Ash (J), Beech (B), Light Oak (LO), Silver (S), Grey (G), White (W), Santiago Cherry (SC), Stone Oak (SO), Black (BL), Anthracite (AN), Verade Oak (VO), Slate (ST), Nebraska Oak (NO), Natural (NA), Nordic (RD), Rustic (R)

Manufacturer	Band - A	Band - B	Band - C	Band - D
Camira	Advantage	Xtreme	Aquarius	Track
	Phoenix	Urban	Blazer	Oceanic
	Era	Main Line Plus	Halcyon	Yoredale
	Citadel	X2	Main Line Flax	Craggon Flax
	Target	Rivet	Synergy	Deca
		Vita	Aspect	Sumi & Kyoto
		Gravity	Chateau	
		Sprint	Quest	
Chieftain			Just Colour	
			Lionella	
			Trimcell	

Fully Upholstered
Seat Pad
for Bench Seat

Supplied with velcro
fixing strips



Code	W x D x H	Band A	Band B	Band C	Band D
NBS4535	450 x 350 x 60	£175	£183	£208	£221
NBS10	1000 x 350 x 60	£211	£217	£246	£262
NBS12	1200 x 350 x 60	£225	£230	£257	£283
NBS14	1400 x 350 x 60	£246	£251	£279	£305
NBS16	1600 x 350 x 60	£259	£266	£299	£335
NBS18	1800 x 350 x 60	£273	£279	£313	£350

Hoop Leg Breakout Benches - Poseur & Desk Height



Hoop Leg
Bench Seat

Please order bench seat 200mm
shorter than the table

Code	W x D x H	Type	Price £
NBHS1041	1000 x 350 x 410	Hoop Leg	£389
NBHS1241	1200 x 350 x 410	Hoop Leg	£399
NBHS1441	1400 x 350 x 410	Hoop Leg	£423
NBHS1641	1600 x 350 x 410	Hoop Leg	£426
NBHS1841	1800 x 350 x 410	Hoop Leg	£454



740mm High
Hoop Leg
Bench Table

Code	W x D x H	Type	Price £
NHT12874	1200 x 800 x 740	Hoop Leg	£529
NHT14874	1400 x 800 x 740	Hoop Leg	£539
NHT16874	1600 x 800 x 740	Hoop Leg	£545
NHT18874	1800 x 800 x 740	Hoop Leg	£574
NHT20874	2000 x 800 x 740	Hoop Leg	£651



740mm High
Hoop Leg Extension
Bench Table

Code	W x D x H	Type	Price £
NHT12874E	1200 x 800 x 740	Hoop Leg	£411
NHT14874E	1400 x 800 x 740	Hoop Leg	£422
NHT16874E	1600 x 800 x 740	Hoop Leg	£427
NHT18874E	1800 x 800 x 740	Hoop Leg	£456
NHT20874E	2000 x 800 x 740	Hoop Leg	£528



1100mm High
Hoop Leg
Poseur Table

Code	W x D x H	Type	Price £
NHT12711	1200 x 700 x 1100	Hoop Leg	£579
NHT14711	1400 x 700 x 1100	Hoop Leg	£606
NHT16711	1600 x 700 x 1100	Hoop Leg	£610
NHT18711	1800 x 700 x 1100	Hoop Leg	£641
NHT20711	2000 x 700 x 1100	Hoop Leg	£715



1100mm High
Hoop Leg Extension
Poseur Table

Code	W x D x H	Type	Price £
NHT12711E	1200 x 700 x 1100	Hoop Leg	£479
NHT14711E	1400 x 700 x 1100	Hoop Leg	£504
NHT16711E	1600 x 700 x 1100	Hoop Leg	£510
NHT18711E	1800 x 700 x 1100	Hoop Leg	£538
NHT20711E	2000 x 700 x 1100	Hoop Leg	£608

Poseur Height



Codes for board finishes:

Walnut (N), Canadian Maple (CM), Japanese Ash (J), Beech (B), Light Oak (LO), Silver (S), Grey (G), White (W), Santiago Cherry (SC), Stone Oak (SO), Black (BL), Anthracite (AN), Verade Oak (VO), Slate (ST), Nebraska Oak (NO), Natural (NA), Nordic (RD), Rustic (R)

Codes for trim finishes:

White (W), Silver (S), Black (BL)

Codes for board finishes:

Walnut (N), Canadian Maple (CM), Japanese Ash (J), Beech (B), Light Oak (LO), Silver (S), Grey (G), White (W), Santiago Cherry (SC), Stone Oak (SO), Black (BL), Anthracite (AN), Verade Oak (VO), Slate (ST), Nebraska Oak (NO), Natural (NA), Nordic (RD), Rustic (R)

Codes for trim finishes:

White (W), Silver (S), Black (BL)

4 Star Base




Choice of 2 Laminate Tops:

Breakout Tables are available with a 25mm Laminate top. Choose between a White or Black finish. Please Specify finish when ordering by adding -LW (White) or -LB (Black) to the product code.

White Laminate (-LW)



Black Laminate (-LB)



Choice of 2 Solid Ash Tops:

Breakout Tables are available with a 25mm Solid Ash top. Choose between an Oak or Dark Walnut stain finish. Please Specify finish when ordering by adding -AO (Oak) or -AW (Walnut) to the product code.

Ash - Oak Finish (-AO)



Ash - Walnut Finish (-AW)



Circular & Square Breakout Tables with 4 Star Base

Reception Height
455mm High
Tables

Laminate Tops:
WHITE add -LW
BLACK add -LB

Solid Ash Tops:
WALNUT add -AW
OAK add -AO

						Price £
Code	Top Shape	W x D x H	MFC	LAM	ASH	
CIRC6X-RX	Circular	600 x 600 x 455	£259	£294	£354	
CIRC7X-RX	Circular	700 x 700 x 455	£264	£358	£409	
CIRC8X-RX	Circular	800 x 800 x 455	£269	£383	£464	
CIRC9X-RX	Circular	900 x 900 x 455	£324	n/a	n/a	
CIRC10X-RX	Circular	1000 x 1000 x 455	£332	n/a	n/a	
SQ6X-RX	Square	600 x 600 x 455	£259	£284	£349	
SQ7X-RX	Square	700 x 700 x 455	£264	£339	£402	
SQ8X-RX	Square	800 x 800 x 455	£317	£390	£479	
SQ9X-RX	Square	900 x 900 x 455	£324	n/a	n/a	

Lounge Height
575mm High
Tables

Laminate Tops:
WHITE add -LW
BLACK add -LB

Solid Ash Tops:
WALNUT add -AW
OAK add -AO

						Price £
Code	Top Shape	W x D x H	MFC	LAM	ASH	
CIRC6X-LX	Circular	600 x 600 x 575	£265	£300	£360	
CIRC7X-LX	Circular	700 x 700 x 575	£270	£364	£415	
CIRC8X-LX	Circular	800 x 800 x 575	£275	£389	£470	
CIRC9X-LX	Circular	900 x 900 x 575	£325	n/a	n/a	
CIRC10X-LX	Circular	1000 x 1000 x 575	£333	n/a	n/a	
SQ6X-LX	Square	600 x 600 x 575	£290	£355	£314	
SQ7X-LX	Square	700 x 700 x 575	£345	£408	£366	
SQ8X-LX	Square	800 x 800 x 575	£392	£480	£445	
SQ9X-LX	Square	900 x 900 x 575	£325	n/a	n/a	

Dining Height
745mm High
Tables

Laminate Tops:
WHITE add -LW
BLACK add -LB

Solid Ash Tops:
WALNUT add -AW
OAK add -AO

						Price £
Code	Top Shape	W x D x H	MFC	LAM	ASH	
CIRC6X-DX	Circular	600 x 600 x 745	£262	£297	£357	
CIRC7X-DX	Circular	700 x 700 x 745	£267	£360	£412	
CIRC8X-DX	Circular	800 x 800 x 745	£272	£385	£467	
CIRC9X-DX	Circular	900 x 900 x 745	£324	n/a	n/a	
CIRC10X-DX	Circular	1000 x 1000 x 745	£332	n/a	n/a	
CIRC11X-DX	Circular	1100 x 1100 x 745	£364	n/a	n/a	
CIRC12X-DX	Circular	1200 x 1200 x 745	£372	n/a	n/a	
SQ6X-DX	Square	600 x 600 x 745	£262	£287	£352	
SQ7X-DX	Square	700 x 700 x 745	£267	£342	£404	
SQ8X-DX	Square	800 x 800 x 745	£317	£390	£479	
SQ9X-DX	Square	900 x 900 x 745	£324	n/a	n/a	
SQ10X-DX	Square	1000 x 1000 x 745	£354	n/a	n/a	

Codes for board finishes:

Walnut (N), Canadian Maple (CM), Japanese Ash (J), Beech (B), Light Oak (LO), Silver (S), Grey (G), White (W), Santiago Cherry (SC), Stone Oak (SO), Black (BL), Anthracite (AN), Verade Oak (VO), Slate (ST), Nebraska Oak (NO), Natural (NA), Nordic (RD), Rustic (R)

Codes for trim finishes:

Black Trim Only

Circular & Square Breakout Tables with 4 Star Base

Poseur Height
1105mm High
Tables

Laminate Tops:
WHITE add -LW
BLACK add -LB

Solid Ash Tops:
WALNUT add -AW
OAK add -AO

						Price £
Code	Top Shape	W x D x H	MFC	LAM	ASH	
CIRC6X-PX	Circular	600 x 600 x 1105	£274	£322	£382	
SQ6X-PX	Square	600 x 600 x 1105	£274	£312	£377	



Codes for board finishes:

Walnut (N), Canadian Maple (CM), Japanese Ash (J), Beech (B), Light Oak (LO), Silver (S), Grey (G), White (W), Santiago Cherry (SC), Stone Oak (SO), Black (BL), Anthracite (AN), Verade Oak (VO), Slate (ST), Nebraska Oak (NO), Natural (NA), Nordic (RD), Rustic (R)

Codes for trim finishes:

Black Trim Only

Profile Square Base




Choice of 2 Laminate Tops:

Breakout Tables are available with a 25mm Laminate top. Choose between a White or Black finish. Please Specify finish when ordering by adding -LW (White) or -LB (Black) to the product code.

White Laminate (-LW)



Black Laminate (-LB)



Choice of 2 Solid Ash Tops:

Breakout Tables are available with a 25mm Solid Ash top. Choose between an Oak or Dark Walnut stain finish. Please Specify finish when ordering by adding -AO (Oak) or -AW (Walnut) to the product code.

Ash - Oak Finish (-AO)



Ash - Walnut Finish (-AW)



Circular & Square Breakout Tables with Square Upright and Base

Reception Height 455mm High Tables



Laminate Tops:
WHITE add -LW
BLACK add -LB

Solid Ash Tops:
WALNUT add -AW
OAK add -AO

Price £					
Code	Top Shape	W x D x H	MFC	LAM	ASH
CIRC6X-RP	Circular	600 x 600 x 455	£305	£340	£400
CIRC7X-RP	Circular	700 x 700 x 455	£310	£404	£455
CIRC8X-RP	Circular	800 x 800 x 455	£315	£429	£510
CIRC9X-RP	Circular	900 x 900 x 455	£402	n/a	n/a
CIRC10X-RP	Circular	1000 x 1000 x 455	£409	n/a	n/a
SQ6X-RP	Square	600 x 600 x 455	£305	£330	£395
SQ7X-RP	Square	700 x 700 x 455	£310	£385	£448
SQ8X-RP	Square	800 x 800 x 455	£394	£468	£557
SQ9X-RP	Square	900 x 900 x 455	£402	n/a	n/a

Lounge Height 575mm High Tables



Laminate Tops:
WHITE add -LW
BLACK add -LB

Solid Ash Tops:
WALNUT add -AW
OAK add -AO

Price £					
Code	Top Shape	W x D x H	MFC	LAM	ASH
CIRC6X-LP	Circular	600 x 600 x 575	£313	£348	£408
CIRC7X-LP	Circular	700 x 700 x 575	£318	£412	£463
CIRC8X-LP	Circular	800 x 800 x 575	£323	£437	£518
CIRC9X-LP	Circular	900 x 900 x 575	£409	n/a	n/a
CIRC10X-LP	Circular	1000 x 1000 x 575	£417	n/a	n/a
SQ6X-LP	Square	600 x 600 x 575	£313	£338	£403
SQ7X-LP	Square	700 x 700 x 575	£318	£393	£455
SQ8X-LP	Square	800 x 800 x 575	£402	£475	£564
SQ9X-LP	Square	900 x 900 x 575	£409	n/a	n/a

Dining Height 745mm High Tables



Laminate Tops:
WHITE add -LW
BLACK add -LB

Solid Ash Tops:
WALNUT add -AW
OAK add -AO

Price £					
Code	Top Shape	W x D x H	MFC	LAM	ASH
CIRC6X-DP	Circular	600 x 600 x 745	£305	£340	£400
CIRC7X-DP	Circular	700 x 700 x 745	£310	£404	£455
CIRC8X-DP	Circular	800 x 800 x 745	£340	£429	£510
CIRC9X-DP	Circular	900 x 900 x 745	£423	n/a	n/a
CIRC10X-DP	Circular	1000 x 1000 x 745	£430	n/a	n/a
SQ6X-DP	Square	600 x 600 x 745	£330	£330	£395
SQ7X-DP	Square	700 x 700 x 745	£310	£385	£448
SQ8X-DP	Square	800 x 800 x 745	£415	£489	£578
SQ9X-DP	Square	900 x 900 x 745	£423	n/a	n/a

Circular & Square Breakout Tables with Square Upright and Base

Poseur Height 1105mm High Tables



Laminate Tops:
WHITE add -LW
BLACK add -LB

Solid Ash Tops:
WALNUT add -AW
OAK add -AO

Price £					
Code	Top Shape	W x D x H	MFC	LAM	ASH
CIRC6X-PP	Circular	600 x 600 x 1105	£354	£377	£437
SQ6X-PP	Square	600 x 600 x 1105	£354	£367	£432



Codes for board finishes:

Walnut (N), Canadian Maple (CM), Japanese Ash (J), Beech (B), Light Oak (LO), Silver (S), Grey (G), White (W), Santiago Cherry (SC), Stone Oak (SO), Black (BL), Anthracite (AN), Verade Oak (VO), Slate (ST), Nebraska Oak (NO), Natural (NA), Nordic (RD), Rustic (R)

Codes for trim finishes:

Black Trim Only

Codes for trim finishes:

Black Trim Only

Stepped Circular Base



Stepped Square Base




Choice of 2 Laminate Tops:

Breakout Tables are available with a 25mm Laminate top. Choose between a White or Black finish. Please Specify finish when ordering by adding -LW (White) or -LB (Black) to the product code.

White Laminate (-LW)



Black Laminate (-LB)



Choice of 2 Solid Ash Tops:

Breakout Tables are available with a 25mm Solid Ash top. Choose between an Oak or Dark Walnut stain finish. Please Specify finish when ordering by adding -AO (Oak) or -AW (Walnut) to the product code.

Ash - Oak Finish (-AO)



Ash - Walnut Finish (-AW)



Circular & Square Breakout Tables

Stepped Round Dining Height 745mm High Tables



Laminate Tops:
WHITE add -LW
BLACK add -LB

Solid Ash Tops:
WALNUT add -AW
OAK add -AO

Price £					
Code	Top Shape	W x D x H	MFC	LAM	ASH
CIRC7X-DSR	Circular	700 x 700 x 745	£337	£405	£449
CIRC8X-DSR	Circular	800 x 800 x 745	£342	£430	£504
SQ7X-DSR	Square	700 x 700 x 745	£337	£387	£449

Stepped Round Poseur Height 1105mm High Tables



Laminate Tops:
WHITE add -LW
BLACK add -LB

Solid Ash Tops:
WALNUT add -AW
OAK add -AO

Price £					
Code	Top Shape	W x D x H	MFC	LAM	ASH
CIRC6X-PSR	Circular	600 x 600 x 1105	£350	£373	£433
SQ6X-PSR	Square	600 x 600 x 1105	£350	£363	£428

Stepped Square Dining Height 745mm High Tables



Laminate Tops:
WHITE add -LW
BLACK add -LB

Solid Ash Tops:
WALNUT add -AW
OAK add -AO

Price £					
Code	Top Shape	W x D x H	MFC	LAM	ASH
CIRC7X-DSQ	Circular	700 x 700 x 745	£335	£404	£448
CIRC8X-DSQ	Circular	800 x 800 x 745	£340	£429	£503
SQ7X-DSQ	Square	700 x 700 x 745	£335	£385	£448

Stepped Square Poseur Height 1105mm High Tables



Laminate Tops:
WHITE add -LW
BLACK add -LB

Solid Ash Tops:
WALNUT add -AW
OAK add -AO

Price £					
Code	Top Shape	W x D x H	MFC	LAM	ASH
CIRC6X-PSQ	Circular	600 x 600 x 1105	£353	£375	£435
SQ6X-PSQ	Square	600 x 600 x 1105	£353	£365	£430

Codes for board finishes:

Walnut (N), Canadian Maple (CM), Japanese Ash (J), Beech (B), Light Oak (LO), Silver (S), Grey (G), White (W), Santiago Cherry (SC), Stone Oak (SO), Black (BL), Anthracite (AN), Verade Oak (VO), Slate (ST), Nebraska Oak (NO), Natural (NA), Nordic (RD), Rustic (R)

Codes for trim finishes:

Black Trim Only

Circular & Square Breakout Tables



Codes for board finishes:

Walnut (N), Canadian Maple (CM), Japanese Ash (J), Beech (B), Light Oak (LO), Silver (S), Grey (G), White (W), Santiago Cherry (SC), Stone Oak (SO), Black (BL), Anthracite (AN), Verade Oak (VO), Slate (ST), Nebraska Oak (NO), Natural (NA), Nordic (RD), Rustic (R)

Codes for trim finishes:

Black Trim Only

A modern dining room interior featuring a long white table with black chairs. The table has a white top and black legs. The chairs are black with light-colored wooden legs. Several pendant lights hang from the ceiling. Large windows on the right side of the room provide natural light. The floor is made of light-colored wood. There are small potted plants on the table and on the floor. The overall style is minimalist and contemporary.

LARA Laminate 750mm High Tables



Code	W x D x H	Price £
LDT88	800 x 800 x 750	£429

White Laminate Top
Black Polypropylene Frame
Natural Beech Legs

LARA
Polypropylene
Side Chair



			Price £
Code	Shell Colour	Description	
LAR01-BL	Black	Polypropylene shell with beech legs	£204
LAR01-G	Grey	Polypropylene shell with beech legs	£204
LAR01-W	White	Polypropylene shell with beech legs	£204
Width x Depth x Height - 430 x 480 x 750mm		Seat Height - 450mm	



Black



Grey RAL7037



White

Aspect Tables



Contents

Bench Seats & Static Frame Tables

Bench Seats & 800mm Deep	PAGE 177
1000mm Deep	PAGE 179
1200mm Deep	PAGES 180-181

Mobile Frame Tables

800mm Deep	PAGE 182
1000mm Deep	PAGE 184

Overhead Frame Tables

1000mm Deep	PAGE 187
1200mm Deep	PAGE 189

Accessories	PAGE 190
-------------	----------



Frame Finishes




BAND 1 Frame Finishes



RAL9017
Black
Smooth Satin
30% Gloss



RAL9006
Silver
Smooth Satin
30% Gloss



RAL9016
White
Smooth Satin
30% Gloss

Aspect Tables are available from 2 frame finish bands.

Band 1 finishes are standard colour options across all Imperial product ranges.

Band 2 finishes are available on all Aspect Tables and subject to a **£85 nett** surcharge **per order**.

Please add **SURCHARGE-AT** as a line item to your Purchase Order for each Band 2 frame finish.

The £85 surcharge is applied to each Band 2 frame finish per order.

Band 2 finishes are subject to a 4 week leadtime.

BAND 2 Frame Finishes (Band 2 product codes have a suffix of .B2. Please specify frame finish when ordering)



RAL5001
Green Blue
Smooth Matt



RAL7030
Stone Grey
Smooth Matt



RAL3022
Salmon Pink
Smooth Matt



RAL6013
Reed Green
Smooth Matt



RAL6021
Pale Green
Smooth Matt



RAL1005
Honey Yellow
Smooth Matt



RAL7016
Anthracite
Textured Satin
30% Gloss



CLEAR
Clear Coat
Smooth Satin
30% Gloss

Aspect Tables are priced in accordance with minimum order quantities and stocking availability. For orders of 5 tables or more in a Band 2 finish please refer to the Band 1 price. The £85 nett surcharge per Band 2 finish would still apply.

Codes for board finishes:

Walnut (N), Canadian Maple (CM), Japanese Ash (J), Beech (B), Light Oak (LO), Silver (S), Grey (G), White (W), Santiago Cherry (SC), Stone Oak (SO), Black (BL), Anthracite (AN), Verade Oak (VO), Slate (ST), Nebraska Oak (NO), Natural (NA), Nordic (RD), Rustic (R)

Band 1 frame finishes: White (W), Silver (S), Black (BL)

Band 2 frame finishes (.B2): Green Blue (RAL5001), Reed Green (RAL6013), Pale Green (RAL6021), Honey Yellow (RAL1005), Salmon Pink (RAL3022), Stone Grey (RAL7030), Anthracite (RAL7016), Clear Coat (CLEAR)

Manufacturer	Band - A	Band - B	Band - C	Band - D
Camira	Advantage	Xtreme	Aquarius	Track
	Phoenix	Urban	Blazer	Oceanic
	Era	Main Line Plus	Halcyon	Yoredale
	Citadel	X2	Main Line Flax	Craggon Flax
	Target	Rivet	Synergy	Deca
		Vita	Aspect	Sumi & Kyoto
		Gravity	Chateau	
		Sprint	Quest	
Chieftain			Just Colour	
			Lionella	
			Trimcell	

Fully Upholstered
Seat Pad
for Bench Seat

Supplied with velcro
fixing strips



Code	W x D x H	Band A	Band B	Band C	Band D
NBS4535	450 x 350 x 60	£175	£183	£208	£221
NBS10	1000 x 350 x 60	£211	£217	£246	£262
NBS12	1200 x 350 x 60	£225	£230	£257	£283
NBS14	1400 x 350 x 60	£246	£251	£279	£305
NBS16	1600 x 350 x 60	£259	£266	£299	£335
NBS18	1800 x 350 x 60	£273	£279	£313	£350

Aspect Static Tables - Dining Height



800mm DEEP - Aspect Static Tables - Dining & Poseur Height



Bench Seat

Please order bench seat 200mm
shorter than the table

Price £			
Code	W x D x H	Band 1	Band 2
ATB1041	1000 x 350 x 410	£393	£552
ATB1241	1200 x 350 x 410	£405	£571
ATB1441	1400 x 350 x 410	£421	£587
ATB1641	1600 x 350 x 410	£438	£616
ATB1841	1800 x 350 x 410	£455	£634



740mm High
800mm Deep
A Frame Table

Price £			
Code	W x D x H	Band 1	Band 2
AT10874	1000 x 800 x 740	£550	£781
AT12874	1200 x 800 x 740	£558	£797
AT14874	1400 x 800 x 740	£577	£816
AT16874	1600 x 800 x 740	£598	£848
AT18874	1800 x 800 x 740	£617	£868



740mm High
800mm Deep
A Frame
Extension Table

Price £			
Code	W x D x H	Band 1	Band 2
AT10874E	1000 x 800 x 740	£460	£614
AT12874E	1200 x 800 x 740	£468	£630
AT14874E	1400 x 800 x 740	£487	£649
AT16874E	1600 x 800 x 740	£507	£681
AT18874E	1800 x 800 x 740	£527	£701



1100mm High
800mm Deep
A Frame Table

Price £			
Code	W x D x H	Band 1	Band 2
AT10811	1000 x 800 x 1100	£604	£871
AT12811	1200 x 800 x 1100	£612	£886
AT14811	1400 x 800 x 1100	£631	£905
AT16811	1600 x 800 x 1100	£652	£937
AT18811	1800 x 800 x 1100	£671	£958



1100mm High
800mm Deep
A Frame
Extension Table

Price £			
Code	W x D x H	Band 1	Band 2
AT10811E	1000 x 800 x 1100	£509	£695
AT12811E	1200 x 800 x 1100	£517	£710
AT14811E	1400 x 800 x 1100	£536	£729
AT16811E	1600 x 800 x 1100	£556	£761
AT18811E	1800 x 800 x 1100	£576	£782

Codes for board finishes:

Walnut (N), Canadian Maple (CM), Japanese Ash (J), Beech (B), Light Oak (LO), Silver (S), Grey (G), White (W), Santiago Cherry (SC), Stone Oak (SO), Black (BL), Anthracite (AN), Verade Oak (VO), Slate (ST), Nebraska Oak (NO), Natural (NA), Nordic (RD), Rustic (R)





Band 1 frame finishes: White (W), Silver (S), Black (BL)

Band 2 frame finishes (B2): Green Blue (RAL5001), Reed Green (RAL6013), Pale Green (RAL6021), Honey Yellow (RAL1005), Salmon Pink (RAL3022), Stone Grey (RAL7030), Anthracite (RAL7016), Clear Coat (CLEAR)

1000mm DEEP - Aspect Static Tables - Dining & Poseur Height



1000mm DEEP - Aspect Static Tables - Dining & Poseur Height

	740mm High 1000mm Deep A Frame Table			
	Price £			
	Code	W x D x H	Band 1	Band 2
	AT101074	1000 x 1000 x 740	£750	£998
	AT121074	1200 x 1000 x 740	£758	£1014
	AT141074	1400 x 1000 x 740	£789	£1044
	740mm High 1000mm Deep A Frame Extension Table			
	Price £			
	Code	W x D x H	Band 1	Band 2
	AT101074E	1000 x 1000 x 740	£628	£773
	AT121074E	1200 x 1000 x 740	£637	£788
	AT141074E	1400 x 1000 x 740	£667	£819
	1100mm High 1000mm Deep A Frame Table			
	Price £			
	Code	W x D x H	Band 1	Band 2
	AT101011	1000 x 1000 x 1100	£792	£1076
	AT121011	1200 x 1000 x 1100	£800	£1092
	AT141011	1400 x 1000 x 1100	£831	£1122
	1100mm High 1000mm Deep A Frame Extension Table			
	Price £			
	Code	W x D x H	Band 1	Band 2
	AT101011E	1000 x 1000 x 1100	£677	£864
	AT121011E	1200 x 1000 x 1100	£686	£880
	AT141011E	1400 x 1000 x 1100	£716	£910

Codes for board finishes:
Walnut (N), Canadian Maple (CM), Japanese Ash (J), Beech (B), Light Oak (LO), Silver (S), Grey (G), White (W), Santiago Cherry (SC), Stone Oak (SO), Black (BL), Anthracite (AN), Verade Oak (VO), Slate (ST), Nebraska Oak (NO), Natural (NA), Nordic (RD), Rustic (R)

Band 1 frame finishes: White (W), Silver (S), Black (BL)
Band 2 frame finishes (.B2): Green Blue (RAL5001), Reed Green (RAL6013), Pale Green (RAL6021) Honey Yellow (RAL1005), Salmon Pink (RAL3022), Stone Grey (RAL7030) Anthracite (RAL7016), Clear Coat (CLEAR)

1200mm DEEP - Aspect Static Tables - Dining Height



Static
740mm High
1200mm Deep
A Frame Table

Code	W x D x H	Price £	
		Band 1	Band 2
AT101274	1000 x 1200 x 740	£808	£1056
AT121274	1200 x 1200 x 740	£816	£1071
AT141274	1400 x 1200 x 740	£851	£1107
AT161274	1600 x 1200 x 740	£900	£1168
AT181274	1800 x 1200 x 740	£933	£1202



Static
740mm High
1200mm Deep
A Frame
Extension Table

Code	W x D x H	Price £	
		Band 1	Band 2
AT101274E	1000 x 1200 x 740	£686	£830
AT121274E	1200 x 1200 x 740	£694	£846
AT141274E	1400 x 1200 x 740	£729	£881
AT161274E	1600 x 1200 x 740	£778	£942
AT181274E	1800 x 1200 x 740	£812	£976

1200mm DEEP - Aspect Static Tables - Poseur Height



Static
1100mm High
1200mm Deep
A Frame Table

Code	W x D x H	Price £	
		Band 1	Band 2
AT101211	1000 x 1200 x 1100	£850	£1134
AT121211	1200 x 1200 x 1100	£858	£1149
AT141211	1400 x 1200 x 1100	£893	£1185
AT161211	1600 x 1200 x 1100	£942	£1245
AT181211	1800 x 1200 x 1100	£975	£1279



Static
1100mm High
1200mm Deep
A Frame
Extension Table

Code	W x D x H	Price £	
		Band 1	Band 2
AT101211E	1000 x 1200 x 1100	£735	£922
AT121211E	1200 x 1200 x 1100	£743	£937
AT141211E	1400 x 1200 x 1100	£779	£973
AT161211E	1600 x 1200 x 1100	£827	£1033
AT181211E	1800 x 1200 x 1100	£861	£1067



Codes for board finishes:
Walnut (N), Canadian Maple (CM), Japanese Ash (J), Beech (B), Light Oak (LO), Silver (S), Grey (G), White (W), Santiago Cherry (SC), Stone Oak (SO), Black (BL), Anthracite (AN), Verade Oak (VO), Slate (ST), Nebraska Oak (NO), Natural (NA), Nordic (RD), Rustic (R)



Band 1 frame finishes: White (W), Silver (S), Black (BL)
Band 2 frame finishes (.B2): Green Blue (RAL5001), Reed Green (RAL6013), Pale Green (RAL6021), Honey Yellow (RAL1005), Salmon Pink (RAL3022), Stone Grey (RAL7030), Anthracite (RAL7016), Clear Coat (CLEAR)

800mm DEEP - Aspect Mobile Tables - Dining & Poseur Height



**Mobile
740mm High
800mm Deep
A Frame Table**

Code	W x D x H	Price £	
		Band 1	Band 2
ATM10874	1000 x 800 x 740	£732	£790
ATM12874	1200 x 800 x 740	£740	£805
ATM14874	1400 x 800 x 740	£759	£824
ATM16874	1600 x 800 x 740	£780	£856
ATM18874	1800 x 800 x 740	£799	£877



**Mobile
740mm High
800mm Deep
A Frame
Extension Table**

Code	W x D x H	Price £	
		Band 1	Band 2
ATM10874E	1000 x 800 x 740	£571	£628
ATM12874E	1200 x 800 x 740	£579	£644
ATM14874E	1400 x 800 x 740	£598	£663
ATM16874E	1600 x 800 x 740	£599	£676
ATM18874E	1800 x 800 x 740	£638	£715



**Mobile
1100mm High
800mm Deep
A Frame Table**

Code	W x D x H	Price £	
		Band 1	Band 2
ATM10811	1000 x 800 x 1100	£846	£929
ATM12811	1200 x 800 x 1100	£854	£945
ATM14811	1400 x 800 x 1100	£873	£964
ATM16811	1600 x 800 x 1100	£893	£996
ATM18811	1800 x 800 x 1100	£913	£1016



**Mobile
1100mm High
800mm Deep
A Frame
Extension Table**

Code	W x D x H	Price £	
		Band 1	Band 2
ATM10811E	1000 x 800 x 1100	£652	£735
ATM12811E	1200 x 800 x 1100	£660	£751
ATM14811E	1400 x 800 x 1100	£679	£770
ATM16811E	1600 x 800 x 1100	£699	£802
ATM18811E	1800 x 800 x 1100	£719	£822

Codes for board finishes:
Walnut (N), Canadian Maple (CM), Japanese Ash (J), Beech (B), Light Oak (LO), Silver (S), Grey (G), White (W), Santiago Cherry (SC), Stone Oak (SO), Black (BL), Anthracite (AN), Verade Oak (VO), Slate (ST), Nebraska Oak (NO), Natural (NA), Nordic (RD), Rustic (R)

Band 1 frame finishes: White (W), Silver (S), Black (BL)
Band 2 frame finishes (.B2): Green Blue (RAL5001), Reed Green (RAL6013), Pale Green (RAL6021)
Honey Yellow (RAL1005), Salmon Pink (RAL3022), Stone Grey (RAL7030)
Anthracite (RAL7016), Clear Coat (CLEAR)

800mm DEEP - Aspect Mobile Tables - Dining & Poseur Height



1000mm DEEP - Aspect Mobile Tables - Dining & Poseur Height



**Mobile
740mm High
1000mm Deep
A Frame Table**

Code	W x D x H	Price £	
		Band 1	Band 2
ATM101074	1000 x 1000 x 740	£949	£1007
ATM121074	1200 x 1000 x 740	£958	£1022
ATM141074	1400 x 1000 x 740	£989	£1054
ATM161074	1600 x 1000 x 740	£1034	£1111
ATM181074	1800 x 1000 x 740	£1066	£1144



**Mobile
740mm High
1000mm Deep
A Frame
Extension Table**

Code	W x D x H	Price £	
		Band 1	Band 2
ATM101074E	1000 x 1000 x 740	£723	£781
ATM121074E	1200 x 1000 x 740	£732	£797
ATM141074E	1400 x 1000 x 740	£763	£828
ATM161074E	1600 x 1000 x 740	£808	£885
ATM181074E	1800 x 1000 x 740	£841	£918



**Mobile
1100mm High
1000mm Deep
A Frame Table**

Code	W x D x H	Price £	
		Band 1	Band 2
ATM101011	1000 x 1000 x 1100	£1022	£1106
ATM121011	1200 x 1000 x 1100	£1031	£1122
ATM141011	1400 x 1000 x 1100	£1062	£1154
ATM161011	1600 x 1000 x 1100	£1107	£1210
ATM181011	1800 x 1000 x 1100	£1140	£1243



**Mobile
1100mm High
1000mm Deep
A Frame
Extension Table**

Code	W x D x H	Price £	
		Band 1	Band 2
ATM101011E	1000 x 1000 x 1100	£792	£876
ATM121011E	1200 x 1000 x 1100	£800	£891
ATM141011E	1400 x 1000 x 1100	£813	£904
ATM161011E	1600 x 1000 x 1100	£877	£980
ATM181011E	1800 x 1000 x 1100	£909	£1013

Codes for board finishes:
Walnut (N), Canadian Maple (CM), Japanese Ash (J), Beech (B), Light Oak (LO), Silver (S), Grey (G), White (W), Santiago Cherry (SC), Stone Oak (SO), Black (BL), Anthracite (AN), Verade Oak (VO), Slate (ST), Nebraska Oak (NO), Natural (NA), Nordic (RD), Rustic (R)

Band 1 frame finishes: White (W), Silver (S), Black (BL)
Band 2 frame finishes (.B2): Green Blue (RAL5001), Reed Green (RAL6013), Pale Green (RAL6021) Honey Yellow (RAL1005), Salmon Pink (RAL3022), Stone Grey (RAL7030) Anthracite (RAL7016), Clear Coat (CLEAR)

1000mm DEEP - Aspect Mobile Tables - Dining & Poseur Height



Aspect Static Tables - Dining & Poseur Height with Overframe



1000mm DEEP - Aspect Static Tables - Dining Height with Overframe

740mm High
1000mm Deep
A Frame Table
with Overframe



Code	Segments	W x D x H	Price £	
			Band 1	Band 2
AOTT121074	1	1200 x 1000 x 740/1940	£1681	£1936
AOTT141074	1	1400 x 1000 x 740/1940	£1741	£1996
AOTT161074	1	1600 x 1000 x 740/1940	£1790	£2058
AOTT181074	1	1800 x 1000 x 740/1940	£1846	£2114
AOTT201074	1	2000 x 1000 x 740/1940	£2301	£2694
AOTT241074	1	2400 x 1000 x 740/1940	£2401	£2808
AOTT281074	2	2800 x 1000 x 740/1940	£2521	£2928
AOTT321074	2	3200 x 1000 x 740/1940	£2619	£3051
AOTT361074	2	3600 x 1000 x 740/1940	£2731	£3163

1000mm DEEP - Aspect Static Tables - Poseur Height with Overframe

1100mm High
1000mm Deep
A Frame Table
with Overframe



Code	Segments	W x D x H	Price £	
			Band 1	Band 2
AOTT121011	1	1200 x 1000 x 1100/1940	£1649	£1914
AOTT141011	1	1400 x 1000 x 1100/1940	£1709	£1974
AOTT161011	1	1600 x 1000 x 1100/1940	£1758	£2035
AOTT181011	1	1800 x 1000 x 1100/1940	£1814	£2092
AOTT201011	1	2000 x 1000 x 1100/1940	£2288	£2706
AOTT241011	1	2400 x 1000 x 1100/1940	£2387	£2820
AOTT281011	2	2800 x 1000 x 1100/1940	£2508	£2941
AOTT321011	2	3200 x 1000 x 1100/1940	£2606	£3063
AOTT361011	2	3600 x 1000 x 1100/1940	£2717	£3175

Codes for board finishes:
Walnut (N), Canadian Maple (CM), Japanese Ash (J), Beech (B), Light Oak (LO), Silver (S), Grey (G), White (W), Santiago Cherry (SC), Stone Oak (SO), Black (BL), Anthracite (AN), Verade Oak (VO), Slate (ST), Nebraska Oak (NO), Natural (NA), Nordic (RD), Rustic (R)

Band 1 frame finishes: White (W), Silver (S), Black (BL)
Band 2 frame finishes (.B2): Green Blue (RAL5001), Reed Green (RAL6013), Pale Green (RAL6021) Honey Yellow (RAL1005), Salmon Pink (RAL3022), Stone Grey (RAL7030) Anthracite (RAL7016), Clear Coat (CLEAR)

Aspect Static Tables - Dining & Poseur Height with Overframe



1200mm DEEP - Aspect Static Tables - Dining Height with Overframe

740mm High
1200mm Deep
A Frame Table
with Overframe

					Price £
Code	Segments	W x D x H	Band 1	Band 2	
AOTT121274	1	1200 x 1200 x 740/1940	£1788	£2044	
AOTT141274	1	1400 x 1200 x 740/1940	£1853	£2109	
AOTT161274	1	1600 x 1200 x 740/1940	£1903	£2170	
AOTT181274	1	1800 x 1200 x 740/1940	£1958	£2226	
AOTT201274	1	2000 x 1200 x 740/1940	£2413	£2806	
AOTT241274	1	2400 x 1200 x 740/1940	£2513	£2920	
AOTT281274	2	2800 x 1200 x 740/1940	£2646	£3053	
AOTT321274	2	3200 x 1200 x 740/1940	£2744	£3176	
AOTT361274	2	3600 x 1200 x 740/1940	£2856	£3288	

1200mm DEEP - Aspect Static Tables - Poseur Height with Overframe

1100mm High
1200mm Deep
A Frame Table
with Overframe


					Price £
Code	Segments	W x D x H	Band 1	Band 2	
AOTT121211	1	1200 x 1200 x 1100/1940	£1756	£2021	
AOTT141211	1	1400 x 1200 x 1100/1940	£1822	£2087	
AOTT161211	1	1600 x 1200 x 1100/1940	£1871	£2148	
AOTT181211	1	1800 x 1200 x 1100/1940	£1926	£2204	
AOTT201211	1	2000 x 1200 x 1100/1940	£2400	£2818	
AOTT241211	1	2400 x 1200 x 1100/1940	£2500	£2932	
AOTT281211	2	2800 x 1200 x 1100/1940	£2633	£3066	
AOTT321211	2	3200 x 1200 x 1100/1940	£2731	£3188	
AOTT361211	2	3600 x 1200 x 1100/1940	£2842	£3300	

Codes for board finishes:
Walnut (N), Canadian Maple (CM), Japanese Ash (J), Beech (B), Light Oak (LO), Silver (S), Grey (G), White (W), Santiago Cherry (SC), Stone Oak (SO), Black (BL), Anthracite (AN), Verade Oak (VO), Slate (ST), Nebraska Oak (NO), Natural (NA), Nordic (RD), Rustic (R)


Band 1 frame finishes: White (W), Silver (S), Black (BL)
Band 2 frame finishes (.B2): Green Blue (RAL5001), Reed Green (RAL6013), Pale Green (RAL6021) Honey Yellow (RAL1005), Salmon Pink (RAL3022), Stone Grey (RAL7030) Anthracite (RAL7016), Clear Coat (CLEAR)

Aspect Tables Accessories

OTT Frame Tray




OTT Planter Box



Code	Description	Band 1	Band 2	Price £
OTT-TRAY	Overhead frame steel tray	£45	£64	
	257 x 403 x 125mm high			
OTT-PLANTER	Overhead frame steel planter	£205	£205	
	includes plastic liner			
	368 x 403 x 125mm high			


Desk & Poseur High Fabric Cable Riser




Available in:
Blazer Lite Solace LTH70
Fabric Only

Code	Description	Price £
FCR-720	Fabric cable riser - 720mm high	£80
	(Desk Height)	
FCR-950	Fabric cable riser - 950mm high	£83
	(Poseur Height)	

Slotted Magnetic Cable Riser




Magnetic Cable Riser




Code	Description	Band 1	Band 2	Price £
A-BCR	Slotted magnetic cable riser	£57	£67	
	550mm long			
MAG-CR32	Magnetic cable riser - 320mm long	£43	£43	
MAG-CR55	Magnetic cable riser - 550mm long	£44	£44	

Cable Management Grommet Kit



Code	Description	Price £
GROM-KIT	Pack of 4	£25
	Must be used for frame cable management	

Frame Mounted Monitor Bracket



Code	Description	Band 1	Band 2	Price £
ASP-TMB	Table overframe monitor bracket	£173	£173	
	suitable for a monitor size up to 32"			
ASP-PMB	Poseur table overframe monitor bracket	£169	£169	
	suitable for a monitor size up to 32"			

Band 1 frame finishes: White (W), Silver (S), Black (BL)
Band 2 frame finishes (.B2): Green Blue (RAL5001), Reed Green (RAL6013), Pale Green (RAL6021), Honey Yellow (RAL1005), Salmon Pink (RAL3022), Stone Grey (RAL7030), Anthracite (RAL7016), Clear Coat (CLEAR)

Aspect Tables Accessories



Evolution Oak or RAL Painted Leg Desks & Tables



Evolution Oak or RAL Painted Leg Desks & Tables



Oak Leg Contents

Rectangular Boardroom Tables	PAGES 194–195
Shaped Rectangular Boardroom Tables	PAGES 196–197
Boat Shaped Boardroom Tables	PAGES 198–199

Meeting Tables	PAGE 200
----------------	----------

Rectangular Poseur Tables	PAGE 203
Shaped Rectangular Poseur Tables	PAGE 204
Boat Shaped Poseur Tables	PAGE 205

Poseur Meeting Tables	PAGE 206
-----------------------	----------

Reception Tables & Seating	PAGES 208–209
----------------------------	---------------

RAL Leg Contents

Rectangular Boardroom Tables	PAGES 210–211
Shaped Rectangular Boardroom Tables	PAGES 212–213
Boat Shaped Boardroom Tables	PAGES 214–215

Meeting Tables	PAGE 216
----------------	----------

Rectangular Poseur Tables	PAGE 219
Shaped Rectangular Poseur Tables	PAGE 220
Boat Shaped Poseur Tables	PAGE 221

Poseur Meeting Tables	PAGE 222
-----------------------	----------

Reception Tables, Seating & Cable Management	PAGES 224–226
--	---------------



- Tapered Oak Leg Design
- Optional Oak Cable Ports or cut out for Power Module
- Power Module supplied separately (see page 86)
- Various Cable Management Options
- Choice of 18 board finishes
- 3D Plywood Edging available as standard. Add -PLY to the product code
- 1 Piece top supplied with 2 Cable Ports
- 2 Piece tops supplied with 4 Cable Ports

Example Product Code

Please include product code and optional extras as below when ordering

Table Product Code	Optional Edging Detail	Optional Cable Port or Cut Out Detail	
LBR3214F	-PLY	-WP or -C	Oak Cable Ports (-WP) or cut out for Power Module (-C)
			Please specify if required when ordering

Rectangular Tables with Oak Legs



LBR3214F-WP shown
3200mm x 1400mm x 740mm inc 4no Oak Cable Ports

Description	Code	Segments	Seats	W x D x H	Price	Price (-WP)	Price (-C)
1600mm Deep Rectangular Boardroom Tables	LBR3616F	2	10-12	3600 x 1600 x 740mm	£2114	£2214	£2264
	LBR3216F	2	10-12	3200 x 1600 x 740mm	£2072	£2172	£2222
	LBR3016F	2	10-12	3000 x 1600 x 740mm	£2037	£2137	£2187
	LBR2016F	1	6-8	2000 x 1600 x 740mm	£1337	£1387	£1412
	LBR1816F	1	6-8	1800 x 1600 x 740mm	£1307	£1357	£1382
1400mm Deep Rectangular Boardroom Tables	LBR3614F	2	10	3600 x 1400 x 740mm	£2060	£2160	£2210
	LBR3214F	2	10	3200 x 1400 x 740mm	£2031	£2131	£2181
	LBR3014F	2	10	3000 x 1400 x 740mm	£1996	£2096	£2146
	LBR2714F	1	8	2700 x 1400 x 740mm	£1389	£1439	£1464
	LBR2514F	1	8	2500 x 1400 x 740mm	£1372	£1422	£1447
	LBR2014F	1	6	2000 x 1400 x 740mm	£1313	£1363	£1388
	LBR1814F	1	6	1800 x 1400 x 740mm	£1283	£1333	£1358



Oak Cable Ports (-WP) or cut out for Power Module (-C)
Please specify if required when ordering

Cutout size - 272 x 132mm

Description	Code	Segments	Seats	W x D x H	Price	Price (-WP)	Price (-C)
1200mm Deep Rectangular Boardroom Tables	LBR3612F	2	10	3600 x 1200 x 740mm	£2013	£2113	£2163
	LBR3212F	2	10	3200 x 1200 x 740mm	£1984	£2084	£2134
	LBR3012F	2	10	3000 x 1200 x 740mm	£1961	£2061	£2111
	LBR2712F	1	8	2700 x 1200 x 740mm	£1354	£1404	£1429
	LBR2512F	1	8	2500 x 1200 x 740mm	£1337	£1387	£1412
	LBR2012F	1	6	2000 x 1200 x 740mm	£1283	£1333	£1358
	LBR1812F	1	6	1800 x 1200 x 740mm	£1255	£1305	£1330
1000mm Deep Rectangular Boardroom Tables	LBR2710F	1	8	2700 x 1000 x 740mm	£1325	£1375	£1400
	LBR2510F	1	8	2500 x 1000 x 740mm	£1313	£1363	£1388
	LBR2010F	1	6	2000 x 1000 x 740mm	£1260	£1310	£1335
	LBR1810F	1	6	1800 x 1000 x 740mm	£1231	£1281	£1306
800mm Deep Rectangular Boardroom Tables	LBR188F	1	6	1800 x 800 x 740mm	£1054	£1104	£1129
	LBR168F	1	6	1600 x 800 x 740mm	£1031	£1081	£1106
Rectangular Extension Tables	LBEXT1416F	1	4	1400 x 1600 x 740mm	£760	£810	£835
	LBEXT816F	1	2	800 x 1600 x 740mm	£678	£728	£753
	LBEXT1414F	1	4	1400 x 1400 x 740mm	£742	£792	£817
	LBEXT814F	1	2	800 x 1400 x 740mm	£671	£721	£746
	LBEXT1412F	1	4	1400 x 1200 x 740mm	£730	£780	£805
	LBEXT812F	1	2	800 x 1200 x 740mm	£660	£710	£735

Cutout size - 272 x 132mm

- Tapered Oak Leg Design
- Optional Oak Cable Ports or cut out for Power Module
- Power Module supplied separately (see page 86)
- Various Cable Management Options
- Choice of 18 board finishes
- 3D Plywood Edging available as standard. Add -PLY to the product code
- 1 Piece top supplied with 2 Cable Ports
- 2 Piece tops supplied with 4 Cable Ports

Example Product Code

Please include product code and optional extras as below when ordering

Table Product Code	Optional Edging Detail	Optional Cable Port or Cut Out Detail
LBA2712F	-PLY	-WP or -C

Oak Cable Ports (-WP) or cut out for Power Module (-C)

Please specify if required when ordering

Shaped Rectangular Tables with Oak Legs



LBA2712F shown
2700mm x 1200mm x 740mm



Oak Cable Ports (-WP) or cut out for Power Module (-C)

Please specify if required when ordering

Description	Code	Segments	Seats	W x D x H	Price	Price (-WP)	Price (-C)
1600mm Deep Shaped Rectangular Boardroom Tables	LBA3616F	2	10-12	3600 x 1600 x 740mm	£2231	£2331	£2381
	LBA3216F	2	10-12	3200 x 1600 x 740mm	£2190	£2290	£2340
	LBA3016F	2	10-12	3000 x 1600 x 740mm	£2154	£2254	£2304
	LBA2016F	1	6-8	2000 x 1600 x 740mm	£1455	£1505	£1530
	LBA1816F	1	6-8	1800 x 1600 x 740mm	£1425	£1475	£1500
1400mm Deep Shaped Rectangular Boardroom Tables	LBA3614F	2	10	3600 x 1400 x 740mm	£2178	£2278	£2328
	LBA3214F	2	10	3200 x 1400 x 740mm	£2149	£2249	£2299
	LBA3014F	2	10	3000 x 1400 x 740mm	£2114	£2214	£2264
	LBA2714F	1	8	2700 x 1400 x 740mm	£1507	£1557	£1582
	LBA2514F	1	8	2500 x 1400 x 740mm	£1490	£1540	£1565
	LBA2014F	1	6	2000 x 1400 x 740mm	£1431	£1481	£1506
	LBA1814F	1	6	1800 x 1400 x 740mm	£1401	£1451	£1476

Cutout size - 272 x 132mm

Codes for board finishes:
Walnut (N), Canadian Maple (CM), Japanese Ash (J), Beech (B), Light Oak (LO), Silver (S), Grey (G), White (W), Santiago Cherry (SC), Stone Oak (SO), Black (BL), Anthracite (AN), Verade Oak (VO), Slate (ST), Nebraska Oak (NO), Natural (NA), Nordic (RD), Rustic (R)

Codes for trim finishes:
Black (BL)

Description	Code	Segments	Seats	WxDxH	Price	Price(-WP)	Price(-C)
1200mm Deep Shaped Rectangular Boardroom Tables	LBA3612F	2	10	3600 x 1200 x 740mm	£2131	£2231	£2281
	LBA3212F	2	10	3200 x 1200 x 740mm	£2102	£2202	£2252
	LBA3012F	2	10	3000 x 1200 x 740mm	£2078	£2178	£2228
	LBA2712F	1	8	2700 x 1200 x 740mm	£1472	£1522	£1547
	LBA2512F	1	8	2500 x 1200 x 740mm	£1455	£1505	£1530
	LBA2012F	1	6	2000 x 1200 x 740mm	£1401	£1451	£1476
1000mm Deep Shaped Rectangular Boardroom Tables	LBA1812F	1	6	1800 x 1200 x 740mm	£1372	£1422	£1447
	LBA2710F	1	8	2700 x 1000 x 740mm	£1443	£1493	£1518
	LBA2510F	1	8	2500 x 1000 x 740mm	£1431	£1481	£1506
	LBA2010F	1	6	2000 x 1000 x 740mm	£1378	£1428	£1453
800mm Deep Shaped Rectangular Boardroom Tables	LBA1810F	1	6	1800 x 1000 x 740mm	£1349	£1399	£1424
	LBA188F	1	6	1800 x 800 x 740mm	£1172	£1222	£1247
Rectangular Extension Tables	LBA168F	1	6	1600 x 800 x 740mm	£1149	£1199	£1224
	LBEXT1416F	1	4	1400 x 1600 x 740mm	£760	£810	£835
Rectangular Extension Tables	LBEXT816F	1	2	800 x 1600 x 740mm	£678	£728	£753
	LBEXT1414F	1	4	1400 x 1400 x 740mm	£742	£792	£817
	LBEXT814F	1	2	800 x 1400 x 740mm	£671	£721	£746
	LBEXT1412F	1	4	1400 x 1200 x 740mm	£730	£780	£805
	LBEXT812F	1	2	800 x 1200 x 740mm	£660	£710	£735
	LBEXT1410F	1	4	1400 x 1000 x 740mm	£700	£750	£775

Codes for board finishes:
Walnut (N), Canadian Maple (CM), Japanese Ash (J), Beech (B), Light Oak (LO), Silver (S), Grey (G), White (W), Santiago Cherry (SC), Stone Oak (SO), Black (BL), Anthracite (AN), Verade Oak (VO), Slate (ST), Nebraska Oak (NO), Natural (NA), Nordic (RD), Rustic (R)

Codes for trim finishes:
Black (BL)

- Tapered Oak Leg Design
- Optional Oak Cable Ports or cut out for Power Module
- Power Module supplied separately (see page 86)
- Various Cable Management Options
- Choice of 18 board finishes
- 3D Plywood Edging available as standard. Add -PLY to the product code
- 1 Piece top supplied with 2 Cable Ports
- 2 Piece tops supplied with 4 Cable Ports

Example Product Code

Please include product code and optional extras as below when ordering

Table Product Code	Optional Edging Detail	Optional Cable Port or Cut Out Detail	
LBS3612F	-PLY	-WP or -C	Oak Cable Ports (-WP) or cut out for Power Module (-C)
			Please specify if required when ordering

Boat Shaped Tables with Oak Legs



LBS3612F-C shown
3600mm x 1200mm x 740mm inc 2no A-PMP Power Modules

Description	Code	Segments	Seats	W x D x H	Price	Price (-WP)	Price (-C)
1600mm Deep Boat Shaped Boardroom Tables	LBS3616F	2	10-12	3600 x 1600 x 740mm	£2231	£2331	£2381
	LBS3216F	2	10-12	3200 x 1600 x 740mm	£2190	£2290	£2340
	LBS3016F	2	10-12	3000 x 1600 x 740mm	£2154	£2254	£2304
	LBS2016F	1	6-8	2000 x 1600 x 740mm	£1455	£1505	£1530
	LBS1816F	1	6-8	1800 x 1600 x 740mm	£1425	£1475	£1500
1400mm Deep Boat Shaped Boardroom Tables	LBS3614F	2	10	3600 x 1400 x 740mm	£2178	£2278	£2328
	LBS3214F	2	10	3200 x 1400 x 740mm	£2149	£2249	£2299
	LBS3014F	2	10	3000 x 1400 x 740mm	£2114	£2214	£2264
	LBS2714F	1	8	2700 x 1400 x 740mm	£1507	£1557	£1582
	LBS2514F	1	8	2500 x 1400 x 740mm	£1490	£1540	£1565
	LBS2014F	1	6	2000 x 1400 x 740mm	£1431	£1481	£1506
	LBS1814F	1	6	1800 x 1400 x 740mm	£1401	£1451	£1476

Cutout size - 272 x 132mm

Codes for board finishes:
Walnut (N), Canadian Maple (CM), Japanese Ash (J), Beech (B), Light Oak (LO), Silver (S), Grey (G), White (W), Santiago Cherry (SC), Stone Oak (SO), Black (BL), Anthracite (AN), Verade Oak (VO), Slate (ST), Nebraska Oak (NO), Natural (NA), Nordic (RD), Rustic (R)

Codes for trim finishes:
Black (BL)

Description	Code	Segments	Seats	W x D x H	Price	Price (-WP)	Price (-C)
1200mm Deep Boat Shaped Boardroom Tables	LBS3612F	2	10	3600 x 1200 x 740mm	£2131	£2231	£2281
	LBS3212F	2	10	3200 x 1200 x 740mm	£2102	£2202	£2252
	LBS3012F	2	10	3000 x 1200 x 740mm	£2078	£2178	£2228
	LBS2712F	1	8	2700 x 1200 x 740mm	£1472	£1522	£1547
	LBS2512F	1	8	2500 x 1200 x 740mm	£1455	£1505	£1530
	LBS2012F	1	6	2000 x 1200 x 740mm	£1401	£1451	£1476
	LBS1812F	1	6	1800 x 1200 x 740mm	£1372	£1422	£1447
1000mm Deep Boat Shaped Boardroom Tables	LBS2710F	1	8	2700 x 1000 x 740mm	£1443	£1493	£1518
	LBS2510F	1	8	2500 x 1000 x 740mm	£1431	£1481	£1506
	LBS2010F	1	6	2000 x 1000 x 740mm	£1378	£1428	£1453
	LBS1810F	1	6	1800 x 1000 x 740mm	£1349	£1399	£1424
900mm Deep Boat Shaped Boardroom Tables	LBS189F	1	6	1800 x 900 x 740mm	£1172	£1222	£1247
	LBS169F	1	6	1600 x 900 x 740mm	£1149	£1199	£1224
Rectangular Extension Tables	LBEXT1416F	1	4	1400 x 1600 x 740mm	£760	£810	£835
	LBEXT816F	1	2	800 x 1600 x 740mm	£678	£728	£753
	LBEXT1414F	1	4	1400 x 1400 x 740mm	£742	£792	£817
	LBEXT814F	1	2	800 x 1400 x 740mm	£671	£721	£746
	LBEXT1412F	1	4	1400 x 1200 x 740mm	£730	£780	£805
	LBEXT812F	1	2	800 x 1200 x 740mm	£660	£710	£735

Codes for board finishes:
Walnut (N), Canadian Maple (CM), Japanese Ash (J), Beech (B), Light Oak (LO), Silver (S), Grey (G), White (W), Santiago Cherry (SC), Stone Oak (SO), Black (BL), Anthracite (AN), Verade Oak (VO), Slate (ST), Nebraska Oak (NO), Natural (NA), Nordic (RD), Rustic (R)

Codes for trim finishes:
Black (BL)


- Tapered Oak Leg Design
- Circular, Square, Radiused Square & Shaped Square
- Optional Oak Cable Port
- 3D Plywood Edging available as standard. Add -PLY to the product code
- Choice of 18 board finishes



Available with or
without a central
Cable Port

Please specify if required when ordering

Table Top Shapes



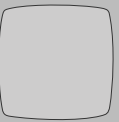
Circular



Square



Radiused
Square



Shaped
Square

Meeting Tables with Oak Legs

Circular
Tables



LBC103F shown

Code	Seats	W x D x H	Price	Cable Port (-WP)
LBC164F	4	1600 x 1600 x 740mm	£947	£972
LBC144F	4	1400 x 1400 x 740mm	£914	£939
LBC124F	4	1200 x 1200 x 740mm	£894	£919
LBC104F (4 legs)	4	1000 x 1000 x 740mm	£810	£835
LBC103F (3 legs)	3	1000 x 1000 x 740mm	£662	£687
LBC94F (4 legs)	4	900 x 900 x 740mm	£803	£828
LBC93F (3 legs)	3	900 x 900 x 740mm	£634	£659
LBC84F (4 legs)	4	800 x 800 x 740mm	£787	£812
LBC83F (3 legs)	3	800 x 800 x 740mm	£620	£645

Square
Tables



LBQ12F shown

Code	Seats	W x D x H	Price	Cable Port (-WP)
LBQ16F	4	1600 x 1600 x 740mm	£1175	£1200
LBQ14F	4	1400 x 1400 x 740mm	£917	£942
LBQ12F	4	1200 x 1200 x 740mm	£909	£934
LBQ10F	4	1000 x 1000 x 740mm	£832	£857
LBQ9F	4	900 x 900 x 740mm	£803	£828
LBQ8F	4	800 x 800 x 740mm	£787	£812

Radiused Square
Tables



LBA12F shown

Code	Seats	W x D x H	Price	Cable Port (-WP)
LBA16F	4	1600 x 1600 x 740mm	£1175	£1200
LBA14F	4	1400 x 1400 x 740mm	£917	£942
LBA12F	4	1200 x 1200 x 740mm	£909	£934
LBA10F	4	1000 x 1000 x 740mm	£832	£857
LBA9F	4	900 x 900 x 740mm	£803	£828
LBA8F	4	800 x 800 x 740mm	£787	£812

Shaped Square
Tables



LBS12F shown

Code	Seats	W x D x H	Price	Cable Port (-WP)
LBS16F	4	1600 x 1600 x 740mm	£1175	£1200
LBS14F	4	1400 x 1400 x 740mm	£917	£942
LBS12F	4	1200 x 1200 x 740mm	£909	£934
LBS10F	4	1000 x 1000 x 740mm	£832	£857
LBS9F	4	900 x 900 x 740mm	£803	£828
LBS8F	4	800 x 800 x 740mm	£787	£812

Codes for board finishes:
Walnut (N), Canadian Maple (CM), Japanese Ash (J), Beech (B), Light Oak (LO), Silver (S), Grey (G), White (W), Santiago Cherry (SC), Stone Oak (SO), Black (BL), Anthracite (AN), Verade Oak (VO), Slate (ST), Nebraska Oak (NO), Natural (NA), Nordic (RD), Rustic (R)

Codes for trim finishes:
Black (BL)

Meeting Tables with Oak Legs



Codes for board finishes:
Walnut (N), Canadian Maple (CM), Japanese Ash (J), Beech (B), Light Oak (LO), Silver (S), Grey (G), White (W), Santiago Cherry (SC), Stone Oak (SO), Black (BL), Anthracite (AN), Verade Oak (VO), Slate (ST), Nebraska Oak (NO), Natural (NA), Nordic (RD), Rustic (R)

Codes for trim finishes:
Black (BL)

- Rectangular with Tapered Poseur Height Oak Leg Design
- Optional Oak Cable Ports or cut out for Power Module
- Power Module supplied separately (see page 86)
- 3D Plywood Edging available as standard. Add -PLY to the product code
- 1 Piece top supplied with 2 Cable Ports
- 2 Piece tops supplied with 4 Cable Ports

Evolve Poseur Bench Tables



Rectangular Poseur Height Tables



Rectangular
Sizes from
1600-3000mm Width
800-1200mm Depth

Optional
cable ports (-WP)
or cut out for
power module (-C)

Please specify if required when ordering

LPR168F shown
1600mm x 800mm x 1106mm

Description	Code	Segments	Seats	W x D x H	Price	Price (-WP)	Price (-C)
1200mm Deep Poseur Height Rectangular Tables	LPR3012F	2	10	3000 x 1200 x 1106mm	£2181	£2281	£2331
	LPR2412F	1	8	2400 x 1200 x 1106mm	£1506	£1556	£1581
	LPR2012F	1	6	2000 x 1200 x 1106mm	£1445	£1495	£1520
	LPR1812F	1	6	1800 x 1200 x 1106mm	£1415	£1465	£1490
	LPR1612F	1	6	1600 x 1200 x 1106mm	£1394	£1444	£1469
1000mm Deep Poseur Height Rectangular Tables	LPR3010F	2	10	3000 x 1000 x 1106mm	£2133	£2233	£2283
	LPR2410F	1	8	2400 x 1000 x 1106mm	£1471	£1521	£1546
	LPR2010F	1	6	2000 x 1000 x 1106mm	£1421	£1471	£1496
	LPR1810F	1	6	1800 x 1000 x 1106mm	£1386	£1436	£1461
	LPR1610F	1	6	1600 x 1000 x 1106mm	£1364	£1414	£1439
800mm Deep Poseur Height Rectangular Tables	LPR248F	1	8	2400 x 800 x 1106mm	£1215	£1265	N/A
	LPR208F	1	6	2000 x 800 x 1106mm	£1160	£1210	N/A
	LPR188F	1	6	1800 x 800 x 1106mm	£1113	£1163	N/A
	LPR168F	1	6	1600 x 800 x 1106mm	£1083	£1133	N/A

Codes for board finishes:
Walnut (N), Canadian Maple (CM), Japanese Ash (J), Beech (B), Light Oak (LO), Silver (S), Grey (G), White (W), Santiago Cherry (SC), Stone Oak (SO), Black (BL), Anthracite (AN), Verade Oak (VO), Slate (ST), Nebraska Oak (NO), Natural (NA), Nordic (RD), Rustic (R)

Codes for trim finishes:
Black (BL)

Codes for board finishes:
Walnut (N), Canadian Maple (CM), Japanese Ash (J), Beech (B), Light Oak (LO), Silver (S), Grey (G), White (W), Santiago Cherry (SC), Stone Oak (SO), Black (BL), Anthracite (AN), Verade Oak (VO), Slate (ST), Nebraska Oak (NO), Natural (NA), Nordic (RD), Rustic (R)

Codes for trim finishes:
Black (BL)

Cutout size - 272 x 132mm

- Shaped Rectangular with Tapered Poseur Height Oak Leg Design
- Optional Oak Cable Ports or cut out for Power Module
- Power Module supplied separately (see page 86)
- 3D Plywood Edging available as standard. Add -PLY to the product code
- 1 Piece top supplied with 2 Cable Ports
- 2 Piece tops supplied with 4 Cable Ports


- Boat Shaped with Tapered Poseur Height Oak Leg Design
- Optional Oak Cable Ports or cut out for Power Module
- Power Module supplied separately (see page 86)
- 3D Plywood Edging available as standard. Add -PLY to the product code
- 1 Piece top supplied with 2 Cable Ports
- 2 Piece tops supplied with 4 Cable Ports

Shaped Rectangular Poseur Height Tables



LPA3012F shown
3000mm x 1200mm x 1106mm

Shaped Rectangular
Sizes from
1600-3000mm Width
800-1200mm Depth



Optional
cable ports (-WP)
or cut out for
power module (-C)

Please specify if required when ordering

Description	Code	Segments	Seats	W x D x H	Price	Price (-WP)	Price (-C)
1200mm Deep Poseur Height Shaped Rectangular Tables	LPA3012F	2	10	3000 x 1200 x 1106mm	£2299	£2399	£2449
	LPA2412F	1	8	2400 x 1200 x 1106mm	£1624	£1674	£1699
	LPA2012F	1	6	2000 x 1200 x 1106mm	£1563	£1613	£1638
	LPA1812F	1	6	1800 x 1200 x 1106mm	£1533	£1583	£1608
	LPA1612F	1	6	1600 x 1200 x 1106mm	£1511	£1561	£1586
1000mm Deep Poseur Height Shaped Rectangular Tables	LPA3010F	2	10	3000 x 1000 x 1106mm	£2251	£2351	£2401
	LPA2410F	1	8	2400 x 1000 x 1106mm	£1588	£1638	£1663
	LPA2010F	1	6	2000 x 1000 x 1106mm	£1539	£1589	£1614
	LPA1810F	1	6	1800 x 1000 x 1106mm	£1504	£1554	£1579
	LPA1610F	1	6	1600 x 1000 x 1106mm	£1481	£1531	£1556
800mm Deep Poseur Height Shaped Rectangular Tables	LPA248F	1	8	2400 x 800 x 1106mm	£1333	£1383	N/A
	LPA208F	1	6	2000 x 800 x 1106mm	£1278	£1328	N/A
	LPA188F	1	6	1800 x 800 x 1106mm	£1231	£1281	N/A
	LPA168F	1	6	1600 x 800 x 1106mm	£1201	£1251	N/A

Cutout size - 272 x 132mm

Boat Shaped Poseur Height Tables



LPS2411F-WP shown
2400mm x 1100mm x 1106mm inc 2no Oak Cable Ports

Boat Shaped
Sizes from
1600-3000mm Width
900-1300mm Depth



Optional
cable ports (-WP)
or cut out for
power module (-C)

Please specify if required when ordering

Description	Code	Segments	Seats	W x D x H	Price	Price (-WP)	Price (-C)
1300mm Deep Poseur Height Rectangular Tables	LPS3013F	2	10	3000 x 1300 x 1106mm	£2311	£2411	£2461
	LPS2413F	1	8	2400 x 1300 x 1106mm	£1627	£1677	£1702
	LPS2013F	1	6	2000 x 1300 x 1106mm	£1569	£1619	£1644
	LPS1813F	1	6	1800 x 1300 x 1106mm	£1541	£1591	£1616
	LPS1613F	1	6	1600 x 1300 x 1106mm	£1517	£1567	£1592
1100mm Deep Poseur Height Rectangular Tables	LPS3011F	2	10	3000 x 1100 x 1106mm	£2259	£2359	£2409
	LPS2411F	1	8	2400 x 1100 x 1106mm	£1595	£1645	£1670
	LPS2011F	1	6	2000 x 1100 x 1106mm	£1539	£1589	£1614
	LPS1811F	1	6	1800 x 1100 x 1106mm	£1510	£1560	£1585
	LPS1611F	1	6	1600 x 1100 x 1106mm	£1488	£1538	£1563
900mm Deep Poseur Height Rectangular Tables	LPS249F	1	8	2400 x 900 x 1106mm	£1338	£1388	N/A
	LPS209F	1	6	2000 x 900 x 1106mm	£1287	£1337	N/A
	LPS189F	1	6	1800 x 900 x 1106mm	£1233	£1283	N/A
	LPS169F	1	6	1600 x 900 x 1106mm	£1207	£1257	N/A

Cutout size - 272 x 132mm

Codes for board finishes:
Walnut (N), Canadian Maple (CM), Japanese Ash (J), Beech (B), Light Oak (LO), Silver (S), Grey (G), White (W), Santiago Cherry (SC), Stone Oak (SO), Black (BL), Anthracite (AN), Verade Oak (VO), Slate (ST), Nebraska Oak (NO), Natural (NA), Nordic (RD), Rustic (R)

Codes for trim finishes:
Black (BL)

Codes for board finishes:
Walnut (N), Canadian Maple (CM), Japanese Ash (J), Beech (B), Light Oak (LO), Silver (S), Grey (G), White (W), Santiago Cherry (SC), Stone Oak (SO), Black (BL), Anthracite (AN), Verade Oak (VO), Slate (ST), Nebraska Oak (NO), Natural (NA), Nordic (RD), Rustic (R)

Codes for trim finishes:
Black (BL)

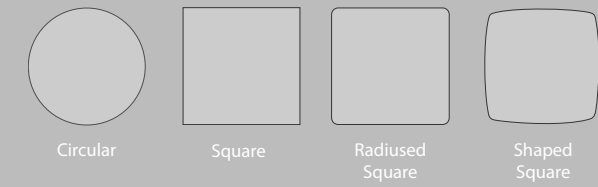
- Tapered Oak Leg Design
- Circular, Square, Radiused Square & Shaped Square
- Optional Oak Cable Port
- 3D Plywood Edging available as standard. Add -PLY to the product code
- Choice of 18 board finishes



Available with or
without a central
Cable Port

Please specify if required when ordering

Table Top Shapes



Poseur Height Meeting Tables with Oak Legs

Circular Poseur Tables



Code	Seats	W x D x H	Price	Cable Port (-WP)
LPC8F	4	800 x 800 x 1100mm	£968	£993

Square Poseur Tables



Code	Seats	W x D x H	Price	Cable Port (-WP)
LPQ7F	4	700 x 700 x 1100mm	£961	£986

Radiused Square Poseur Tables



Code	Seats	W x D x H	Price	Cable Port (-WP)
LPA7F	4	700 x 700 x 1100mm	£961	£986

Shaped Square Poseur Tables



Code	Seats	W x D x H	Price	Cable Port (-WP)
LPS7F	4	700 x 700 x 1100mm	£961	£986

Codes for board finishes:
Walnut (N), Canadian Maple (CM), Japanese Ash (J), Beech (B), Light Oak (LO), Silver (S), Grey (G), White (W), Santiago Cherry (SC), Stone Oak (SO), Black (BL), Anthracite (AN), Verade Oak (VO), Slate (ST), Nebraska Oak (NO), Natural (NA), Nordic (RD), Rustic (R)

Codes for trim finishes:
Black (BL)

Poseur Height Meeting Tables with Oak Legs



Codes for board finishes:
Walnut (N), Canadian Maple (CM), Japanese Ash (J), Beech (B), Light Oak (LO), Silver (S), Grey (G), White (W), Santiago Cherry (SC), Stone Oak (SO), Black (BL), Anthracite (AN), Verade Oak (VO), Slate (ST), Nebraska Oak (NO), Natural (NA), Nordic (RD), Rustic (R)

Codes for trim finishes:
Black (BL)

Fabrics Available

- Tapered Oak Leg Design
- High Stools, Low Stools & Benches
- Optional Buttons
- Selection of Fabrics
- *** PLEASE NOTE - Contrasting buttons are not available ***

Band - A	Band - B	Band - C
Rivet	Xtreme	Main Line Flax
Era	Chateau	Blazer
	Manhattan	Synergy
	Urban	Aquarius

Evolve Reception Tables



Description	Code	Shape	W x D x H	Price
	LRTT6	Triangular	600 x 600 x 455mm	£419
	LRTC6	Circular	600 x 600 x 455mm	£419
	LRTC8	Circular	800 x 800 x 455mm	£504
	LRTSQ6	Square	600 x 600 x 455mm	£493
	LRTSQ8	Square	800 x 800 x 455mm	£507
	LRTSQR6	Radiused Corners	600 x 600 x 455mm	£495
	LRTSQR8	Radiused Corners	800 x 800 x 455mm	£507
	LRTSQS8	Shaped Square	800 x 800 x 455mm	£530
	LRTR126	Rectangular	1200 x 600 x 455mm	£530
	LRTRS126	Radiused Corners	1200 x 600 x 455mm	£530
	LRTBS126	Boat Shaped	1200 x 600 x 455mm	£530
	LRTR128	Rectangular	1200 x 800 x 455mm	£542
	LRTRS128	Radiused Corners	1200 x 800 x 455mm	£554
	LRTBS128	Boat Shaped	1200 x 800 x 455mm	£554

455mm High
Reception Tables

Codes for board finishes:
Walnut (N), Canadian Maple (CM), Japanese Ash (J), Beech (B), Light Oak (LO), Silver (S), Grey (G), White (W), Santiago Cherry (SC), Stone Oak (SO), Black (BL), Anthracite (AN), Verade Oak (VO), Slate (ST), Nebraska Oak (NO), Natural (NA), Nordic (RD), Rustic (R)

Codes for trim finishes:
Black (BL)

Evolve Seating

Low
Stools



Code	Buttons	W x D x H	Band A	Band B	Band C
LLSTL	No	375 x 375 x 500mm	£365	£377	£410
LLSTL-B	Yes	375 x 375 x 500mm	£379	£396	£428

High
Stools



Code	Buttons	W x D x H	Band A	Band B	Band C
LHSTL	No	375 x 375 x 830mm	£582	£593	£626
LHSTL-B	Yes	375 x 375 x 830mm	£600	£611	£644

Low
Bench Seats



Code	Buttons	W x D x H	Band A	Band B	Band C
LBEN	No	1180 x 375 x 500mm	£715	£745	£761
LBEN-B	Yes	1180 x 375 x 500mm	£771	£800	£816

High
Bench Seats



Code	Buttons	W x D x H	Band A	Band B	Band C
LHBEN	No	1180 x 375 x 830mm	£868	£883	£928
LHBEN-B	Yes	1180 x 375 x 830mm	£924	£939	£983

Codes for board finishes:
Walnut (N), Canadian Maple (CM), Japanese Ash (J), Beech (B), Light Oak (LO), Silver (S), Grey (G), White (W), Santiago Cherry (SC), Stone Oak (SO), Black (BL), Anthracite (AN), Verade Oak (VO), Slate (ST), Nebraska Oak (NO), Natural (NA), Nordic (RD), Rustic (R)

Codes for trim finishes:
Black (BL)

- Tapered Painted Leg Design
- Optional Cable Ports or cut out for Power Module
- Power Module supplied separately (see page 86)
- Various Cable Management Options
- Choice of 18 board finishes
- 3D Plywood Edging available as standard. Add -PLY to the product code
- 1 Piece top supplied with 2 Cable Ports
- 2 Piece tops supplied with 4 Cable Ports

Example Product Code

Please include product code and optional extras as below when ordering

Table Product Code	Optional Edging Detail	Optional Cable Port or Cut Out Detail	Cable Port Colour	
CLBR3214F	-PLY	-P or -C	.BL (Black) .W (White) .S (Silver)	Cable Ports (-P) or cut out for Power Module (-C)

Please specify if required when ordering

Rectangular Tables with RAL Painted Legs



CLBR3214F-P shown
3200mm x 1400mm x 740mm inc 4no Cable Ports

Cable Ports (-P) or cut out for Power Module (-C)
Please specify if required when ordering

Description	Code	Segments	Seats	W x D x H	Price	Price (-P)	Price (-C)
1600mm Deep Rectangular Boardroom Tables	CLBR3616F	2	10-12	3600 x 1600 x 740mm	£2114	£2214	£2264
	CLBR3216F	2	10-12	3200 x 1600 x 740mm	£2072	£2172	£2222
	CLBR3016F	2	10-12	3000 x 1600 x 740mm	£2037	£2137	£2187
	CLBR2016F	1	6-8	2000 x 1600 x 740mm	£1337	£1387	£1412
	CLBR1816F	1	6-8	1800 x 1600 x 740mm	£1307	£1357	£1382
1400mm Deep Rectangular Boardroom Tables	CLBR3614F	2	10	3600 x 1400 x 740mm	£2060	£2160	£2210
	CLBR3214F	2	10	3200 x 1400 x 740mm	£2031	£2131	£2181
	CLBR3014F	2	10	3000 x 1400 x 740mm	£1996	£2096	£2146
	CLBR2714F	1	8	2700 x 1400 x 740mm	£1389	£1439	£1464
	CLBR2514F	1	8	2500 x 1400 x 740mm	£1372	£1422	£1447
	CLBR2014F	1	6	2000 x 1400 x 740mm	£1313	£1363	£1388
	CLBR1814F	1	6	1800 x 1400 x 740mm	£1283	£1333	£1358

Cutout size - 272 x 132mm

Description	Code	Segments	Seats	W x D x H	Price	Price (-P)	Price (-C)
1200mm Deep Rectangular Boardroom Tables	CLBR3612F	2	10	3600 x 1200 x 740mm	£2013	£2113	£2163
	CLBR3212F	2	10	3200 x 1200 x 740mm	£1984	£2084	£2134
	CLBR3012F	2	10	3000 x 1200 x 740mm	£1961	£2061	£2111
	CLBR2712F	1	8	2700 x 1200 x 740mm	£1354	£1404	£1429
	CLBR2512F	1	8	2500 x 1200 x 740mm	£1337	£1387	£1412
	CLBR2012F	1	6	2000 x 1200 x 740mm	£1283	£1333	£1358
	CLBR1812F	1	6	1800 x 1200 x 740mm	£1255	£1305	£1330
1000mm Deep Rectangular Boardroom Tables	CLBR2710F	1	8	2700 x 1000 x 740mm	£1325	£1375	£1400
	CLBR2510F	1	8	2500 x 1000 x 740mm	£1313	£1363	£1388
	CLBR2010F	1	6	2000 x 1000 x 740mm	£1260	£1310	£1335
	CLBR1810F	1	6	1800 x 1000 x 740mm	£1231	£1281	£1306
800mm Deep Rectangular Boardroom Tables	CLBR188F	1	6	1800 x 800 x 740mm	£1054	£1104	£1129
	CLBR168F	1	6	1600 x 800 x 740mm	£1031	£1081	£1106
Rectangular Extension Tables	CLBEXT1416F	1	4	1400 x 1600 x 740mm	£760	£810	£835
	CLBEXT816F	1	2	800 x 1600 x 740mm	£678	£728	£753
	CLBEXT1414F	1	4	1400 x 1400 x 740mm	£742	£792	£817
	CLBEXT814F	1	2	800 x 1400 x 740mm	£671	£721	£746
	CLBEXT1412F	1	4	1400 x 1200 x 740mm	£730	£780	£805
	CLBEXT812F	1	2	800 x 1200 x 740mm	£660	£710	£735

- Tapered RAL Painted Leg Design
- Optional Cable Ports or cut out for Power Module
- Power Module supplied separately (see page 86)
- Various Cable Management Options
- Choice of 18 board finishes
- 3D Plywood Edging available as standard. Add -PLY to the product code
- 1 Piece top supplied with 2 Cable Ports
- 2 Piece tops supplied with 4 Cable Ports

Example Product Code

Please include product code and optional extras as below when ordering

Table Product Code	Optional Edging Detail	Optional Cable Port or Cut Out Detail	Cable Port Colour	Cable Ports (-P) or cut out for Power Module (-C)
CLBA2712F	-PLY	-P or -C	.BL (Black) .W (White) .S (Silver)	Please specify if required when ordering

Shaped Rectangular Tables with RAL Painted Legs



Shaped Rectangular Sizes from 1600-3600mm Width 800-1600mm Depth

Cable Ports (-P) or cut out for Power Module (-C)

Please specify if required when ordering

CLBA2712F shown 2700mm x 1200mm x 740mm

Description	Code	Segments	Seats	W x D x H	Price	Price (-P)	Price (-C)
1600mm Deep Shaped Rectangular Boardroom Tables	CLBA3616F	2	10-12	3600 x 1600 x 740mm	£2231	£2331	£2381
	CLBA3216F	2	10-12	3200 x 1600 x 740mm	£2190	£2290	£2340
	CLBA3016F	2	10-12	3000 x 1600 x 740mm	£2154	£2254	£2304
	CLBA2016F	1	6-8	2000 x 1600 x 740mm	£1455	£1505	£1530
	CLBA1816F	1	6-8	1800 x 1600 x 740mm	£1425	£1475	£1500
1400mm Deep Shaped Rectangular Boardroom Tables	CLBA3614F	2	10	3600 x 1400 x 740mm	£2178	£2278	£2328
	CLBA3214F	2	10	3200 x 1400 x 740mm	£2149	£2249	£2299
	CLBA3014F	2	10	3000 x 1400 x 740mm	£2114	£2214	£2264
	CLBA2714F	1	8	2700 x 1400 x 740mm	£1507	£1557	£1582
	CLBA2514F	1	8	2500 x 1400 x 740mm	£1490	£1540	£1565
	CLBA2014F	1	6	2000 x 1400 x 740mm	£1431	£1481	£1506
	CLBA1814F	1	6	1800 x 1400 x 740mm	£1401	£1451	£1476

Cutout size - 272 x 132mm

Description	Code	Segments	Seats	W x D x H	Price	Price (-P)	Price (-C)
1200mm Deep Shaped Rectangular Boardroom Tables	CLBA3612F	2	10	3600 x 1200 x 740mm	£2131	£2231	£2281
	CLBA3212F	2	10	3200 x 1200 x 740mm	£2102	£2202	£2252
	CLBA3012F	2	10	3000 x 1200 x 740mm	£2078	£2178	£2228
	CLBA2712F	1	8	2700 x 1200 x 740mm	£1472	£1522	£1547
	CLBA2512F	1	8	2500 x 1200 x 740mm	£1455	£1505	£1530
	CLBA2012F	1	6	2000 x 1200 x 740mm	£1401	£1451	£1476
	CLBA1812F	1	6	1800 x 1200 x 740mm	£1372	£1422	£1447
1000mm Deep Shaped Rectangular Boardroom Tables	CLBA2710F	1	8	2700 x 1000 x 740mm	£1443	£1493	£1518
	CLBA2510F	1	8	2500 x 1000 x 740mm	£1431	£1481	£1506
	CLBA2010F	1	6	2000 x 1000 x 740mm	£1378	£1428	£1453
	CLBA1810F	1	6	1800 x 1000 x 740mm	£1349	£1399	£1424
800mm Deep Shaped Rectangular Boardroom Tables	CLBA188F	1	6	1800 x 800 x 740mm	£1172	£1222	£1247
	CLBA168F	1	6	1600 x 800 x 740mm	£1149	£1199	£1224
Rectangular Extension Tables	CLBEXT1416F	1	4	1400 x 1600 x 740mm	£760	£810	£835
	CLBEXT816F	1	2	800 x 1600 x 740mm	£678	£728	£753
	CLBEXT1414F	1	4	1400 x 1400 x 740mm	£742	£792	£817
	CLBEXT814F	1	2	800 x 1400 x 740mm	£671	£721	£746
	CLBEXT1412F	1	4	1400 x 1200 x 740mm	£730	£780	£805
	CLBEXT812F	1	2	800 x 1200 x 740mm	£660	£710	£735

- Tapered RAL Painted Leg Design
- Optional Cable Ports or cut out for Power Module
- Power Module supplied separately (see page 86)
- Various Cable Management Options
- Choice of 18 board finishes
- 3D Plywood Edging available as standard. Add -PLY to the product code
- 1 Piece top supplied with 2 Cable Ports
- 2 Piece tops supplied with 4 Cable Ports

Example Product Code

Please include product code and optional extras as below when ordering

Table Product Code	Optional Edging Detail	Optional Cable Port or Cut Out Detail	Cable Port Colour	
CLBS3612F	-PLY	-P or -C	.BL (Black) .W (White) .S (Silver)	Cable Ports (-P) or cut out for Power Module (-C) Please specify if required when ordering

Boat Shaped Tables with RAL Painted Legs



CLBS3612F-C shown
3600mm x 1200mm x 740mm inc 2no A-PMP Power Modules

Cable Ports (-P) or cut out for Power Module (-C)

Please specify if required when ordering

Description	Code	Segments	Seats	W x D x H	Price	Price (-P)	Price (-C)
1600mm Deep Boat Shaped Boardroom Tables	CLBS3616F	2	10-12	3600 x 1600 x 740mm	£2231	£2331	£2381
	CLBS3216F	2	10-12	3200 x 1600 x 740mm	£2190	£2290	£2340
	CLBS3016F	2	10-12	3000 x 1600 x 740mm	£2154	£2254	£2304
	CLBS2016F	1	6-8	2000 x 1600 x 740mm	£1455	£1505	£1530
	CLBS1816F	1	6-8	1800 x 1600 x 740mm	£1425	£1475	£1500
1400mm Deep Boat Shaped Boardroom Tables	CLBS3614F	2	10	3600 x 1400 x 740mm	£2178	£2278	£2328
	CLBS3214F	2	10	3200 x 1400 x 740mm	£2149	£2249	£2299
	CLBS3014F	2	10	3000 x 1400 x 740mm	£2114	£2214	£2264
	CLBS2714F	1	8	2700 x 1400 x 740mm	£1507	£1557	£1582
	CLBS2514F	1	8	2500 x 1400 x 740mm	£1490	£1540	£1565
	CLBS2014F	1	6	2000 x 1400 x 740mm	£1431	£1481	£1506
	CLBS1814F	1	6	1800 x 1400 x 740mm	£1401	£1451	£1476

Cutout size - 272 x 132mm

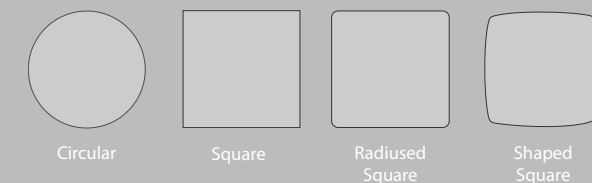
Description	Code	Segments	Seats	W x D x H	Price	Price (-P)	Price (-C)
1200mm Deep Boat Shaped Boardroom Tables	CLBS3612F	2	10	3600 x 1200 x 740mm	£2131	£2231	£2281
	CLBS3212F	2	10	3200 x 1200 x 740mm	£2102	£2202	£2252
	CLBS3012F	2	10	3000 x 1200 x 740mm	£2078	£2178	£2228
	CLBS2712F	1	8	2700 x 1200 x 740mm	£1472	£1522	£1547
	CLBS2512F	1	8	2500 x 1200 x 740mm	£1455	£1505	£1530
	CLBS2012F	1	6	2000 x 1200 x 740mm	£1401	£1451	£1476
	CLBS1812F	1	6	1800 x 1200 x 740mm	£1372	£1422	£1447
1000mm Deep Boat Shaped Boardroom Tables	CLBS2710F	1	8	2700 x 1000 x 740mm	£1443	£1493	£1518
	CLBS2510F	1	8	2500 x 1000 x 740mm	£1431	£1481	£1506
	CLBS2010F	1	6	2000 x 1000 x 740mm	£1378	£1428	£1453
	CLBS1810F	1	6	1800 x 1000 x 740mm	£1349	£1399	£1424
900mm Deep Boat Shaped Boardroom Tables	CLBS189F	1	6	1800 x 900 x 740mm	£1172	£1222	£1247
	CLBS169F	1	6	1600 x 900 x 740mm	£1149	£1199	£1224
Rectangular Extension Tables	CLBEXT1416F	1	4	1400 x 1600 x 740mm	£760	£810	£835
	CLBEXT816F	1	2	800 x 1600 x 740mm	£678	£728	£753
	CLBEXT1414F	1	4	1400 x 1400 x 740mm	£742	£792	£817
	CLBEXT814F	1	2	800 x 1400 x 740mm	£671	£721	£746
	CLBEXT1412F	1	4	1400 x 1200 x 740mm	£730	£780	£805
	CLBEXT812F	1	2	800 x 1200 x 740mm	£660	£710	£735

- Tapered RAL Painted Leg Design
- Circular, Square, Radiused Square & Shaped Square
- Optional Cable Port
- 3D Plywood Edging available as standard. Add -PLY to the product code
- Choice of 18 board finishes

Available with or
without a central
Cable Port

Please specify if required when ordering

Table Top Shapes



Meeting Tables with RAL Painted Legs

Circular Tables



CLBC103F shown

Code	Seats	W x D x H	Price	Cable Port (-P)
CLBC164F	4	1600 x 1600 x 740mm	£947	£972
CLBC144F	4	1400 x 1400 x 740mm	£914	£939
CLBC124F	4	1200 x 1200 x 740mm	£894	£919
CLBC104F (4 legs)	4	1000 x 1000 x 740mm	£810	£835
CLBC103F (3 legs)	3	1000 x 1000 x 740mm	£662	£687
CLBC94F (4 legs)	4	900 x 900 x 740mm	£803	£828
CLBC93F (3 legs)	3	900 x 900 x 740mm	£634	£659
CLBC84F (4 legs)	4	800 x 800 x 740mm	£787	£812
CLBC83F (3 legs)	3	800 x 800 x 740mm	£620	£645

Square Tables



CLBQ12F shown

Code	Seats	W x D x H	Price	Cable Port (-P)
CLBQ16F	4	1600 x 1600 x 740mm	£1175	£1200
CLBQ14F	4	1400 x 1400 x 740mm	£917	£942
CLBQ12F	4	1200 x 1200 x 740mm	£909	£934
CLBQ10F	4	1000 x 1000 x 740mm	£832	£857
CLBQ9F	4	900 x 900 x 740mm	£803	£828
CLBQ8F	4	800 x 800 x 740mm	£787	£812

Radiused Square Tables



CLBA14F shown

Code	Seats	W x D x H	Price	Cable Port (-P)
CLBA16F	4	1600 x 1600 x 740mm	£1175	£1200
CLBA14F	4	1400 x 1400 x 740mm	£917	£942
CLBA12F	4	1200 x 1200 x 740mm	£909	£934
CLBA10F	4	1000 x 1000 x 740mm	£832	£857
CLBA9F	4	900 x 900 x 740mm	£803	£828
CLBA8F	4	800 x 800 x 740mm	£787	£812

Shaped Square Tables



CLBS12F shown

Code	Seats	W x D x H	Price	Cable Port (-P)
CLBS16F	4	1600 x 1600 x 740mm	£1175	£1200
CLBS14F	4	1400 x 1400 x 740mm	£917	£942
CLBS12F	4	1200 x 1200 x 740mm	£909	£934
CLBS10F	4	1000 x 1000 x 740mm	£832	£857
CLBS9F	4	900 x 900 x 740mm	£803	£828
CLBS8F	4	800 x 800 x 740mm	£787	£812

Codes for board finishes:

Walnut (N), Canadian Maple (CM), Japanese Ash (J), Beech (B), Light Oak (LO), Silver (S), Grey (G), White (W), Santiago Cherry (SC), Stone Oak (SO), Black (BL), Anthracite (AN), Verade Oak (VO), Slate (ST), Nebraska Oak (NO), Natural (NA), Nordic (RD), Rustic (R)

Codes for trim finishes:

Black (BL)
White (W), Silver (S), Black (BL) Cable Ports

Meeting Tables with RAL Painted Legs



Codes for board finishes:

Walnut (N), Canadian Maple (CM), Japanese Ash (J), Beech (B), Light Oak (LO), Silver (S), Grey (G), White (W), Santiago Cherry (SC), Stone Oak (SO), Black (BL), Anthracite (AN), Verade Oak (VO), Slate (ST), Nebraska Oak (NO), Natural (NA), Nordic (RD), Rustic (R)

Codes for trim finishes:

Black (BL)
White (W), Silver (S), Black (BL) Cable Ports

- Rectangular with Tapered Poseur Height RAL Painted Leg Design
- Optional Cable Ports or cut out for Power Module
- Power Module supplied separately (see page 86)
- 3D Plywood Edging available as standard. Add -PLY to the product code
- 1 Piece top supplied with 2 Cable Ports
- 2 Piece tops supplied with 4 Cable Ports

Evolve Poseur Bench Tables



Rectangular Poseur Height Tables



Rectangular
Sizes from
1600-3000mm Length
800-1200mm Width

Optional
cable ports (-P) or
cut out for power
module (-C)

Please specify if required when ordering

CLPR168F shown
1600mm x 800mm x 1106mm

Description	Code	Segments	Seats	W x D x H	Price	Price (-P)	Price (-C)
1200mm Deep Poseur Height Rectangular Tables	CLPR3012F	2	10	3000 x 1200 x 1106mm	£2181	£2281	£2331
	CLPR2412F	1	8	2400 x 1200 x 1106mm	£1506	£1556	£1581
	CLPR2012F	1	6	2000 x 1200 x 1106mm	£1445	£1495	£1520
	CLPR1812F	1	6	1800 x 1200 x 1106mm	£1415	£1465	£1490
	CLPR1612F	1	6	1600 x 1200 x 1106mm	£1394	£1444	£1469
1000mm Deep Poseur Height Rectangular Tables	CLPR3010F	2	10	3000 x 1000 x 1106mm	£2133	£2233	£2283
	CLPR2410F	1	8	2400 x 1000 x 1106mm	£1471	£1521	£1546
	CLPR2010F	1	6	2000 x 1000 x 1106mm	£1421	£1471	£1496
	CLPR1810F	1	6	1800 x 1000 x 1106mm	£1386	£1436	£1461
	CLPR1610F	1	6	1600 x 1000 x 1106mm	£1364	£1414	£1439
800mm Deep Poseur Height Rectangular Tables	CLPR248F	1	8	2400 x 800 x 1106mm	£1215	£1265	N/A
	CLPR208F	1	6	2000 x 800 x 1106mm	£1160	£1210	N/A
	CLPR188F	1	6	1800 x 800 x 1106mm	£1113	£1163	N/A
	CLPR168F	1	6	1600 x 800 x 1106mm	£1083	£1133	N/A

Codes for board finishes:
Walnut (N), Canadian Maple (CM), Japanese Ash (J), Beech (B), Light Oak (LO), Silver (S), Grey (G), White (W), Santiago Cherry (SC), Stone Oak (SO), Black (BL), Anthracite (AN), Verade Oak (VO), Slate (ST), Nebraska Oak (NO), Natural (NA), Nordic (RD), Rustic (R)

Codes for trim finishes:
Black (BL)
White (W), Silver (S), Black (BL) Cable Ports

Codes for board finishes:
Walnut (N), Canadian Maple (CM), Japanese Ash (J), Beech (B), Light Oak (LO), Silver (S), Grey (G), White (W), Santiago Cherry (SC), Stone Oak (SO), Black (BL), Anthracite (AN), Verade Oak (VO), Slate (ST), Nebraska Oak (NO), Natural (NA), Nordic (RD), Rustic (R)

Codes for trim finishes:
Black (BL)
White (W), Silver (S), Black (BL) Cable Ports

- Shaped Rectangular with Tapered Poseur Height RAL Painted Leg Design
- Optional Cable Ports or cut out for Power Module
- Power Module supplied separately (see page 86)
- 3D Plywood Edging available as standard. Add -PLY to the product code
- 1 Piece top supplied with 2 Cable Ports
- 2 Piece tops supplied with 4 Cable Ports


- Boat Shaped with Tapered Poseur Height RAL Painted Leg Design
- Optional Cable Ports or cut out for Power Module
- Power Module supplied separately (see page 86)
- 3D Plywood Edging available as standard. Add -PLY to the product code
- 1 Piece top supplied with 2 Cable Ports
- 2 Piece tops supplied with 4 Cable Ports

Shaped Rectangular Poseur Height Tables



CLPA3012F shown
3000mm x 1200mm x 1106mm

Shaped Rectangular
Sizes from
1600-3000mm Width
800-1200mm Depth



Optional
cable ports (-P) or
cut out for power
module (-C)

Please specify if required when ordering

Description	Code	Segments	Seats	W x D x H	Price	Price (-P)	Price (-C)
1200mm Deep Poseur Height Shaped Rectangular Tables	CLPA3012F	2	10	3000 x 1200 x 1106mm	£2299	£2399	£2449
	CLPA2412F	1	8	2400 x 1200 x 1106mm	£1624	£1674	£1699
	CLPA2012F	1	6	2000 x 1200 x 1106mm	£1563	£1613	£1638
	CLPA1812F	1	6	1800 x 1200 x 1106mm	£1533	£1583	£1608
	CLPA1612F	1	6	1600 x 1200 x 1106mm	£1511	£1561	£1586
1000mm Deep Poseur Height Shaped Rectangular Tables	CLPA3010F	2	10	3000 x 1000 x 1106mm	£2251	£2351	£2401
	CLPA2410F	1	8	2400 x 1000 x 1106mm	£1588	£1638	£1663
	CLPA2010F	1	6	2000 x 1000 x 1106mm	£1539	£1589	£1614
	CLPA1810F	1	6	1800 x 1000 x 1106mm	£1504	£1554	£1579
	CLPA1610F	1	6	1600 x 1000 x 1106mm	£1481	£1531	£1556
800mm Deep Poseur Height Shaped Rectangular Tables	CLPA248F	1	8	2400 x 800 x 1106mm	£1333	£1383	N/A
	CLPA208F	1	6	2000 x 800 x 1106mm	£1278	£1328	N/A
	CLPA188F	1	6	1800 x 800 x 1106mm	£1231	£1281	N/A
	CLPA168F	1	6	1600 x 800 x 1106mm	£1201	£1251	N/A

Cutout size - 272 x 132mm

Boat Shaped Poseur Height Tables



CLPS2411F-P shown
2400mm x 1100mm x 1106mm inc 2no Cable Ports

Boat Shaped
Sizes from
1600-3000mm Width
900-1300mm Depth



Optional
cable ports (-P) or
cut out for power
module (-C)

Please specify if required when ordering

Description	Code	Segments	Seats	W x D x H	Price	Price (-P)	Price (-C)
1300mm Deep Poseur Height Rectangular Tables	CLPS3013F	2	10	3000 x 1300 x 1106mm	£2311	£2411	£2461
	CLPS2413F	1	8	2400 x 1300 x 1106mm	£1627	£1677	£1702
	CLPS2013F	1	6	2000 x 1300 x 1106mm	£1569	£1619	£1644
	CLPS1813F	1	6	1800 x 1300 x 1106mm	£1541	£1591	£1616
	CLPS1613F	1	6	1600 x 1300 x 1106mm	£1517	£1567	£1592
1100mm Deep Poseur Height Rectangular Tables	CLPS3011F	2	10	3000 x 1100 x 1106mm	£2259	£2359	£2409
	CLPS2411F	1	8	2400 x 1100 x 1106mm	£1595	£1645	£1670
	CLPS2011F	1	6	2000 x 1100 x 1106mm	£1539	£1589	£1614
	CLPS1811F	1	6	1800 x 1100 x 1106mm	£1510	£1560	£1585
	CLPS1611F	1	6	1600 x 1100 x 1106mm	£1488	£1538	£1563
900mm Deep Poseur Height Rectangular Tables	CLPS249F	1	8	2400 x 900 x 1106mm	£1338	£1388	N/A
	CLPS209F	1	6	2000 x 900 x 1106mm	£1287	£1337	N/A
	CLPS189F	1	6	1800 x 900 x 1106mm	£1233	£1283	N/A
	CLPS169F	1	6	1600 x 900 x 1106mm	£1207	£1257	N/A

Cutout size - 272 x 132mm

Codes for board finishes:
Walnut (N), Canadian Maple (CM), Japanese Ash (J), Beech (B), Light Oak (LO), Silver (S), Grey (G), White (W), Santiago Cherry (SC), Stone Oak (SO),
Black (BL), Anthracite (AN), Verade Oak (VO), Slate (ST), Nebraska Oak (NO), Natural (NA), Nordic (RD), Rustic (R)

Codes for trim finishes:
Black (BL)
White (W), Silver (S), Black (BL) Cable Ports

Codes for board finishes:
Walnut (N), Canadian Maple (CM), Japanese Ash (J), Beech (B), Light Oak (LO), Silver (S), Grey (G), White (W), Santiago Cherry (SC), Stone Oak (SO),
Black (BL), Anthracite (AN), Verade Oak (VO), Slate (ST), Nebraska Oak (NO), Natural (NA), Nordic (RD), Rustic (R)


Codes for trim finishes:
Black (BL)
White (W), Silver (S), Black (BL) Cable Ports

- Tapered RAL Painted Leg Design
- Circular, Square, Radiused Square & Shaped Square
- Optional Cable Port
- 3D Plywood Edging available as standard. Add -PLY to the product code
- Choice of 18 board finishes

Available with or
without a central
Cable Port

Please specify if required when ordering

Table Top Shapes



Circular



Square



Radiused
Square



Shaped
Square

Poseur Height Meeting Tables with RAL Painted Legs

Circular Poseur Tables



Code	Seats	W x D x H	Price	Cable Port (-P)
CLPC8F	4	800 x 800 x 1100mm	£904	£993

Square Poseur Tables



Code	Seats	W x D x H	Price	Cable Port (-P)
CLPQ7F	4	700 x 700 x 1100mm	£898	£986

Radiused Square Poseur Tables



Code	Seats	W x D x H	Price	Cable Port (-P)
CLPA7F	4	700 x 700 x 1100mm	£898	£986

Shaped Square Poseur Tables



Code	Seats	W x D x H	Price	Cable Port (-P)
CLPS7F	4	700 x 700 x 1100mm	£898	£986

Codes for board finishes:
Walnut (N), Canadian Maple (CM), Japanese Ash (J), Beech (B), Light Oak (LO), Silver (S), Grey (G), White (W), Santiago Cherry (SC), Stone Oak (SO), Black (BL), Anthracite (AN), Verade Oak (VO), Slate (ST), Nebraska Oak (NO), Natural (NA), Nordic (RD), Rustic (R)

Codes for trim finishes:
Black (BL)
White (W), Silver (S), Black (BL) Cable Ports

Poseur Height Meeting Tables with RAL Painted Legs



Codes for board finishes:
Walnut (N), Canadian Maple (CM), Japanese Ash (J), Beech (B), Light Oak (LO), Silver (S), Grey (G), White (W), Santiago Cherry (SC), Stone Oak (SO), Black (BL), Anthracite (AN), Verade Oak (VO), Slate (ST), Nebraska Oak (NO), Natural (NA), Nordic (RD), Rustic (R)

Codes for trim finishes:
Black (BL)
White (W), Silver (S), Black (BL) Cable Ports

Fabrics Available

- Tapered RAL Painted Leg Design
- High Stools, Low Stools & Benches
- Optional Buttons
- Selection of Fabrics
- *** PLEASE NOTE - Contrasting buttons are not available ***

Band - A	Band - B	Band - C
Rivet	Xtreme	Main Line Flax
Era	Chateau	Blazer
	Manhattan	Synergy
	Urban	Aquarius

Evolve Reception Tables



Description	Code	Shape	W x D x H	Price
	CLRTT6	Triangular	600 x 600 x 455mm	£419
	CLRTC6	Circular	600 x 600 x 455mm	£419
	CLRTC8	Circular	800 x 800 x 455mm	£504
	CLRTSQ6	Square	600 x 600 x 455mm	£493
	CLRTSQ8	Square	800 x 800 x 455mm	£507
	CLRTSQR6	Radiused Corners	600 x 600 x 455mm	£495
	CLRTSQR8	Radiused Corners	800 x 800 x 455mm	£507
	CLRTSQS8	Shaped Square	800 x 800 x 455mm	£530
	CLRTR126	Rectangular	1200 x 600 x 455mm	£530
	CLRTSR126	Radiused Corners	1200 x 600 x 455mm	£530
	CLRTBS126	Boat Shaped	1200 x 600 x 455mm	£530
	CLRTR128	Rectangular	1200 x 800 x 455mm	£542
	CLRTSR128	Radiused Corners	1200 x 800 x 455mm	£554
	CLRTBS128	Boat Shaped	1200 x 800 x 455mm	£554

455mm High
Reception Tables

Codes for board finishes:
Walnut (N), Canadian Maple (CM), Japanese Ash (J), Beech (B), Light Oak (LO), Silver (S), Grey (G), White (W), Santiago Cherry (SC), Stone Oak (SO), Black (BL), Anthracite (AN), Verade Oak (VO), Slate (ST), Nebraska Oak (NO), Natural (NA), Nordic (RD), Rustic (R)

Codes for trim finishes:
Black (BL)

Evolve Seating

Low
Stools



Code	Buttons	W x D x H	Band A	Band B	Band C
CLLSTL	No	375 x 375 x 500mm	£365	£377	£410
CLLSTL-B	Yes	375 x 375 x 500mm	£379	£396	£428

High
Stools



Code	Buttons	W x D x H	Band A	Band B	Band C
CLHSTL	No	375 x 375 x 830mm	£582	£593	£626
CLHSTL-B	Yes	375 x 375 x 830mm	£600	£611	£644

Low
Bench Seats



Code	Buttons	W x D x H	Band A	Band B	Band C
CLBEN	No	1180 x 375 x 500mm	£715	£745	£761
CLBEN-B	Yes	1180 x 375 x 500mm	£771	£800	£816

High
Bench Seats



Code	Buttons	W x D x H	Band A	Band B	Band C
CLHBEN	No	1180 x 375 x 830mm	£868	£883	£928
CLHBEN-B	Yes	1180 x 375 x 830mm	£924	£939	£983

Codes for board finishes:
Walnut (N), Canadian Maple (CM), Japanese Ash (J), Beech (B), Light Oak (LO), Silver (S), Grey (G), White (W), Santiago Cherry (SC), Stone Oak (SO), Black (BL), Anthracite (AN), Verade Oak (VO), Slate (ST), Nebraska Oak (NO), Natural (NA), Nordic (RD), Rustic (R)

Codes for trim finishes:
Black (BL)

Cable Management

Power Module




Code	Description	Price
A-PM	choice of upto 6 sockets	See Page 86

Prism Power Module



Code	Description	Price
A-PMP	choice of upto 8 sockets	See Page 86

Single or Double Cable Tray



Code	Description	Price
FL-EDLT-CT-10	850mm Single Cable Tray	£61
VB-DCT-10	850mm Double Cable Tray	£90

Cable Trays are not compatible with 800 & 900mm deep Posuer Height Tables
Boardroom Tables are machined to accommodate 1 cable tray per table top/segment

Fabric Cable Riser



Code	Description	Price
LDCR	dining height table cable riser	£95
LPCR	poseur height table cable riser	£113

Only Available in 2 Blazer Lite Fabric Colours

RAL Colour Options



Plywood Edging
Plywood edging (-PLY) is available as a standard option on our Evolve tables, to request ply edging on other products, please contact our specials department for a quotation



Desktop Screens and Accessories



Contents

Grip Screens	PAGE 229	Floor Standing Screens	PAGES 246–249
Folding ‘On Desk’ Screens	PAGE 231	Links Strips & Accessories	PAGES 250-251
MFC Screens	PAGES 232-235	Haze Screens	PAGES 252-253
Fabric & Acrylic Desk Screens	PAGES 236–239	Fabric & Acrylic Swatches	PAGES 254–259
Fabric & Acrylic Bench Screens	PAGES 240–243		
Fabric & Acrylic Bench Return Screens	PAGES 244–245		

Lunar Grip Screen



Grip ‘LUNAR’ Screen



Fully upholstered with PVC trim and radiused corners.
Suitable for 25mm thick desk tops only

Trim Colours - White, Silver & Black

Code	Screen size L x H x Thk	Price £			
		Band A	Band B	Band C	Band D
DLGRIP	700 x 492 x 25	£204	£227	£254	£274

Please be mindful of under desk obstructions when ordering GRIP screens. There must be at least 110mm clearance from the front edge of the desktop

Kosi FOLDING Standalone Screens



Kosi FOLDING Standalone Screens

KOSI Lite 'SKI' Folding Screen

Fully upholstered with exposed stitch detail and radiused corners.



KOSI Lite 'PLAIN' Folding Screen

Fully upholstered with exposed stitch detail and radiused corners.



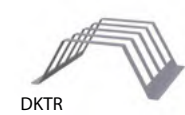
Code	Screen size	Price £
Spine Screen	L x H x Wings	
DKLF-SKI-ECO	600 x 455 x 490	£303
DKLF-SKI-0655	600 x 525 x 590	£389
DKLF-SKI-0855	800 x 525 x 590	£421
DKLF-SKI-1055	1000 x 525 x 590	£449
DKLF-SKI-1255	1200 x 525 x 590	£463

Code	Screen size	Price £
Spine Screen	L x H x Thk	
DKLF-PLN-ECO	600 x 455 x 490	£303
DKLF-PLN-0655	600 x 525 x 590	£389
DKLF-PLN-0855	800 x 525 x 590	£421
DKLF-PLN-1055	1000 x 525 x 590	£449
DKLF-PLN-1255	1200 x 525 x 590	£463


Kosi Blazer Lite 3mm Foam Backed Screen Fabrics - Blazer Lite fabrics not shown below are subject to minimum order quantities

Happy LTH55	Balance LTH41	Tender LTH53	True LTH61	Retreat LTH39	Solace LTH70	Devoted LTH58	Mood LTH44
Dainty LTH64	Wish LTH67	Harmony LTH63	Buddha LTH56	Daydream LTH46	Cuddle LTH62	Haven LTH40	Hope LTH50

KOSI Lite Folding Screen
Storage Brackets



DKTR



DKWBKT



DKWMTR

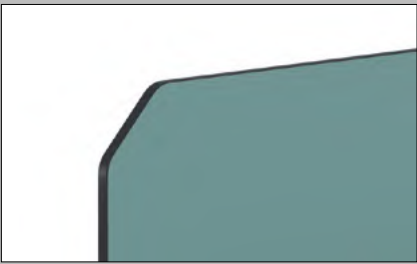
				Price £
Code	W x D x H	Position	Screen Capacity	
DKTR	432 x 350 x 152	Standalone	4	£86
DKWMTR	350 x 140 x 1270	Wall Mounted	5	£154
DKWBKT	350 x 81 x 270	Wall Mounted	1	£62

Blazer Lite fabric only. Above fabrics are stock colours - other fabrics in the range are POA

CONTRASTING EDGING

Add a number **2** to the start of the product code for MFC screens with contrasting edging.

Example Product Code: 2DMFC-S-1638



Specifying desktop screens

DESK SCREENS	BENCH SCREENS	DESK TWO-TONE SCREENS	BENCH TWO-TONE SCREENS
Add '-ID' to product code	Add '-BD' to product code	Add '-ID' to product code	Add '-BD' to product code
Example Code	Example Code	Example Code	Example Code
DMFC-S-1638-ID	DMFC-S-1638-BD	2DMFC-S-1638-ID	2DMFC-S-1638-BD

380mm High MFC Desktop Screens

Straight 'MFC' Screen

Rectangular 18mm MFC screen with radiused corners.
Supplied with mounting brackets
Single or contrasting edging option.



Please note: Return screens are 10mm shorter in length
Bench Return Screens are 25mm less in height

Trapezoidal 'MFC' Screen

18mm MFC screen with bevelled edge detail and radiused corners.
Supplied with mounting brackets
Single or contrasting edging option.



Please note: Return screens are 10mm shorter in length
Bench Return Screens are 25mm less in height

Pitched 'MFC' Screen

Rectangular 18mm MFC screen with chamfered corners.
Supplied with mounting brackets
Single or contrasting edging option.



Please note: Return screens are 10mm shorter in length
Bench Return Screens are 25mm less in height

Code	Code	Screen size	Price £
Spine Screen	Return Screen	L x H x Thk	
DMFC-S-0638	DMFC-S-0638R	600 x 380 x 18	£151
DMFC-S-0838	DMFC-S-0838R	800 x 380 x 18	£151
DMFC-S-1038	DMFC-S-1038R	1000 x 380 x 18	£154
DMFC-S-1238	DMFC-S-1238R	1200 x 380 x 18	£156
DMFC-S-123038	-	1230 x 350 x 18	£156
DMFC-S-1438	DMFC-S-1438R	1400 x 380 x 18	£158
DMFC-S-143038	-	1430 x 350 x 18	£158
DMFC-S-1638	DMFC-S-1638R	1600 x 380 x 18	£168
DMFC-S-163038	-	1630 x 350 x 18	£168
DMFC-S-1838	DMFC-S-1838R	1800 x 380 x 18	£171
DMFC-S-2038	-	2000 x 380 x 18	£174

Code	Code	Screen size	Price £
Spine Screen	Return Screen	L x H x Thk	
DMFC-T-0638	DMFC-T-0638R	600 x 380 x 18	£151
DMFC-T-0838	DMFC-T-0838R	800 x 380 x 18	£151
DMFC-T-1038	DMFC-T-1038R	1000 x 380 x 18	£154
DMFC-T-1238	DMFC-T-1238R	1200 x 380 x 18	£156
DMFC-T-123038	-	1230 x 350 x 18	£156
DMFC-T-1438	DMFC-T-1438R	1400 x 380 x 18	£158
DMFC-T-143038	-	1430 x 350 x 18	£158
DMFC-T-1638	DMFC-T-1638R	1600 x 380 x 18	£168
DMFC-T-163038	-	1630 x 350 x 18	£168
DMFC-T-1838	DMFC-T-1838R	1800 x 380 x 18	£171
DMFC-T-2038	-	2000 x 380 x 18	£174

Code	Code	Screen size	Price £
Spine Screen	Return Screen	L x H x Thk	
DMFC-P-0638	DMFC-P-0638R	600 x 380 x 18	£151
DMFC-P-0838	DMFC-P-0838R	800 x 380 x 18	£151
DMFC-P-1038	DMFC-P-1038R	1000 x 380 x 18	£154
DMFC-P-1238	DMFC-P-1238R	1200 x 380 x 18	£156
DMFC-P-123038	-	1230 x 350 x 18	£156
DMFC-P-1438	DMFC-P-1438R	1400 x 380 x 18	£158
DMFC-P-143038	-	1430 x 350 x 18	£158
DMFC-P-1638	DMFC-P-1638R	1600 x 380 x 18	£168
DMFC-P-163038	-	1630 x 350 x 18	£168
DMFC-P-1838	DMFC-P-1838R	1800 x 380 x 18	£171
DMFC-P-2038	-	2000 x 380 x 18	£174

380mm High MFC Desktop Screens

Dome 'MFC' Screen

18mm MFC screen with dome shaped top.
Supplied with mounting brackets
Single or contrasting edging option.



Please note: Return screens are 10mm shorter in length
Bench Return Screens are 25mm less in height

Curved 'MFC' Screen

Rectangular 18mm MFC screen with radiused corners.
Supplied with mounting brackets
Single or contrasting edging option.



Please note: Return screens are 10mm shorter in length
Bench Return Screens are 25mm less in height

Code	Code	Screen size	Price £
Spine Screen	Return Screen	L x H x Thk	
DMFC-D-0638	DMFC-D-0638R	600 x 380 x 18	£151
DMFC-D-0838	DMFC-D-0838R	800 x 380 x 18	£151
DMFC-D-1038	DMFC-D-1038R	1000 x 380 x 18	£154
DMFC-D-1238	DMFC-D-1238R	1200 x 380 x 18	£156
DMFC-D-123038	-	1230 x 350 x 18	£156
DMFC-D-1438	DMFC-D-1438R	1400 x 380 x 18	£158
DMFC-D-143038	-	1430 x 350 x 18	£158
DMFC-D-1638	DMFC-D-1638R	1600 x 380 x 18	£168
DMFC-D-163038	-	1630 x 350 x 18	£168
DMFC-D-1838	DMFC-D-1838R	1800 x 380 x 18	£171
DMFC-D-2038	-	2000 x 380 x 18	£174

Code	Code	Screen size	Price £
Spine Screen	Return Screen	L x H x Thk	
DMFC-C-0638	DMFC-C-0638R	600 x 380 x 18	£151
DMFC-C-0838	DMFC-C-0838R	800 x 380 x 18	£151
DMFC-C-1038	DMFC-C-1038R	1000 x 380 x 18	£154
DMFC-C-1238	DMFC-C-1238R	1200 x 380 x 18	£156
DMFC-C-1438	DMFC-C-1438R	1400 x 380 x 18	£158
DMFC-C-1638	DMFC-C-1638R	1600 x 380 x 18	£168
DMFC-C-1838	DMFC-C-1838R	1800 x 380 x 18	£171
DMFC-C-2038	-	2000 x 380 x 18	£174

For 120° Workstations, please specify Return Screens when ordering.

Example Code:
DMFC-C-1238R



Codes for board finishes:
Walnut (N), Canadian Maple (CM), Japanese Ash (J), Beech (B), Light Oak (LO), Silver (S), Grey (G), White (W), Santiago Cherry (SC), Stone Oak (SO), Black (BL), Anthracite (AN), Verade Oak (VO), Slate (ST), Nebraska Oak (NO), Natural (NA), Nordic (ND), Rustic (R), Ocean (OC), Sky (SK), Forest (FO), Lemon (LE), Rose (RO), Sandstone (SA)

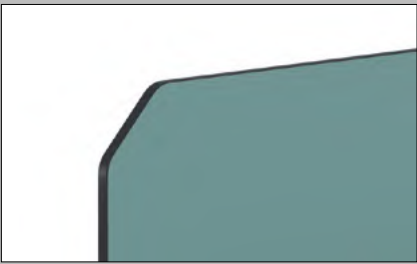
Bracket Colours:
Black (BL), White (W), Silver (S)

Please Note: Bench Return Screens are only available as 600, 700, 800 & 1000mm long

CONTRASTING EDGING

Add a number **2** to the start of the product code for MFC screens with contrasting edging.

Example Product Code: 2DMFC-S-1650



Specifying desktop screens

DESK SCREENS	BENCH SCREENS	DESK TWO-TONE SCREENS	BENCH TWO-TONE SCREENS
Add '-ID' to product code	Add '-BD' to product code	Add '-ID' to product code	Add '-BD' to product code
Example Code	Example Code	Example Code	Example Code
DMFC-S-1650-ID	DMFC-S-1650-BD	2DMFC-S-1650-ID	2DMFC-S-1650-BD

500mm High MFC Desktop Screens

Straight 'MFC' Screen

Rectangular 18mm MFC screen with radiused corners.

Supplied with mounting brackets
Single or contrasting edging option.



Please note: Return screens are 10mm shorter in length
Bench Return Screens are 25mm less in height

Trapezoidal 'MFC' Screen

18mm MFC screen with bevelled edge detail and radiused corners.

Supplied with mounting brackets
Single or contrasting edging option.



Please note: Return screens are 10mm shorter in length
Bench Return Screens are 25mm less in height

Pitched 'MFC' Screen

Rectangular 18mm MFC screen with chamfered corners.

Supplied with mounting brackets
Single or contrasting edging option.



Please note: Return screens are 10mm shorter in length
Bench Return Screens are 25mm less in height

Code	Code	Screen size	Price £
Spine Screen	Return Screen	L x H x Thk	
DMFC-S-0650	DMFC-S-0650R	600 x 500 x 18	£164
DMFC-S-0850	DMFC-S-0850R	800 x 500 x 18	£164
DMFC-S-1050	DMFC-S-1050R	1000 x 500 x 18	£167
DMFC-S-1250	DMFC-S-1250R	1200 x 500 x 18	£171
DMFC-S-123050	-	1230 x 485 x 18	£171
DMFC-S-1450	DMFC-S-1450R	1400 x 500 x 18	£174
DMFC-S-143050	-	1430 x 485 x 18	£174
DMFC-S-1650	DMFC-S-1650R	1600 x 500 x 18	£185
DMFC-S-163050	-	1630 x 485 x 18	£185
DMFC-S-1850	DMFC-S-1850R	1800 x 500 x 18	£188
DMFC-S-2050	-	2000 x 500 x 18	£190

Code	Code	Screen size	Price £
Spine Screen	Return Screen	L x H x Thk	
DMFC-T-0650	DMFC-T-0650R	600 x 500 x 18	£164
DMFC-T-0850	DMFC-T-0850R	800 x 500 x 18	£164
DMFC-T-1050	DMFC-T-1050R	1000 x 500 x 18	£167
DMFC-T-1250	DMFC-T-1250R	1200 x 500 x 18	£171
DMFC-T-123050	-	1230 x 485 x 18	£171
DMFC-T-1450	DMFC-T-1450R	1400 x 500 x 18	£174
DMFC-T-143050	-	1430 x 485 x 18	£174
DMFC-T-1650	DMFC-T-1650R	1600 x 500 x 18	£185
DMFC-T-163050	-	1630 x 485 x 18	£185
DMFC-T-1850	DMFC-T-1850R	1800 x 500 x 18	£188
DMFC-T-2050	-	2000 x 500 x 18	£190

Code	Code	Screen size	Price £
Spine Screen	Return Screen	L x H x Thk	
DMFC-P-0650	DMFC-P-0650R	600 x 500 x 18	£164
DMFC-P-0850	DMFC-P-0850R	800 x 500 x 18	£164
DMFC-P-1050	DMFC-P-1050R	1000 x 500 x 18	£167
DMFC-P-1250	DMFC-P-1250R	1200 x 500 x 18	£171
DMFC-P-123050	-	1230 x 485 x 18	£171
DMFC-P-1450	DMFC-P-1450R	1400 x 500 x 18	£174
DMFC-P-143050	-	1430 x 485 x 18	£174
DMFC-P-1650	DMFC-P-1650R	1600 x 500 x 18	£185
DMFC-P-163050	-	1630 x 485 x 18	£185
DMFC-P-1850	DMFC-P-1850R	1800 x 500 x 18	£188
DMFC-P-2050	-	2000 x 500 x 18	£190

500mm High MFC Desktop Screens

Dome 'MFC' Screen

18mm MFC screen with dome shaped top.

Supplied with mounting brackets
Single or contrasting edging option.



Please note: Return screens are 10mm shorter in length
Bench Return Screens are 25mm less in height

Curved 'MFC' Screen

Rectangular 18mm MFC screen with radiused corners.

Supplied with mounting brackets
Single or contrasting edging option.



Please note: Return screens are 10mm shorter in length
Bench Return Screens are 25mm less in height

Code	Code	Screen size	Price £
Spine Screen	Return Screen	L x H x Thk	
DMFC-D-0650	DMFC-D-0650R	600 x 500 x 18	£164
DMFC-D-0850	DMFC-D-0850R	800 x 500 x 18	£164
DMFC-D-1050	DMFC-D-1050R	1000 x 500 x 18	£167
DMFC-D-1250	DMFC-D-1250R	1200 x 500 x 18	£171
DMFC-D-123050	-	1230 x 485 x 18	£171
DMFC-D-1450	DMFC-D-1450R	1400 x 500 x 18	£174
DMFC-D-143050	-	1430 x 485 x 18	£174
DMFC-D-1650	DMFC-D-1650R	1600 x 500 x 18	£185
DMFC-D-163050	-	1630 x 485 x 18	£185
DMFC-D-1850	DMFC-D-1850R	1800 x 500 x 18	£188
DMFC-D-2050	-	2000 x 500 x 18	£190

Code	Code	Screen size	Price £
Spine Screen	Return Screen	L x H x Thk	
DMFC-C-0650	DMFC-C-0650R	600 x 500 x 18	£164
DMFC-C-0850	DMFC-C-0850R	800 x 500 x 18	£164
DMFC-C-1050	DMFC-C-1050R	1000 x 500 x 18	£167
DMFC-C-1250	DMFC-C-1250R	1200 x 500 x 18	£171
DMFC-C-1450	DMFC-C-1450R	1400 x 500 x 18	£174
DMFC-C-1650	DMFC-C-1650R	1600 x 500 x 18	£185
DMFC-C-1850	DMFC-C-1850R	1800 x 500 x 18	£188
DMFC-C-2050	-	2000 x 500 x 18	£190

For 120° Workstations, please specify Return Screens when ordering.

Example Code:
2DMFC-C-1250R



Codes for board finishes:
Walnut (N), Canadian Maple (CM), Japanese Ash (J), Beech (B), Light Oak (LO), Silver (S), Grey (G), White (W), Santiago Cherry (SC), Stone Oak (SO), Black (BL), Anthracite (AN), Verade Oak (VO), Slate (ST), Nebraska Oak (NO), Natural (NA), Nordic (ND), Rustic (R), Ocean (OC), Sky (SK), Forest (FO), Lemon (LE), Rose (RO), Sandstone (SA)

Bracket Colours:
Black (BL), White (W), Silver (S)

Specify desking range

SIRIUS SCREENS	ODYSSEY SCREENS	PURE SCREENS
Add '-S' to product code	Add '-O' to product code	Add '-P' to product code
Example Code	Example Code	Example Code
DLS1638-S	DLS1638-O	DLS1638-P

380mm High Desktop Screens

Straight 'LUNAR' Screen



Fully upholstered with PVC trim and radiused corners.
Please note: Return screens are 15mm shorter in length.

Code	Code	Screen size		Price £			
		Spine Screen	Return Screen	L x H x Thk	Band A	Band B	Band C Band D
-	DLS0638R			600 x 380 x 25	£171	£180	£198 £233
DLS0838	DLS0838R			800 x 380 x 25	£176	£189	£210 £255
DLS1038	DLS1038R			1000 x 380 x 25	£181	£196	£222 £275
DLS1238	DLS1238R			1200 x 380 x 25	£191	£206	£238 £299
DLS1438	DLS1438R			1400 x 380 x 25	£194	£212	£248 £318
DLS1638	DLS1638R			1600 x 380 x 25	£209	£231	£270 £350
DLS163038	-			1630 x 380 x 25	£209	£231	£270 £350
DLS1838	DLS1838R			1800 x 380 x 25	£214	£250	£282 £372

Curved 'LUNAR' Screen



Fully upholstered with PVC trim and radiused corners.
Please note: Return screens are 15mm shorter in length.

Code	Code	Screen size		Price £			
		Spine Screen	Return Screen	L x H x Thk	Band A	Band B	Band C Band D
-	DLC0638R			585 x 380/180 x 25	£171	£180	£198 £233
DLC0838	DLC0838R			800 x 380/180 x 25	£176	£189	£210 £255
DLC1038	DLC1038R			1000 x 380/180 x 25	£181	£196	£222 £275
DLC1238	DLC1238R			1200 x 380/180 x 25	£191	£206	£238 £299
DLC1438	DLC1438R			1400 x 380/180 x 25	£194	£212	£248 £318
DLC1638	DLC1638R			1600 x 380/180 x 25	£209	£231	£270 £350
DLC1838	DLC1838R			1800 x 380/180 x 25	£214	£250	£282 £372


Wave 'LUNAR' Screen



Fully upholstered with PVC trim and radiused corners.
Please note: Return screens are 15mm shorter in length.

Code	Code	Screen size		Price £			
		Spine Screen	Return Screen	L x H x Thk	Band A	Band B	Band C Band D
-	DLW0638R			585 x 380/180 x 25	£171	£180	£198 £233
DLW0838	DLW0838R			800 x 380/180 x 25	£176	£189	£210 £255
DLW1038	DLW1038R			1000 x 380/180 x 25	£181	£196	£222 £275
DLW1238	DLW1238R			1200 x 380/180 x 25	£191	£206	£238 £299
DLW1438	DLW1438R			1400 x 380/180 x 25	£194	£211	£248 £318
DLW1638	DLW1638R			1600 x 380/180 x 25	£209	£231	£269 £350
DLW1838	DLW1838R			1800 x 380/180 x 25	£214	£250	£281 £371

Straight 'TRIDENT Type 7' Screen



Fully upholstered with PVC trim and aluminium end posts.
Silver & White trim only.
Please note: Return screens are 15mm shorter in length

Code	Code	Screen size		Price £			
		Spine Screen	Return Screen	L x H x Thk	Band A	Band B	Band C Band D
-	DT7S0638R			585 x 380 x 30	£201	£220	£235 £279
DT7S0838	DT7S0838R			800 x 380 x 30	£201	£220	£235 £279
DT7S1038	DT7S1038R			1000 x 380 x 30	£207	£231	£248 £301
DT7S1238	DT7S1238R			1200 x 380 x 30	£218	£240	£264 £326
DT7S1438	DT7S1438R			1400 x 380 x 30	£221	£250	£274 £346
DT7S1638	DT7S1638R			1600 x 380 x 30	£236	£267	£297 £376
DT7S163038	-			1630 x 380 x 30	£236	£267	£297 £376
DT7S1838	DT7S1838R			1800 x 380 x 30	£243	£279	£311 £399

Trim Colours - White, Silver & Black

380mm High Desktop Screens

Curved 'TRIDENT Type 1' Screen



Fully upholstered with PVC trim and aluminium end posts.
Silver & White trim only
Please note: Return screens are 15mm shorter in length

Code	Code	Screen size		Price £			
		Spine Screen	Return Screen	L x H x Thk	Band A	Band B	Band C Band D
-	DT1C0638R			585 x 380/180 x 30	£207	£220	£228 £265
DT1C0838	DT1C0838R			800 x 380/180 x 30	£207	£220	£241 £287
DT1C1038	DT1C1038R			1000 x 380/180 x 30	£218	£231	£256 £311
DT1C1238	DT1C1238R			1200 x 380/180 x 30	£223	£240	£269 £332
DT1C1438	DT1C1438R			1400 x 380/180 x 30	£229	£250	£283 £354
DT1C1638	DT1C1638R			1600 x 380/180 x 30	£246	£267	£305 £386
DT1C1838	DT1C1838R			1800 x 380/180 x 30	£254	£279	£323 £410

Wave 'TRIDENT Type 1' Screen



Fully upholstered with PVC trim and aluminium end posts.
Silver & White trim only
Please note: Return screens are 15mm shorter in length

Code	Code	Screen size		Price £			
		Spine Screen	Return Screen	L x H x Thk	Band A	Band B	Band C Band D
-	DT1W0638R			585 x 380/180 x 30	£207	£220	£228 £265
DT1W0838	DT1W0838R			800 x 380/180 x 30	£207	£220	£241 £287
DT1W1038	DT1W1038R			1000 x 380/180 x 30	£218	£231	£256 £311
DT1W1238	DT1W1238R			1200 x 380/180 x 30	£223	£240	£269 £332
DT1W1438	DT1W1438R			1400 x 380/180 x 30	£229	£250	£283 £354
DT1W1638	DT1W1638R			1600 x 380/180 x 30	£246	£267	£305 £386
DT1W1838	DT1W1838R			1800 x 380/180 x 30	£254	£279	£323 £410

Straight 'TRIDENT Type 1' Screen
Single Tool Rail



Fully upholstered with aluminium frame.
Please note: Return screens are 15mm shorter in length

Code	Code	Screen size		Price £			
		Spine Screen	Return Screen	L x H x Thk	Band A	Band B	Band C Band D
-	DT1S0638R			585 x 380 x 30	£201	£210	£228 £265
DT1S0838	DT1S0838R			800 x 380 x 30	£207	£220	£241 £287
DT1S1038	DT1S1038R			1000 x 380 x 30	£218	£231	£256 £311
DT1S1238	DT1S1238R			1200 x 380 x 30	£223	£240	£269 £332
DT1S1438	DT1S1438R			1400 x 380 x 30	£229	£250	£283 £354
DT1S1638	DT1S1638R			1600 x 380 x 30	£246	£267	£305 £386
DT1S163038	-			1630 x 380 x 30	£246	£267	£305 £386
DT1S1838	DT1S1838R			1800 x 380 x 30	£254	£279	£323 £410

Straight 'TRIDENT Type 2' Screen
Triple Tool Rail



Fully upholstered, aluminium frame with triple toolbar.
Please note: Return screens are 15mm shorter in length

Code	Code	Screen size		Price £			
		Spine Screen	Return Screen	L x H x Thk	Band A	Band B	Band C Band D
-	DT2S0638R			585 x 380 x 30	£258	£269	£287 £323
DT2S0838	DT2S0838R			800 x 380 x 30	£268	£280	£301 £347
DT2S1038	DT2S1038R			1000 x 380 x 30	£283	£298	£324 £377
DT2S1238	DT2S1238R			1200 x 380 x 30	£288	£303	£334 £396
DT2S1438	DT2S1438R			1400 x 380 x 30	£302	£323	£357 £428
DT2S1638	DT2S1638R			1600 x 380 x 30	£320	£341	£380 £458
DT2S163038	-			1630 x 380 x 30	£320	£341	£380 £458
DT2S1838	DT2S1838R			1800 x 380 x 30	£340	£363	£407 £497

Trim Colours - White, Silver & Black

ALTO Screen Fabrics

Band A	Band C	Band D
Cara	Blazer Lite	Synergy
		Blazer

Specify desking range

SIRIUS SCREENS	ODYSSEY SCREENS	PURE SCREENS
Add '-S' to product code	Add '-O' to product code	Add '-P' to product code
Example Code	Example Code	Example Code
DLS1638-S	DLS1638-O	DLS1638-P

380mm High Desktop Screens

Straight 'ALTO' Screen

Fully upholstered with bevelled edge detail and radiused corners.

Supplied with mounting brackets



Please note: Return screens are 15mm shorter in length

		Code	Code	Screen size	Price £		
Spine Screen	Return Screen			L x H x Thk	Band A	Band C	Band D
-	DAS0638R			585 x 380 x 27	£201	£223	£257
DAS0838	DAS0838R			800 x 380 x 27	£204	£226	£262
DAS1038	DAS1038R			1000 x 380 x 27	£212	£238	£274
DAS1238	DAS1238R			1200 x 380 x 27	£218	£244	£288
DAS1438	DAS1438R			1400 x 380 x 27	£223	£256	£302
DAS1638	DAS1638R			1600 x 380 x 27	£228	£266	£316
DAS1838	DAS1838R			1800 x 380 x 27	£241	£283	£340
DAS2038				2000 x 380 x 27	£246	£291	£352

Trapezoidal 'ALTO' Screen

Fully upholstered with bevelled edge detail and radiused corners.

Supplied with mounting brackets



Please note: Return screens are 15mm shorter in length

		Code	Code	Screen size	Price £		
Spine Screen	Return Screen			L x H x Thk	Band A	Band C	Band D
-	DAT0638R			585 x 380 x 27	£201	£223	£257
DAT0838	DAT0838R			800 x 380 x 27	£204	£226	£262
DAT1038	DAT1038R			1000 x 380 x 27	£212	£238	£274
DAT1238	DAT1238R			1200 x 380 x 27	£218	£244	£288
DAT1438	DAT1438R			1400 x 380 x 27	£223	£256	£302
DAT1638	DAT1638R			1600 x 380 x 27	£228	£266	£316
DAT1838	DAT1838R			1800 x 380 x 27	£241	£283	£340
DAT2038				2000 x 380 x 27	£246	£291	£352

Straight 'KOSI' Screen

Fully upholstered with exposed stitch detail and radiused corners.

Supplied with mounting brackets

BLAZER LITE fabric only



Please note: Return screens are 15mm shorter in length

		Code	Code	Screen size	Price £	
Spine Screen	Return Screen			L x H x Thk		
-	DK0638R			585 x 380 x 25	£301	
DK0838	DK0838R			800 x 380 x 25	£304	
DK1038	DK1038R			1000 x 380 x 25	£307	
DK1238	DK1238R			1200 x 380 x 25	£311	
DK1438	DK1438R			1400 x 380 x 25	£320	
DK1638	DK1638R			1600 x 380 x 25	£344	
DK1838	DK1838R			1800 x 380 x 25	£432	

Kosi Blazer Lite 3mm Foam Backed Screen Fabrics - Blazer Lite fabrics not shown below are subject to minimum order quantities

Happy LTH55	Balance LTH41	Tender LTH53	True LTH61	Retreat LTH39	Solace LTH70	Devoted LTH58	Mood LTH44
Dainty LTH64	Wish LTH67	Harmony LTH63	Buddha LTH56	Daydream LTH46	Cuddle LTH62	Haven LTH40	Hope LTH50

Blazer Lite fabric only. Above fabrics are stock colours - other fabrics in the range are POA

380mm High Desktop Screens

Straight 'HORIZON Type 3' Screen



Acrylic aluminium framed screen.

Please note: Return screens are 15mm shorter in length

		Code	Code	Screen size	Price £	
Spine Screen	Return Screen			L x H x Thk		
-	DH3S0638R			585 x 380 x 30	£265	
DH3S0838	DH3S0838R			800 x 380 x 30	£269	
DH3S1038	DH3S1038R			1000 x 380 x 30	£281	
DH3S1238	DH3S1238R			1200 x 380 x 30	£298	
DH3S1438	DH3S1438R			1400 x 380 x 30	£310	
DH3S1638	DH3S1638R			1600 x 380 x 30	£323	
DH3S163038	-			1630 x 380 x 30	£346	
DH3S1838	DH3S1838R			1800 x 380 x 30	£363	

Straight 'HORIZON Type 4' Screen



Acrylic aluminium framed screen with triple toolbar.

Please note: Return screens are 15mm shorter in length

		Code	Code	Screen size	Price £	
Spine Screen	Return Screen			L x H x Thk		
-	DH4S0638R			585 x 380 x 30	£268	
DH4S0838	DH4S0838R			800 x 380 x 30	£279	
DH4S1038	DH4S1038R			1000 x 380 x 30	£288	
DH4S1238	DH4S1238R			1200 x 380 x 30	£304	
DH4S1438	DH4S1438R			1400 x 380 x 30	£327	
DH4S1638	DH4S1638R			1600 x 380 x 30	£335	
DH4S163038	-			1630 x 380 x 30	£371	
DH4S1838	DH4S1838R			1800 x 380 x 30	£399	

HORIZON Type 5 Spine Rail



Spine tool rail not including acrylic blade.

Return screens suitable for 3 way segment workstations only

Supplied with brackets. 3 way link post required.

		Code	Code	Screen size	Price £	
Spine Screen	Return Screen			L x H x Thk		
DH50817	-			800 x 165 x 30	£229	
DH51017	DH51017R			1000 x 165 x 30	£243	
DH51217	DH51217R			1200 x 165 x 30	£268	
DH51417	-			1400 x 165 x 30	£269	
DH51617	DH51617R			1600 x 165 x 30	£269	
DH5163017	-			1630 x 165 x 30	£269	
DH51817	-			1800 x 165 x 30	£300	

HORIZON Type 6 Spine Rail



Spine tool rail including acrylic blade.

Return screens suitable for 3 way segment workstations only

Supplied with brackets. 3 way link post required.

		Code	Code	Screen size	Price £	
Spine Screen	Return Screen			L x H x Thk		
DH60838	-			800 x 380 x 30	£275	
DH61038	DH61038R			1000 x 380 x 30	£300	
DH61238	DH61238R			1200 x 380 x 30	£333	
DH61438	-			1400 x 380 x 30	£357	
DH61638	DH61638R			1600 x 380 x 30	£372	
DH6163038	-			1630 x 380 x 30	£372	
DH61838	-			1800 x 380 x 30	£395	

Trim Colours - White, Silver & Black

Specifying BENCH desktop screens

BENCH BACK TO BACK ROW SCREENS	BENCH BACK TO BACK ROW EXTENSION SCREENS	<u>Please note</u> When ordering 'TRIDENT' & 'HORIZON' Spine Screens please start with a standard '-DB' screen then add '-DBE' extension screens to extend the run	BENCH SINGLE ROW SCREENS	BENCH INDIVIDUAL DESK SCREENS
Add '-DB' to product code	Add '-DBE' to product code		Add '-SB' to product code	Add '-IB' to product code
Example Code	Example Code		Example Code	Example Code
DT2S1638-DB	DT2S1638-DBE		DT2S1638-SB	DT2S1638-IB

BENCH Desktop Screens


Straight 'LUNAR' Screen



Fully upholstered with PVC trim and radiused corners.

Code	Screen size		Price £			
	Spine Screen	L x H x Thk	Band A	Band B	Band C	Band D
DLS0838		800 x 380 x 25	£176	£189	£210	£255
DLS1038		1000 x 380 x 25	£181	£196	£222	£275
DLS1238		1200 x 380 x 25	£191	£206	£238	£299
DLS1438		1400 x 380 x 25	£194	£212	£248	£318
DLS1638		1600 x 380 x 25	£209	£231	£270	£350
DLS163038		1630 x 380 x 25	£209	£231	£270	£350
DLS1838		1800 x 380 x 25	£214	£250	£282	£372
DLS2038		2000 x 380 x 25	£228	£267	£299	£401

Curved 'LUNAR' Screen



Fully upholstered with PVC trim and radiused corners.

Code	Screen size		Price £			
	Spine Screen	L x H x Thk	Band A	Band B	Band C	Band D
DLC1038		1000 x 380/180 x 25	£181	£196	£222	£275
DLC1238		1200 x 380/180 x 25	£191	£206	£238	£299
DLC1438		1400 x 380/180 x 25	£194	£212	£248	£318
DLC1638		1600 x 380/180 x 25	£209	£231	£270	£350
DLC1838		1800 x 380/180 x 25	£214	£250	£282	£372
DLC2038		2000 x 380/180 x 25	£228	£267	£299	£401


Wave 'LUNAR' Screen



Fully upholstered with PVC trim and radiused corners.

Code	Screen size		Price £			
	Spine Screen	L x H x Thk	Band A	Band B	Band C	Band D
DLW1038		1000 x 380/180 x 25	£181	£196	£222	£275
DLW1238		1200 x 380/180 x 25	£191	£206	£238	£299
DLW1438		1400 x 380/180 x 25	£194	£212	£248	£318
DLW1638		1600 x 380/180 x 25	£209	£231	£270	£350
DLW1838		1800 x 380/180 x 25	£214	£250	£282	£372
DLW2038		2000 x 380/180 x 25	£228	£267	£299	£401

Straight 'TRIDENT Type 7' Screen



Fully upholstered with PVC trim and aluminium end posts.
Silver & White trim only
Please note: FOR RETURN SCREENS SEE PAGES

Code	Screen size		Price £			
	Spine Screen	L x H x Thk	Band A	Band B	Band C	Band D
DT7S1038		1000 x 380 x 30	£207	£231	£248	£301
DT7S1238		1200 x 380 x 30	£218	£240	£264	£326
DT7S1438		1400 x 380 x 30	£221	£250	£274	£346
DT7S143038		1430 x 380 x 30	£221	£250	£274	£346
DT7S1638		1600 x 380 x 30	£236	£267	£297	£376
DT7S163038		1630 x 380 x 30	£236	£267	£297	£376
DT7S1838		1800 x 380 x 30	£243	£279	£311	£399

Trim Colours - White, Silver & Black

BENCH Desktop Screens

Curved 'TRIDENT Type 1' Screen



Fully upholstered with PVC trim and aluminium end posts.
Silver & White trim only

Code	Screen size		Price £			
	Spine Screen	L x H x Thk	Band A	Band B	Band C	Band D
DT1C1038		1000 x 380/180 x 30	£218	£231	£256	£311
DT1C1238		1200 x 380/180 x 30	£223	£240	£269	£332
DT1C1438		1400 x 380/180 x 30	£229	£250	£283	£354
DT1C1638		1600 x 380/180 x 30	£246	£267	£305	£386
DT1C1838		1800 x 380/180 x 30	£254	£279	£323	£410

Please note: FOR RETURN SCREENS SEE PAGES

Wave 'TRIDENT Type 1' Screen



Fully upholstered with PVC trim and aluminium end posts.
Silver & White trim only

Code	Screen size		Price £			
	Spine Screen	L x H x Thk	Band A	Band B	Band C	Band D
DT1W1038		1000 x 380/180 x 30	£218	£231	£256	£311
DT1W1238		1200 x 380/180 x 30	£223	£240	£269	£332
DT1W1438		1400 x 380/180 x 30	£229	£250	£283	£354
DT1W1638		1600 x 380/180 x 30	£246	£267	£305	£386
DT1W1838		1800 x 380/180 x 30	£254	£279	£323	£410

Please note: FOR RETURN SCREENS SEE PAGES


Straight 'TRIDENT Type 1' Screen
Single Tool Rail



Fully upholstered with aluminium frame.
Please note: FOR RETURN SCREENS SEE PAGES

Code	Screen size		Price £			
	Spine Screen	L x H x Thk	Band A	Band B	Band C	Band D
DT1S1038		1000 x 380 x 30	£218	£231	£256	£311
DT1S1238		1200 x 380 x 30	£223	£240	£269	£332
DT1S1438		1400 x 380 x 30	£229	£250	£283	£354
DT1S143038		1430 x 380 x 30	£229	£250	£283	£354
DT1S1638		1600 x 380 x 30	£246	£267	£305	£386
DT1S163038		1630 x 380 x 30	£246	£267	£305	£386
DT1S1838		1800 x 380 x 30	£254	£279	£323	£410

Straight 'TRIDENT Type 2' Screen
Triple Tool Rail



Fully upholstered, aluminium frame with triple toolbar.
Please note: FOR RETURN SCREENS SEE PAGES

Code	Screen size		Price £			
	Spine Screen	L x H x Thk	Band A	Band B	Band C	Band D
DT2S1038		1000 x 380 x 30	£283	£298	£324	£377
DT2S1238		1200 x 380 x 30	£288	£303	£334	£396
DT2S1438		1400 x 380 x 30	£302	£323	£357	£428
DT2S143038		1430 x 380 x 30	£302	£323	£357	£428
DT2S1638		1600 x 380 x 30	£320	£341	£380	£458
DT2S163038		1630 x 380 x 30	£320	£341	£380	£458
DT2S1838		1800 x 380 x 30	£340	£363	£407	£497

Trim Colours - White, Silver & Black

ALTO Screen Fabrics

Band A	Band C	Band D
Cara	Blazer Lite	Synergy
		Blazer

Specifying BENCH desktop screens

BENCH BACK TO BACK ROW SCREENS	BENCH BACK TO BACK ROW EXTENSION SCREENS	<i>Please note</i> When ordering 'TRIDENT' & 'HORIZON' Spine Screens please start with a standard '-DB' screen then add '-DBE' extension screens to extend the run	BENCH SINGLE ROW SCREENS	BENCH INDIVIDUAL DESK SCREENS
Add '-DB' to product code	Add '-DBE' to product code		Add '-SB' to product code	Add '-IB' to product code
Example Code	Example Code		Example Code	Example Code
DT2S1638-DB	DT2S1638-DBE		DT2S1638-SB	DT2S1638-IB

BENCH Desktop Screens

Straight 'ALTO' Screen

Fully upholstered with bevelled edge detail and radiused corners.
Supplied with mounting brackets



Please note: Return screens are 15mm shorter in length

Code	Code	Screen size		Price £		
		Spine Screen	Return Screen	L x H x Thk	Band A	Band C Band D
DAS0838	-			800 x 380 x 27	£204	£226 £262
DAS1038	-			1000 x 380 x 27	£212	£238 £274
DAS1238	-			1200 x 380 x 27	£218	£244 £288
DAS1438	-			1400 x 380 x 27	£223	£256 £302
DAS1638	-			1600 x 380 x 27	£228	£266 £316
DAS1838	-			1800 x 380 x 27	£241	£283 £340
DAS2038	-			2000 x 380 x 27	£246	£291 £352

Trapezoidal 'ALTO' Screen

Fully upholstered with bevelled edge detail and radiused corners.
Supplied with mounting brackets



Please note: Return screens are 15mm shorter in length

Code	Code	Screen size		Price £		
		Spine Screen	Return Screen	L x H x Thk	Band A	Band C Band D
DAT0838	-			800 x 380 x 27	£204	£226 £262
DAT1038	-			1000 x 380 x 27	£212	£238 £274
DAT1238	-			1200 x 380 x 27	£218	£244 £288
DAT1438	-			1400 x 380 x 27	£223	£256 £302
DAT1638	-			1600 x 380 x 27	£228	£266 £316
DAT1838	-			1800 x 380 x 27	£241	£283 £340
DAT2038	-			2000 x 380 x 27	£246	£291 £352

Straight 'KOSI' Screen

Fully upholstered with exposed stitch detail and radiused corners.
Supplied with mounting brackets
BLAZER LITE fabric only



Please note: Return screens are 15mm shorter in length

Code	Code	Screen size		Price £
		Spine Screen	Return Screen	
			L x H x Thk	
DK0838	-		800 x 380 x 27	£304
DK1038	-		1000 x 380 x 27	£307
DK1238	-		1200 x 380 x 27	£311
DK1438	-		1400 x 380 x 27	£320
DK1638	-		1600 x 380 x 27	£344
DK1838	-		1800 x 380 x 27	£432

Kosi Blazer Lite 3mm Foam Backed Screen Fabrics - Blazer Lite fabrics not shown below are subject to minimum order quantities

Happy LTH55	Balance LTH41	Tender LTH53	True LTH61	Retreat LTH39	Solace LTH70	Devoted LTH58	Mood LTH44
Dainty LTH64	Wish LTH67	Harmony LTH63	Buddha LTH56	Daydream LTH46	Cuddle LTH62	Haven LTH40	Hope LTH50

Blazer Lite fabric only. Above fabrics are stock colours - other fabrics in the range are POA

BENCH Desktop Screens

Straight 'HORIZON Type 3' Screen



Acrylic aluminium framed screen.
Please note: FOR RETURN SCREENS SEE PAGES

Code	Screen size		Price £
	Spine Screen	L x H x Thk	
DH3S1038		1000 x 380 x 30	£281
DH3S1238		1200 x 380 x 30	£298
DH3S123038		1230 x 380 x 30	£310
DH3S1438		1400 x 380 x 30	£310
DH3S143038		1430 x 380 x 30	£323
DH3S1638		1600 x 380 x 30	£323
DH3S163038		1630 x 380 x 30	£346
DH3S1838		1800 x 380 x 30	£363


Straight 'HORIZON Type 4' Screen



Acrylic aluminium framed screen with triple toolbar.
Please note: FOR RETURN SCREENS SEE PAGES

Code	Screen size		Price £
	Spine Screen	L x H x Thk	
DH4S1038		1000 x 380 x 30	£288
DH4S1238		1200 x 380 x 30	£304
DH4S123038		1230 x 380 x 30	£327
DH4S1438		1400 x 380 x 30	£327
DH4S143038		1430 x 380 x 30	£335
DH4S1638		1600 x 380 x 30	£335
DH4S163038		1630 x 380 x 30	£371
DH4S1838		1800 x 380 x 30	£399

HORIZON Type 5 Spine Rail



Spine tool rail not including acrylic blade.
Return screens suitable for 3 way segment workstations only
Supplied with brackets. 3 way link post required.

Code	Screen size		Price £
	Spine Screen	L x H x Thk	
DH50817		800 x 165 x 30	£229
DH51017		1000 x 165 x 30	£243
DH51217		1200 x 165 x 30	£268
DH51417		1400 x 165 x 30	£269
DH51617		1600 x 165 x 30	£269
DH5163017		1630 x 165 x 30	£269
DH51817		1800 x 165 x 30	£300

HORIZON Type 6 Spine Rail



Spine tool rail including acrylic blade.
Return screens suitable for 3 way segment workstations only
Supplied with brackets. 3 way link post required.

Code	Screen size		Price £
	Spine Screen	L x H x Thk	
DH60838		800 x 380 x 30	£275
DH61038		1000 x 380 x 30	£300
DH61238		1200 x 380 x 30	£333
DH61438		1400 x 380 x 30	£357
DH61638		1600 x 380 x 30	£372
DH6163038		1630 x 380 x 30	£372
DH61838		1800 x 380 x 30	£395

Trim Colours - White, Silver & Black

BENCH Desktop RETURN Screens

Straight 'TRIDENT Type 7' Screen



Fully upholstered with PVC trim and aluminium end posts.
Silver & White trim only

Please note: Return screens are 15mm shorter in length, 25mm less in height and are supplied with a link kit

Code	Screen size	Price £			
		Band A	Band B	Band C	Band D
DT7S0635R	585 x 355 x 30	£201	£220	£235	£279
DT7S0735R	685 x 355 x 30	£201	£220	£235	£279
DT7S0835R	785 x 355 x 30	£201	£220	£235	£279
DT7S1035R	985 x 355 x 30	£207	£231	£248	£301
DT7S1235R	1185 x 355 x 30	£218	£240	£264	£326
DT7S1635R	1585 x 355 x 30	£236	£267	£297	£376

Curved 'TRIDENT Type 1' Screen



Fully upholstered with PVC trim and aluminium end posts.
Silver & White trim only

Please note: Return screens are 15mm shorter in length, 25mm less in height and are supplied with a link kit

Code	Screen size	Price £			
		Band A	Band B	Band C	Band D
DT1C0635R	585 x 355/155 x 30	£207	£220	£228	£265
DT1C0735R	685 x 355/155 x 30	£207	£220	£241	£287
DT1C0835R	785 x 355/155 x 30	£207	£220	£241	£287
DT1C1035R	985 x 355/155 x 30	£218	£231	£256	£311
DT1C1235R	1185 x 355/155 x 30	£223	£240	£269	£332
DT1C1635R	1585 x 355/155 x 30	£246	£267	£305	£386

Wave 'TRIDENT Type 1' Screen




Fully upholstered with PVC trim and aluminium end posts.
Silver & White trim only

Please note: Return screens are 15mm shorter in length, 25mm less in height and are supplied with a link kit

Code	Screen size	Price £			
		Band A	Band B	Band C	Band D
DT1W0635R	585 x 355/155 x 30	£207	£220	£228	£265
DT1W0735R	685 x 355/155 x 30	£207	£220	£241	£287
DT1W0835R	785 x 355/155 x 30	£207	£220	£241	£287
DT1W1035R	985 x 355/155 x 30	£218	£231	£256	£311
DT1W1235R	1185 x 355/155 x 30	£223	£240	£269	£332
DT1W1635R	1585 x 355/155 x 30	£246	£267	£305	£386

Straight 'TRIDENT Type 1' Screen

Single Tool Rail



Fully upholstered with aluminium frame.

Please note: Return screens are 15mm shorter in length, 25mm less in height and are supplied with a link kit


Code	Screen size	Price £			
		Band A	Band B	Band C	Band D
DT1S0635R	585 x 355 x 30	£201	£210	£228	£265
DT1S0735R	685 x 355 x 30	£207	£220	£241	£287
DT1S0835R	785 x 355 x 30	£207	£220	£241	£287
DT1S1035R	985 x 355 x 30	£218	£231	£256	£311
DT1S1235R	1185 x 355 x 30	£223	£240	£269	£332
DT1S1635R	1585 x 355 x 30	£246	£267	£305	£386

Trim Colours - White, Silver & Black

BENCH Desktop RETURN Screens

Straight 'TRIDENT Type 2' Screen

Triple Tool Rail



Fully upholstered, aluminium frame with triple toolbar.

Please note: Return screens are 15mm shorter in length, 25mm less in height and are supplied with a link kit

Code	Screen size	Price £			
		Band A	Band B	Band C	Band D
DT2S0635R	585 x 355 x 30	£258	£269	£287	£323
DT2S0735R	685 x 355 x 30	£268	£280	£301	£347
DT2S0835R	785 x 355 x 30	£268	£280	£301	£347
DT2S1035R	985 x 355 x 30	£283	£298	£324	£377
DT2S1235R	1185 x 355 x 30	£288	£303	£334	£396
DT2S1635R	1585 x 355 x 30	£320	£341	£380	£458

Straight 'HORIZON Type 3' Screen



Acrylic aluminium framed screen.

Please note: Return screens are 15mm shorter in length, 25mm less in height and are supplied with a link kit

Code	Screen size	Price £
DH3S0635R	585 x 355 x 30	£265
DH3S0735R	685 x 355 x 30	£269
DH3S0835R	785 x 355 x 30	£269
DH3S1035R	985 x 355 x 30	£281
DH3S1235R	1185 x 355 x 30	£298
DH3S1635R	1585 x 355 x 30	£323

Straight 'HORIZON Type 4' Screen



Acrylic aluminium framed screen with triple toolbar.

Please note: Return screens are 15mm shorter in length, 25mm less in height and are supplied with a link kit

Code	Screen size	Price £
DH4S0635R	585 x 355 x 30	£268
DH4S0735R	685 x 355 x 30	£279
DH4S0835R	785 x 355 x 30	£279
DH4S1035R	985 x 355 x 30	£288
DH4S1235R	1185 x 355 x 30	£304
DH4S1635R	1585 x 355 x 30	£335

Trim Colours - White, Silver & Black

Floor Standing Screens (feet are required for free standing screens)

Straight 'Type 1' 1071mm High Floor Standing Toprail Screen



Height for iBench & Pure Bench desks with desktop screens
Fully upholstered with aluminium frame.

Code	Screen size	Price £	
	L x H x Thk	Cara	Lucia
DZT10810	800 x 1071 x 30	£332	£359
DZT11010	1000 x 1071 x 30	£368	£408
DZT11210	1200 x 1071 x 30	£368	£408
DZT11410	1400 x 1071 x 30	£391	£433
DZT11610	1600 x 1071 x 30	£391	£433
DZT11810	1800 x 1071 x 30	£419	£477

Straight 'Type 1' 1109mm High Floor Standing Toprail Screen



Height for Sirius & Pure desks with desktop screens
Fully upholstered with aluminium frame.

Code	Screen size	Price £	
	L x H x Thk	Cara	Lucia
DZT10811	800 x 1109 x 30	£332	£359
DZT11011	1000 x 1109 x 30	£368	£408
DZT11211	1200 x 1109 x 30	£368	£408
DZT11411	1400 x 1109 x 30	£391	£433
DZT11611	1600 x 1109 x 30	£391	£433
DZT11811	1800 x 1109 x 30	£419	£477

Straight 'Type 1' 1200mm High Floor Standing Toprail Screen



Fully upholstered with aluminium frame.

Code	Screen size	Price £	
	L x H x Thk	Cara	Lucia
DZT10812	800 x 1200 x 30	£332	£359
DZT11012	1000 x 1200 x 30	£368	£408
DZT11212	1200 x 1200 x 30	£368	£408
DZT11412	1400 x 1200 x 30	£391	£433
DZT11612	1600 x 1200 x 30	£391	£433
DZT11812	1800 x 1200 x 30	£419	£477

Straight 'Type 1' 1500mm High Floor Standing Toprail Screen



Fully upholstered with aluminium frame.

Code	Screen size	Price £	
	L x H x Thk	Cara	Lucia
DZT10815	800 x 1500 x 30	£346	£373
DZT11015	1000 x 1500 x 30	£384	£426
DZT11215	1200 x 1500 x 30	£384	£426
DZT11415	1400 x 1500 x 30	£392	£434
DZT11615	1600 x 1500 x 30	£392	£434
DZT11815	1800 x 1500 x 30	£419	£477

Straight 'Type 1' 1800mm High Floor Standing Toprail Screen



Fully upholstered with aluminium frame.

Code	Screen size	Price £	
	L x H x Thk	Cara	Lucia
DZT10818	800 x 1800 x 30	£391	£446
DZT11018	1000 x 1800 x 30	£407	£463
DZT11218	1200 x 1800 x 30	£407	£463
DZT11418	1400 x 1800 x 30	£412	£470
DZT11618	1600 x 1800 x 30	£412	£470

Trim Colours - White, Silver & Black

Floor Standing Screens (feet are required for free standing screens)

Straight 'Type 2' 1071mm High Floor Standing Toolbar Screen



Height for iBench & Pure Bench desks with desktop screens
Fully upholstered with aluminium frame.

Code	Screen size	Price £	
	L x H x Thk	Cara	Lucia
DZT20810	800 x 1071 x 30	£344	£371
DZT21010	1000 x 1071 x 30	£382	£424
DZT21210	1200 x 1071 x 30	£382	£424
DZT21410	1400 x 1071 x 30	£410	£453
DZT21610	1600 x 1071 x 30	£410	£453
DZT21810	1800 x 1071 x 30	£451	£506

Straight 'Type 2' 1109mm High Floor Standing Toolbar Screen



Height for Sirius & Pure desks with desktop screens
Fully upholstered with aluminium frame.

Code	Screen size	Price £	
	L x H x Thk	Cara	Lucia
DZT20811	800 x 1109 x 30	£344	£371
DZT21011	1000 x 1109 x 30	£382	£424
DZT21211	1200 x 1109 x 30	£382	£424
DZT21411	1400 x 1109 x 30	£410	£453
DZT21611	1600 x 1109 x 30	£410	£453
DZT21811	1800 x 1109 x 30	£451	£506



Trim Colours - White, Silver & Black

Floor Standing Screens (feet are required for free standing screens)

Straight 'Type 3' 1071mm High Floor Standing Part Acrylic Screen



Height for iBench & Pure Bench desks with desktop screens
Part acrylic with aluminium frame.

Code	Screen size	Price £	
	L x H x Thk	Cara	Lucia
DZT30810	800 x 1071 x 30	£389	£404
DZT31010	1000 x 1071 x 30	£418	£446
DZT31210	1200 x 1071 x 30	£434	£460
DZT31410	1400 x 1071 x 30	£457	£486
DZT31610	1600 x 1071 x 30	£465	£494
DZT31810	1800 x 1071 x 30	£500	£529

Straight 'Type 3' 1109mm High Floor Standing Part Acrylic Screen



Height for Sirius & Pure desks with desktop screens
Part acrylic with aluminium frame.

Code	Screen size	Price £	
	L x H x Thk	Cara	Lucia
DZT30811	800 x 1109 x 30	£389	£404
DZT31011	1000 x 1109 x 30	£418	£446
DZT31211	1200 x 1109 x 30	£434	£460
DZT31411	1400 x 1109 x 30	£457	£486
DZT31611	1600 x 1109 x 30	£465	£494
DZT31811	1800 x 1109 x 30	£500	£529

Straight 'Type 3' 1200mm High Floor Standing Part Acrylic Screen



Part acrylic with aluminium frame.

Code	Screen size	Price £	
	L x H x Thk	Cara	Lucia
DZT30812	800 x 1200 x 30	£408	£423
DZT31012	1000 x 1200 x 30	£438	£465
DZT31212	1200 x 1200 x 30	£468	£495
DZT31412	1400 x 1200 x 30	£483	£510
DZT31612	1600 x 1200 x 30	£510	£538
DZT31812	1800 x 1200 x 30	£539	£568

Straight 'Type 3' 1500mm High Floor Standing Part Acrylic Screen



Part acrylic with aluminium frame.

Code	Screen size	Price £	
	L x H x Thk	Cara	Lucia
DZT30815	800 x 1500 x 30	£412	£442
DZT31015	1000 x 1500 x 30	£464	£506
DZT31215	1200 x 1500 x 30	£479	£521
DZT31415	1400 x 1500 x 30	£492	£535
DZT31615	1600 x 1500 x 30	£506	£548
DZT31815	1800 x 1500 x 30	£548	£604

Straight 'Type 3' 1800mm High Floor Standing Part Acrylic Screen



Part acrylic with aluminium frame.

Code	Screen size	Price £	
	L x H x Thk	Cara	Lucia
DZT30818	800 x 1800 x 30	£422	£450
DZT31018	1000 x 1800 x 30	£471	£513
DZT31218	1200 x 1800 x 30	£487	£530
DZT31418	1400 x 1800 x 30	£495	£537
DZT31618	1600 x 1800 x 30	£534	£589
DZT31818	1800 x 1800 x 30	£552	£609

Trim Colours - White, Silver & Black

Floor Standing Screens (feet are required for free standing screens)

Straight 'Type 8' 1071mm High Floor Standing Fully Acrylic Screen



Height for iBench & Pure Bench desks with desktop screens
Fully acrylic with aluminium frame.

Code	Screen size	Price £
	L x H x Thk	
DZT80810	800 x 1071 x 30	£433
DZT81010	1000 x 1071 x 30	£456
DZT81210	1200 x 1071 x 30	£500
DZT81410	1400 x 1071 x 30	£524
DZT81610	1600 x 1071 x 30	£576
DZT81810	1800 x 1071 x 30	£621

Straight 'Type 8' 1109mm High Floor Standing Fully Acrylic Screen



Height for Sirius & Pure desks with desktop screens.
Fully acrylic with aluminium frame.

Code	Screen size	Price £
	L x H x Thk	
DZT80811	800 x 1109 x 30	£433
DZT81011	1000 x 1109 x 30	£456
DZT81211	1200 x 1109 x 30	£500
DZT81411	1400 x 1109 x 30	£524
DZT81611	1600 x 1109 x 30	£576
DZT81811	1800 x 1109 x 30	£621

Straight 'Type 8' 1200mm High Floor Standing Fully Acrylic Screen



Fully acrylic with aluminium frame.

Code	Screen size	Price £
	L x H x Thk	
DZT80812	800 x 1200 x 30	£446
DZT81012	1000 x 1200 x 30	£478
DZT81212	1200 x 1200 x 30	£534
DZT81412	1400 x 1200 x 30	£557
DZT81612	1600 x 1200 x 30	£622
DZT81812	1800 x 1200 x 30	£659

Straight 'Type 8' 1500mm High Floor Standing Fully Acrylic Screen



Fully acrylic with aluminium frame.

Code	Screen size	Price £
	L x H x Thk	
DZT80815	800 x 1500 x 30	£498
DZT81015	1000 x 1500 x 30	£517
DZT81215	1200 x 1500 x 30	£630
DZT81415	1400 x 1500 x 30	£653
DZT81615	1600 x 1500 x 30	£689
DZT81815	1800 x 1500 x 30	£727

Trim Colours - White, Silver & Black

Linking Strips and Accessories



4 Way Link Post

For use with 90° clusters

Code	Size	Price £
L90-380	380mm high	£73
L90-1071	1071mm high	£73
L90-1109	1109mm high	£73
L90-1200	1200mm high	£73
L90-1500	1500mm high	£86
L90-1800	1800mm high	£90



3 Way Link Post

For use with 120° segment workstation clusters

Code	Size	Price £
L120-165	165mm high	£26
L120-380	380mm high	£29
L120-1071	1071mm high	£66
L120-1109	1109mm high	£66
L120-1200	1200mm high	£66
L120-1500	1500mm high	£79
L120-1800	1800mm high	£79



Return Screen Link Kit

Code	Description	Price £
SA-LINK-KIT	Link kit	£29



Flat Floor Standing Screen Foot

For screens situated next to storage and desking

Code	Description	Price £
FDF	flat delta foot	£56



Standing Screen Foot

For free standing screens situated next to desk legs.

Code	Description	Price £
DDF	desking delta foot	£56

Trim Colours - White, Silver & Black

Linking Strips and Accessories



Screen Accessory Rail

Compatible with rectangular LUNAR screens

Code	Size	Price £
ACR08	600 x 26 x 30	£36
ACR10	800 x 26 x 30	£36
ACR12	1000 x 26 x 30	£43
ACR14	1200 x 26 x 30	£45
ACR16	1400 x 26 x 30	£56
ACR18	1600 x 26 x 30	£63



Steel Letter Tray

Code	Description	Price £
SA-A4LT	A4 letter tray	£32
SA-A3LT	A3 letter tray	£39
SA-LTSP-A4	A4 letter tray stacking panel	£45



Steel Stationery Holder

Code	Description	Price £
SA-PEPT	stationery holder	£29




Steel Name Holder

Code	Description	Price £
SA-NHLD	name holder	£22

Trim Colours - White, Silver & Black

Supplied with a transparent twinwall polycarbonate core to add privacy but maintain an open plan impression



Haze - Static Screens



Static
Floor Standing Screen



Code	Size	Price
DZH0815	800 x 1500 x 30	£436
DZH0818	800 x 1800 x 30	£436

Trim Colours - White, Silver & Black

Haze - Mobile Screens



Mobile
Floor Standing Screen




Code	Size	Price
DMZH0815	800 x 1500 x 30	£466
DMZH0818	800 x 1800 x 30	£466
DMZ-LINK	mobile screen link kit	£47



Screen Link Kit

A Selection of Screen Fabric Options


Price Band A - Cara Fabric



Cara Fabric Information: Composition - 100% Polyolefin
Flammability - BS 476 Part 7 Class 1
BS EN 1021-1:2006 (Cigarette)

Maintenance - Vacuum regularly. Wipe clean with damp cloth or shampoo using propriety upholstery shampoo.

Price Band B - Lucia Fabric




Lucia Fabric Information: Composition - 100% Recycled Polyester. Non metallic dyestuffs.

Flammability - BS 476 Part 7 Class 1
BS EN 1021-1 : 2006 (Cigarette)
BS EN 1021-2 : 2006 (match)
BS 7176 : 2007 Low Hazard

Maintenance - Vacuum regularly. Wipe clean with damp cloth or shampoo using propriety upholstery shampoo.


Price Band B - Era



Era Fabric Information: Composition - 100% Recycled Polyester.
Non metallic dyestuffs.

Flammability - EN 1021-1 : 2006 (Cigarette)
EN 1021-2 : 2006 (match)
BS 7176 : 2007 Low Hazard
EN 13501-1 Adhered Class B, s1, d0
EN13501-1 Un-adhered Class C, s1, d0

Price Band B - Sonus



Sonus Fabric Information: Composition - FHR: 72% Polyester, 18% Polyamide, 10% Viscose
FHU: 57% Polyester, 43% Polyamide

Flammability - EN 1021-1 : 2006 (Cigarette)
BS 476 Part 7 Class 1
EN 13501-1 Adhered Class B, s1, d0

Please note: Due to printing limitations we recommend that you request a fabric sample before ordering

Please note: Due to printing limitations we recommend that you request a fabric sample before ordering

Price Band C - Xtreme - this is a sample offering, for the full fabric collection please request a fabric card




Xtreme Fabric Information: Composition - 100% Recycled Flame Retardant Polyester. Non metallic dyestuffs.

Flammability - EN 1021-1 : (Cigarette)
EN 1021-2 : (match)
BS 7176 : Low Hazard
BS 5852 : Ignition Source 5
BS 7176 : Medium Hazard

DIN 4102 B1
NF D 60-013
ÖNORM B 3825 & A 3800 (over 58kg/m³ CMHR foam)
UNI 9175 Classe 1 IM
BS 476 Part 7 Class 1

Price Band C - Blazer Lite




Blazer Lite Fabric Information: Composition - 100% Virgin Wool Non metallic dyestuffs

Flammability - BS 476 Part 7 Class 1 (Adhered)
BS 476 Part 6 Class 0 (Adhered)
BS 7176 : 2007 Low Hazard

LTH70 Solace

Price Band C - Synergy 170 - this is a sample offering, for the full fabric collection please request a fabric card




Synergy 170 Fabric Information: Composition - 95% Virgin Wool, 5% Polyamide.

Flammability - EN 1021-1 : (Cigarette)
EN 1021-2 : (match)
BS 7176 : Low Hazard

ÖNORM B 3825 & A 3800 (over 58kg/m³ CMHR foam)
UNI 9175 Classe 1 IM
EN 13501-1 Adhered Class D, s1, d0
EN13501-1 Un-adhered Class E, s2, d0

Please note: Due to printing limitations we recommend that you request a fabric sample before ordering

Price Band C - Aspect - this is a sample offering, for the full fabric collection please request a fabric card




Aspect Fabric Information: Composition - 75% Trevira® Flame Retardant Polyester. 25% Polyester Non metallic dyestuffs.

Flammability - EN 1021-1 : (Cigarette)
EN 1021-2 : (match)
BS 7176 : Low Hazard
BS 5852 : Ignition Source 5 (over 50kg/m³ CMHR foam)
BS 7176 : Medium Hazard (over 50kg/m³ CMHR foam)

DIN 4102 B1
NF D 60-013 (over 50kg/m³ CMHR foam)
ÖNORM B 3825 & A 3800-1 (over 58kg/m³ CMHR foam)
UNI 9175 Classe 1 IM

Price Band D - Blazer - this is a sample offering, for the full fabric collection please request a fabric card




Blazer Fabric Information: Composition - 100% Virgin Wool Non metallic dyestuffs.

Flammability - EN 1021-1 : (Cigarette)
EN 1021-2 : (match)
BS 7176 : Low Hazard
NF D 60-013
EN 13501-1 Adhered Class D, s1, d0

ÖNORM B 3825 & A 3800-1 (58kg/m³ CMHR foam)
UNI 9175 Classe 1 IM
BS 476 Part 7 Class 1

Price Band D - Synergy - this is a sample offering, for the full fabric collection please request a fabric card



Xtreme Fabric Information: Composition - 95% Virgin Wool. 5% Polyamide.

Flammability - EN 1021-1 : (Cigarette)
EN 1021-2 : (match)
BS 7176 : Low Hazard
NF D 60-013
EN 13501 Adhered Class D, s1, d0

EN 13501 Un-adhered Class E, s2, d0
ÖNORM B 3825 & A 3800-1 (58kg/m³ CMHR foam)
UNI 9175 Classe 1 IM
BS 476 Part 7 Class 1

Please note: Due to printing limitations we recommend that you request a fabric sample before ordering

Complete Screen Fabric Selection & Information

Band A	Band B	Band C	Band D
Fabric Range	Fabric Range	Fabric Range	Fabric Range
Cara	Lucia	Gravity	24/7 Flax
Carlow	Phoenix	Advantage	Main Line Flax
	Era	Manhattan	Hi-Tech
	Citadel	Sprint	Synergy
	Sonus	Xtreme	Silk
	Rivet	Chateau	Blazer
	Lucia CS	X2	Aquarius
	Era 170	Nexus	Track
		Blazer Lite	Halycon - Cedar
		Urban	
		Synergy 170	
		Main Line Plus	
		Aspect	

Perspex Screen Selection



Perspex Frost Colours - Desktop & Floor Standing Screens



Perspex Fluorescent Colours - Desktop & Floor Standing Screens (subject to minimum order quantities)



Perspex Frost Colours - Spine Rail Screens Only

HORIZON TYPE 6 SCREENS ARE ONLY AVAILABLE WITH THE ACRYLIC COLOURS SHOWN BELOW



Please note: Due to printing limitations we recommend that you request an acrylic sample before ordering

Modular Receptiv Furniture



Contents

Base Units & Top Units	PAGES 262–277	Accessories	PAGES 284–285
DDA Base Units	PAGES 278-279	Reception Tables	PAGE 286
Storage Base Units	PAGES 280-281	Brochure Examples	PAGES 287–291
Top Units with Shelves	PAGES 282–283		
Low Top Units	PAGE 284		

How to order - Product code explained

800mm Deep product code		Product code explained			
2005.RH.J.G		2005	RH	J	G
1600 x 800 x 725 base unit with a right hand cut back leg. Machined to accommodate a top unit. Japanese Ash carcass and Grey modesty panel.		1600 x 800 x 725 base unit	right hand cut back leg	Japanese Ash carcass	Grey modesty panel.

600mm Deep product code		Product code explained			
2005-6.RH.J.JK		2005-6	RH	J	JK
1600 x 600 x 725 base unit with a right hand cut back leg. Machined to accommodate a top unit. Japanese Ash carcass and Japanese Ash modesty panel with Silver kick plate.		1600 x 600 x 725 base unit	right hand cut back leg	Japanese Ash carcass	Japanese Ash with Silver kick plate

Available colour options

Board finishes available (25mm)				Modesty panel finishes available (3mm)			
Anthracite	AN	Slate ***	ST	Anthracite	AN	Santiago Cherry	SC
Beech	B	Stone Oak	SO	Black	BL	Slate ***	ST
Black	BL	Verade Oak	VO	Canadian Maple	CM	Stone Oak	SO
Canadian Maple	CM	Walnut	N	Dijon Walnut	DN	White	W
Grey	G	White	W	Grey	G		
Japanese Ash	J	Natural	NA	Japanese Ash	J		
Light Oak	LO	Rustic	R	Light Oak	LO		
Nebraska Oak	NO	Nordic	RD	Mirror	M		
Santiago Cherry	SC			Mocha	P		
Silver	S			Orange	OR		

(Add K for kick plate)

Available colour combinations



Option 1 shows a base unit and top unit with an all wood grain finish.
Option 2 shows a base unit with kick plate and top unit with an all wood grain finish. (Add **K** to the modesty panel finish)
Option 3 shows a base unit with a grey modesty panel finish and a top unit with a wood grain modesty panel finish.
Option 4 shows a base unit with a wood grain modesty panel finish and a top unit with a grey modesty panel finish.
Option 5 shows a base unit and top unit with grey modesty panels.

*** Please Note - The Slate 3mm modesty panel is a lighter shade than the 25mm board finish ***

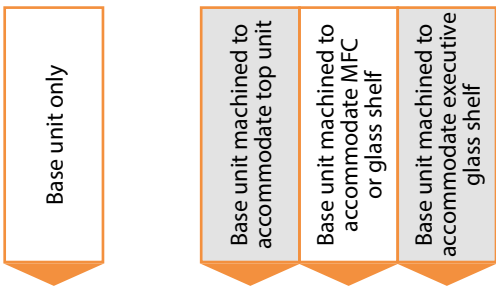
600mm Deep base units

For 600mm deep base units, add -6 to the end of the base unit code. Example: 2005-6
200mm is removed from the operator side of the base unit to make it 600mm deep.

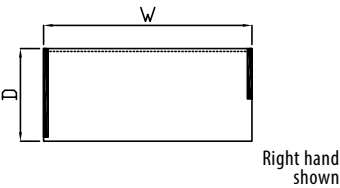


Top units, MFC or Glass shelves are supplied separately

Rectangular Base Units 800mm Deep

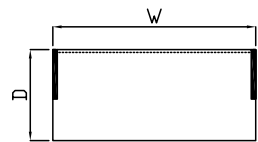


Base unit supplied with 1 cut back leg and 1 full panel leg



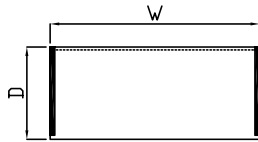
WxDxH	Hand	Code	Price	Code	Code	Code	Price
800x800x725	LorR	1001	£447	2001	3001	5001	£480
1000x800x725	LorR	1002	£469	2002	3002	5002	£502
1200x800x725	LorR	1003	£488	2003	3003	5003	£523
1400x800x725	LorR	1004	£510	2004	3004	5004	£545
1600x800x725	LorR	1005	£545	2005	3005	5005	£576
1800x800x725	LorR	1006	£576	2006	3006	5006	£607

Base unit supplied with 2 cut back legs



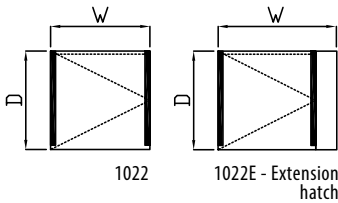
W x D x H	Hand	Code	Price	Code	Code	Code	Price
800 x 800 x 725	-	1007	£447	2007	3007	5007	£480
1000 x 800 x 725	-	1008	£469	2008	3008	5008	£502
1200 x 800 x 725	-	1009	£488	2009	3009	5009	£523
1400 x 800 x 725	-	1010	£510	2010	3010	5010	£545
1600 x 800 x 725	-	1011	£545	2011	3011	5011	£576
1800 x 800 x 725	-	1012	£576	2012	3012	5012	£607

Base unit supplied with 2 full panel legs



W x D x H	Hand	Code	Price	Code	Code	Code	Price
800 x 800 x 725	-	1030	£447	2030	3030	5030	£480
1000 x 800 x 725	-	1031	£469	2031	3031	5031	£502
1200 x 800 x 725	-	1032	£488	2032	3032	5032	£523
1400 x 800 x 725	-	1033	£510	2033	3033	5033	£545
1600 x 800 x 725	-	1034	£545	2034	3034	5034	£576
1800 x 800 x 725	-	1035	£576	2035	3035	5035	£607


Hatch unit



W x D x H	Hand	Code	Price	Code	Code	Code	Price
800 x 800 x 725	-	1022	£502				
1000 x 800 x 725	-	1022E	£536				
800 x 600 x 725	-	1022-86	£502				
1000 x 600 x 725	-	1022-86E	£536				

Receptiv hatches must be situated between 2 base units or fixed to a wall.

Please select top units or glass shelves if required



Code	Price	Code	Price	Code	Price	Code	Price	Code	Price	Code	MFC (-S)	Glass (-C)	Code	Price
1101	£299	1601	£299	1107	£330	1701-C	£567	1801-C	£567	1301	N/A	£431	1501-C	£432
1102	£322	1602	£322	1108	£354	1702-C	£587	1802-C	£587	1302	£256	£449	1502-C	£449
1103	£341	1603	£341	1109	£373	1703-C	£608	1803-C	£608	1303	£269	£469	1503-C	£467
1104	£361	1604	£361	1110	£395	1704-C	£640	1804-C	£640	1304	£279	£489	1504-C	£488
1105	£387	1605	£387	1111	£414	1705-C	£662	1805-C	£662	1305	£299	£509	1505-C	£510
1106	£414	1606	£414	1112	£447	1706-C	£682	1806-C	£682	1306	£322	£556	1506-C	£555

Please specify handing

Code	Price	Code	Price	Code	Price	Code	Price	Code	Price	Code	MFC (-S)	Glass (-C)	Code	Price
1101	£299	1601	£299	1107	£330	1701-C	£567	1801-C	£567	1301	N/A	£431	1501-C	£432
1102	£322	1602	£322	1108	£354	1702-C	£587	1802-C	£587	1302	£256	£449	1502-C	£449
1103	£341	1603	£341	1109	£373	1703-C	£608	1803-C	£608	1303	£269	£469	1503-C	£467
1104	£361	1604	£361	1110	£395	1704-C	£640	1804-C	£640	1304	£279	£489	1504-C	£488
1105	£387	1605	£387	1111	£414	1705-C	£662	1805-C	£662	1305	£299	£509	1505-C	£510
1106	£414	1606	£414	1112	£447	1706-C	£682	1806-C	£682	1306	£322	£556	1506-C	£555

Please specify handing

Code	Price	Code	Price	Code	Price	Code	Price	Code	Price	Code	MFC (-S)	Glass (-C)	Code	Price
1101	£299	1601	£299	1107	£330	1701-C	£567	1801-C	£567	1301	N/A	£431	1501-C	£432
1102	£322	1602	£322	1108	£354	1702-C	£587	1802-C	£587	1302	£256	£449	1502-C	£449
1103	£341	1603	£341	1109	£373	1703-C	£608	1803-C	£608	1303	£269	£469	1503-C	£467
1104	£361	1604	£361	1110	£395	1704-C	£640	1804-C	£640	1304	£279	£489	1504-C	£488
1105	£387	1605	£387	1111	£414	1705-C	£662	1805-C	£662	1305	£299	£509	1505-C	£510
1106	£414	1606	£414	1112	£447	1706-C	£682	1806-C	£682	1306	£322	£556	1506-C	£555

Please specify handing

Codes for board finishes:

Walnut (N), Canadian Maple (CM), Japanese Ash (J), Beech (B), Light Oak (LO), Silver (S), Grey (G), White (W), Santiago Cherry (SC), Stone Oak (SO), Black (BL), Anthracite (AN), Verade Oak (VO), Slate (ST), Nebraska Oak (NO), Natural (NA), Nordic (RD), Rustic (R)

Additional modesty Panel finishes only:

See Page 261

Modesty Panel finishes:

See Page 261

Codes for board finishes:

Walnut (N), Canadian Maple (CM), Japanese Ash (J), Beech (B), Light Oak (LO), Silver (S), Grey (G), White (W), Santiago Cherry (SC), Stone Oak (SO), Black (BL), Anthracite (AN), Verade Oak (VO), Slate (ST), Nebraska Oak (NO), Natural (NA), Nordic (RD), Rustic (R)

600mm Deep base units

For 600mm deep base units, add -6 to the end of the base unit code.
Example: 2074-6
200mm is removed from the operator side of the base unit to make it 600mm deep.

Base unit only

Base unit machined to accommodate top unit

Base unit machined to accommodate MFC or glass shelf

Base unit machined to accommodate executive glass shelf

Top unit
350mm deep
465mm high

Low top unit
350mm deep
210mm high

Shaped top unit
350 to 180mm
deep
465mm high

Glass top unit
350mm deep
490mm high

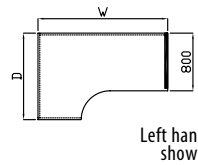
Low glass
top unit
350mm deep
235mm high

MFC Shelf
225mm high
Glass Shelf
210mm high

Executive
glass shelf
350mm deep
210mm high

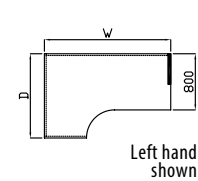


Base unit
supplied with
2 full panel
end legs



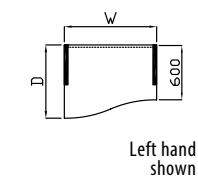
W x D x H	Hand	Code	Price	Code	Code	Code	Code	Price
1600 x 1200 x 725	L or R	1013	£775	2013	3013	5013		£808
1800 x 1200 x 725	L or R	1014	£861	2014	3014	5014		£891

Base unit
supplied with
1 cut back
leg and 1 full
panel leg



W x D x H	Hand	Code	Price	Code	Code	Code	Code	Price
1600 x 1200 x 725	L or R	1015	£775	2015	3015	5015		£808
1800 x 1200 x 725	L or R	1016	£861	2016	3016	5016		£891

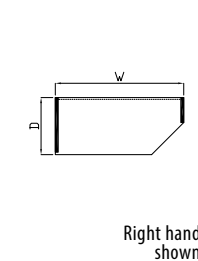
Wave base
unit supplied
with 2 cut
back legs



W x D x H	Hand	Code	Price	Code	Code	Code	Code	Price
1000 x 800 x 725	L or R	1073	£510	2073	3073	5073		£523

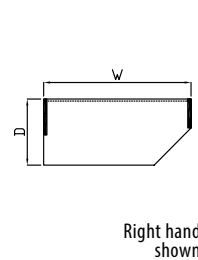
*** Not available as a 600mm deep option ***

Base unit
supplied
with 1
350mm cut
back leg and
1 full panel
leg



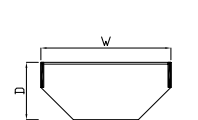
W x D x H	Hand	Code	Price	Code	Code	Code	Code	Price
800 x 800 x 725	L or R	1074	£539	2074	3074	5074		£568
1000 x 800 x 725	L or R	1075	£560	2075	3075	5075		£587
1200 x 800 x 725	L or R	1076	£581	2076	3076	5076		£608
1400 x 800 x 725	L or R	1077	£601	2077	3077	5077		£629
1600 x 800 x 725	L or R	1078	£622	2078	3078	5078		£649
1800 x 800 x 725	L or R	1079	£643	2079	3079	5079		£669

Base unit
supplied
with 1
350mm cut
back leg and
1 standard
cut back leg



W x D x H	Hand	Code	Price	Code	Code	Code	Code	Price
800 x 800 x 725	L or R	1080	£539	2080	3080	5080		£568
1000 x 800 x 725	L or R	1081	£560	2081	3081	5081		£587
1200 x 800 x 725	L or R	1082	£581	2082	3082	5082		£608
1400 x 800 x 725	L or R	1083	£601	2083	3083	5083		£629
1600 x 800 x 725	L or R	1084	£622	2084	3084	5084		£649
1800 x 800 x 725	L or R	1085	£643	2085	3085	5085		£669

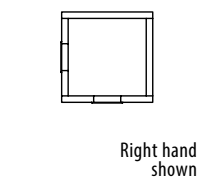
Base unit
supplied with
2 350mm cut
back legs



W x D x H	Hand	Code	Price	Code	Code	Code	Code	Price
1800 x 800 x 725	-	1086	£643	2086	3086	5086		£669

Corner Tower
Unit

Supplied with
2 cable ports as
shown



W x D x H	Hand	Code	Price	Code	Code	Code	Code	Price
350 x 350 x 1190	L or R	1087	£247					
350 x 350 x 935	L or R	1088	£223					
350 x 350 x 725	L or R	1089	£205					

Code	Price	Code	Price	Code	Price	Code	Price	Code	Price	Code	Price	Code	Price	Code	Price
1105	£387	1605	£387	1111	£414	1705-C	£662	1805-C	£662	1305	£299	£509	1505-C	£510	
1106	£414	1606	£414	1112	£447	1706-C	£682	1806-C	£682	1306	£322	£556	1506-C	£555	

Please specify handing

Code	Price	Code	Price	Code	Price	Code	Price	Code	Price	Code	Price	Code	Price	Code	Price
1105	£387	1605	£387	1111	£414	1705-C	£662	1805-C	£662	1305	£299	£509	1505-C	£510	
1106	£414	1606	£414	1112	£447	1706-C	£682	1806-C	£682	1306	£322	£556	1506-C	£555	

Please specify handing

Code	Price	Code	Price	Code	Price	Code	Price	Code	Price	Code	Price	Code	Price	Code	Price
1102	£322	1602	£322	1108	£354	1702-C	£587	1802-C	£587	1302	£256	£449	1502-C	£449	

Please specify handing

Code	Price	Code	Price	Code	Price	Code	Price	Code	Price	Code	Price	Code	Price	Code	Price
1101	£299	1601	£299	1107	£330	1701-C	£567	1801-C	£567	1301	N/A	£431	1501-C	£432	
1102	£322	1602	£322	1108	£354	1702-C	£587	1802-C	£587	1302	£256	£449	1502-C	£449	
1103	£341	1603	£341	1109	£373	1703-C	£608	1803-C	£608	1303	£269	£469	1503-C	£467	
1104	£361	1604	£361	1110	£395	1704-C	£640	1804-C	£640	1304	£279	£489	1504-C	£488	
1105	£387	1605	£387	1111	£414	1705-C	£662	1805-C	£662	1305	£299	£509	1505-C	£510	
1106	£414	1606	£414	1112	£447	1706-C	£682	1806-C	£682	1306	£322	£556	1506-C	£555	

Please specify handing

Code	Price	Code	Price	Code	Price	Code	Price	Code	Price	Code	Price	Code	Price	Code	Price
1101	£299	1601	£299	1107	£330	1701-C	£567	1801-C	£567	1301	N/A	£431	1501-C	£432	
1102	£322	1602	£322	1108	£354	1702-C	£587	1802-C	£587	1302	£256	£449	1502-C	£449	
1103	£341	1603	£341	1109	£373	1703-C	£608	1803-C	£608	1303	£269	£469	1503-C	£467	
1104	£361	1604	£361	1110	£395	1704-C	£640	1804-C	£640	1304	£279	£489	1504-C	£488	
1105	£387	1605	£387	1111	£414	1705-C	£662	1805-C	£662	1305	£299	£509	1505-C	£510	
1106	£414	1606	£414	1112	£447	1706-C	£682	1806-C	£682	1306	£322	£556	1506-C	£555	

Please specify handing

Code	Price	Code	Price	Code	Price	Code	Price	Code	Price	Code	Price	Code	Price	Code	Price
1106	£414	1606	£414	1112	£447	1706-C	£682	1806-C	£682	1306	£322	£556	1506-C	£555	

Please specify handing

1*** Codes



2*** Codes



3*** Codes



5*** Codes



1*** Codes - Base unit only
2*** Codes - Base unit to accommodate top unit
3*** Codes - Base unit to accommodate MFC or glass shelf
5*** Codes - Base unit to accommodate executive glass shelf

Top units, MFC or Glass shelves are supplied separately

600mm Deep base units

For 600mm deep base units, add -6 to the end of the base unit code. Example: 3018-6
200mm is removed from the operator side of the base unit to make it 600mm deep.

1*** Codes
Base unit only



2*** Codes
Base unit to accommodate top unit



3*** Codes
Base unit to accommodate MFC or glass shelf

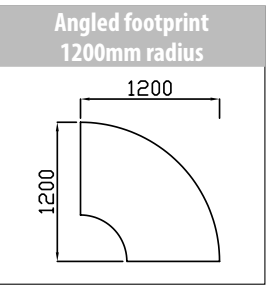
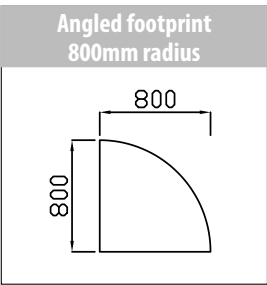


5*** Codes
Base unit to accommodate executive glass shelf



Top units, MFC or Glass shelves are supplied separately

90° Base Units 800mm Deep



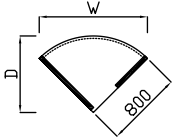
Base unit only

Base unit machined to accommodate top unit

Base unit machined to accommodate MFC or glass shelf

Base unit machined to accommodate executive glass shelf

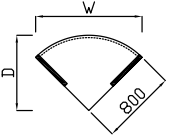
800mm Radius base unit supplied with 1 cut back leg and 1 full panel leg



Right hand shown

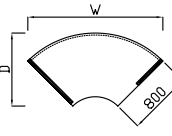
W x D x H	Hand	Code	Price	Code	Code	Code	Price
1131 x 800 x 725	L or R	1051	£724	2051	3051	5051	£756

800mm Radius base unit supplied with 2 cut back legs



W x D x H	Hand	Code	Price	Code	Code	Code	Price
1131 x 800 x 725	-	1017	£724	2017	3017	5017	£756

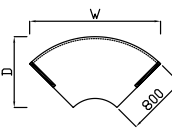
1200mm Radius base unit supplied with 1 cut back leg and 1 full panel leg



Right hand shown

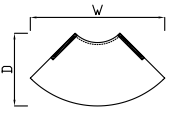
W x D x H	Hand	Code	Price	Code	Code	Code	Price
1697 x 917 x 725	L or R	1052	£937	2052	3052	5052	£967

1200mm Radius base unit supplied with 2 cut back legs



W x D x H	Hand	Code	Price	Code	Code	Code	Price
1697 x 917 x 725	-	1018	£937	2018	3018	5018	£967

Inverted 400mm Radius base unit supplied with 2 cut back legs



W x D x H	Hand	Code	Price	Code	Code	Code	Price
1697 x 917 x 725	-	1021	£967	2021	3021	5021	£998

Please select top units or glass shelves if required

Top unit
350mm deep
465mm high

Low top unit
350mm deep
210mm high

Shaped top unit
350 to 180mm deep
465mm high

Glass top unit
350mm deep
490mm high

Low glass top unit
350mm deep
235mm high

MFC Shelf
225mm high
Glass Shelf
210mm high

Executive glass shelf
350mm deep
210mm high

Code	Price	Code	Price	Code	Price	Code	Price	Code	Price	Code	MFC (-S)	Glass (-C)	Code	Price
1113	£414	1613	£414	1115	£330	1713-C	£734	1813-C	£734	1307	£299	£509	1507-C	£509



Code	Price	Code	Price	Code	Price	Code	Price	Code	Price	Code	MFC (-S)	Glass (-C)	Code	Price
1113	£414	1613	£414	1115	£330	1713-C	£734	1813-C	£734	1307	£299	£509	1507-C	£509



Code	Price	Code	Price	Code	Price	Code	Price	Code	Price	Code	MFC (-S)	Glass (-C)	Code	Price
1114	£502	1614	£502	1116	£545	1714-C	£886	1814-C	£886	1308	£341	£676	1508-C	£809



Code	Price	Code	Price	Code	Price	Code	Price	Code	Price	Code	MFC (-S)	Glass (-C)	Code	Price
1114	£502	1614	£502	1116	£545	1714-C	£886	1814-C	£886	1308	£341	£676	1508-C	£809



Code	Price	Code	Price	Code	Price	Code	Price	Code	Price	Code	MFC (-S)	Glass (-C)	Code	Price
1125	£414	1625	£414	1126	£414	1725-C	£699	1825-C	£699	1301	N/A	£431	1509-C	£509



Codes for board finishes:
Walnut (N), Canadian Maple (CM), Japanese Ash (J), Beech (B), Light Oak (LO), Silver (S), Grey (G), White (W), Santiago Cherry (SC), Stone Oak (SO), Black (BL), Anthracite (AN), Verade Oak (VO), Slate (ST), Nebraska Oak (NO), Natural (NA), Nordic (RD), Rustic (R)

Modesty Panel finishes:
See Page 261

Codes for board finishes:
Walnut (N), Canadian Maple (CM), Japanese Ash (J), Beech (B), Light Oak (LO), Silver (S), Grey (G), White (W), Santiago Cherry (SC), Stone Oak (SO), Black (BL), Anthracite (AN), Verade Oak (VO), Slate (ST), Nebraska Oak (NO), Natural (NA), Nordic (RD), Rustic (R)

Additional modesty Panel finishes only:
See Page 261

600mm Deep base units

For 600mm deep base units, add -6 to the end of the base unit code. Example: 5092-6
200mm is removed from the operator side of the base unit to make it 600mm deep.



Top units, MFC or Glass shelves are supplied separately

Please select top units or glass shelves if required

Top unit
350mm deep
465mm high

Low top unit
350mm deep
210mm high

Shaped top unit
350 to 180mm deep
465mm high

Glass top unit
350mm deep
490mm high

Low glass top unit
350mm deep
235mm high

MFC Shelf
225mm high
Glass Shelf
210mm high

Executive glass shelf
350mm deep
210mm high

Code	Price	Code	Price		Code	Price	Code	Price	Code	Price	Code	Price	
1152	£411	1652	£411	N/A	1752-C	£734	1852-C	£734	1303	£269 £469	1514-C	£509	
1152	£411	1652	£411	N/A	1752-C	£734	1852-C	£734	1303	£269 £469	1514-C	£509	
1152	£411	1652	£411	N/A	1752-C	£734	1852-C	£734	1303	£269 £469	1514-C	£509	
1122	£363	1622	£363	1121	£406	1722-C	£703	1822-C	£703	1301	N/A £431	1516-C	£509
1119	£330	1619	£330	1120	£269	1719-C	£669	1819-C	£669	N/A	1515-C	£457	
										N/A			

Codes for board finishes:
Walnut (N), Canadian Maple (CM), Japanese Ash (J), Beech (B), Light Oak (LO), Silver (S), Grey (G), White (W), Santiago Cherry (SC), Stone Oak (SO), Black (BL), Anthracite (AN), Verade Oak (VO), Slate (ST), Nebraska Oak (NO), Natural (NA), Nordic (RD), Rustic (R)

Modesty Panel finishes:
See Page 261

Codes for board finishes:
Walnut (N), Canadian Maple (CM), Japanese Ash (J), Beech (B), Light Oak (LO), Silver (S), Grey (G), White (W), Santiago Cherry (SC), Stone Oak (SO), Black (BL), Anthracite (AN), Verade Oak (VO), Slate (ST), Nebraska Oak (NO), Natural (NA), Nordic (RD), Rustic (R)

Additional modesty Panel finishes only:
See Page 261

45° Base Units 800mm Deep

<div>Angled footprint 1600mm radius</div> <div></div>	<div>Angled footprint 1200mm radius</div> <div></div>	<div>Angled footprint 800mm radius</div> <div></div>	<div>Base unit only</div>	<div>Base unit machined to accommodate top unit</div>	<div>Base unit machined to accommodate MFC or glass shelf</div>	<div>Base unit machined to accommodate executive glass shelf</div>																																
<div>45° 1600mm Radius base unit supplied with 1 cut back leg and 1 full panel leg</div> <div><div>Right hand shown</div></div> <table><tr><th>W x D x H</th><th>Hand</th><th>Code</th><th>Price</th><th>Code</th><th>Code</th><th>Code</th><th>Price</th></tr><tr><td>1225 x 861 x 725</td><td>L or R</td><td>1090</td><td>£880</td><td>2090</td><td>3090</td><td>5090</td><td>£908</td></tr><tr><td colspan="8"></td></tr><tr><td colspan="8"></td></tr></table>							W x D x H	Hand	Code	Price	Code	Code	Code	Price	1225 x 861 x 725	L or R	1090	£880	2090	3090	5090	£908																
W x D x H	Hand	Code	Price	Code	Code	Code	Price																															
1225 x 861 x 725	L or R	1090	£880	2090	3090	5090	£908																															
<div>45° 1600mm Radius base unit supplied with 2 cut back legs</div> <div></div> <table><tr><th>W x D x H</th><th>Hand</th><th>Code</th><th>Price</th><th>Code</th><th>Code</th><th>Code</th><th>Price</th></tr><tr><td>1225 x 861 x 725</td><td>-</td><td>1091</td><td>£880</td><td>2091</td><td>3091</td><td>5091</td><td>£908</td></tr><tr><td colspan="8"></td></tr><tr><td colspan="8"></td></tr></table>							W x D x H	Hand	Code	Price	Code	Code	Code	Price	1225 x 861 x 725	-	1091	£880	2091	3091	5091	£908																
W x D x H	Hand	Code	Price	Code	Code	Code	Price																															
1225 x 861 x 725	-	1091	£880	2091	3091	5091	£908																															
<div>45° 1600mm Radius base unit supplied with 2 full panel end legs</div> <div></div> <table><tr><th>W x D x H</th><th>Hand</th><th>Code</th><th>Price</th><th>Code</th><th>Code</th><th>Code</th><th>Price</th></tr><tr><td>1225 x 861 x 725</td><td>-</td><td>1092</td><td>£880</td><td>2092</td><td>3092</td><td>5092</td><td>£908</td></tr><tr><td colspan="8"></td></tr><tr><td colspan="8"></td></tr></table>							W x D x H	Hand	Code	Price	Code	Code	Code	Price	1225 x 861 x 725	-	1092	£880	2092	3092	5092	£908																
W x D x H	Hand	Code	Price	Code	Code	Code	Price																															
1225 x 861 x 725	-	1092	£880	2092	3092	5092	£908																															
<div>1200mm Radius base unit supplied with 2 cut back legs</div> <div></div> <table><tr><th>W x D x H</th><th>Hand</th><th>Code</th><th>Price</th><th>Code</th><th>Code</th><th>Code</th><th>Price</th></tr><tr><td>918 x 830 x 725</td><td>-</td><td>1020</td><td>£744</td><td>2020</td><td>3020</td><td>5020</td><td>£772</td></tr><tr><td colspan="8"></td></tr><tr><td colspan="8"></td></tr></table>							W x D x H	Hand	Code	Price	Code	Code	Code	Price	918 x 830 x 725	-	1020	£744	2020	3020	5020	£772																
W x D x H	Hand	Code	Price	Code	Code	Code	Price																															
918 x 830 x 725	-	1020	£744	2020	3020	5020	£772																															
<div>800mm Radius base unit supplied with 2 cut back legs</div> <div></div> <table><tr><th>W x D x H</th><th>Hand</th><th>Code</th><th>Price</th><th>Code</th><th>Code</th><th>Code</th><th>Price</th></tr><tr><td>612 x 800 x 725</td><td>-</td><td>1019</td><td>£576</td><td>2019</td><td>-</td><td>5019</td><td>£607</td></tr><tr><td colspan="8"></td></tr><tr><td colspan="8"></td></tr></table>							W x D x H	Hand	Code	Price	Code	Code	Code	Price	612 x 800 x 725	-	1019	£576	2019	-	5019	£607																
W x D x H	Hand	Code	Price	Code	Code	Code	Price																															
612 x 800 x 725	-	1019	£576	2019	-	5019	£607																															

Codes for board finishes:
Walnut (N), Canadian Maple (CM), Japanese Ash (J), Beech (B), Light Oak (LO), Silver (S), Grey (G), White (W), Santiago Cherry (SC), Stone Oak (SO), Black (BL), Anthracite (AN), Verade Oak (VO), Slate (ST), Nebraska Oak (NO), Natural (NA), Nordic (RD), Rustic (R)

Modesty Panel finishes:
See Page 261

Codes for board finishes:
Walnut (N), Canadian Maple (CM), Japanese Ash (J), Beech (B), Light Oak (LO), Silver (S), Grey (G), White (W), Santiago Cherry (SC), Stone Oak (SO), Black (BL), Anthracite (AN), Verade Oak (VO), Slate (ST), Nebraska Oak (NO), Natural (NA), Nordic (RD), Rustic (R)

Additional modesty Panel finishes only:
See Page 261

600mm Deep base units

For 600mm deep base units, add -6 to the end of the base unit code. Example: 2057-6
200mm is removed from the operator side of the base unit to make it 600mm deep.

1*** Codes

2*** Codes

3*** Codes

5*** Codes

1*** Codes - Base unit only

2*** Codes - Base unit to accommodate top unit

3*** Codes - Base unit to accommodate MFC or glass shelf

5*** Codes - Base unit to accommodate executive glass shelf

45° Base Units 800mm Deep

Angled footprint 2000mm radius

Angled footprint 1200mm inverted radius

Base unit only

Base unit machined to accommodate top unit

Base unit machined to accommodate MFC or glass shelf

Base unit machined to accommodate executive glass shelf

2000mm Radius base unit supplied with 1 cut back leg and 1 full panel leg		W x D x H	Hand	Code	Price	Code	Code	Code	Price
		1531 x 891 x 725	L or R	1057	£888	2057	3057	5057	£924

2000mm Radius base unit supplied with 2 cut back legs		W x D x H	Hand	Code	Price	Code	Code	Code	Price
		1531 x 891 x 725	-	1065	£888	2065	3065	5065	£924

2000mm Radius base unit supplied with 2 full panel end legs		W x D x H	Hand	Code	Price	Code	Code	Code	Price
		1531 x 891 x 725	-	1071	£888	2071	3071	5071	£924

Inverted 1200mm radius base unit supplied with 1 cut back leg and 1 full panel leg		W x D x H	Hand	Code	Price	Code	Code	Code	Price
		1531 x 891 x 725	L or R	1058	£1021	2058	3058	5058	£1056

Inverted 1200mm radius base unit supplied with 2 cut back legs		W x D x H	Hand	Code	Price	Code	Code	Code	Price
		1531 x 891 x 725	-	1066	£1021	2066	3066	5066	£1056

Inverted 1200mm radius base unit supplied with 2 full panel end legs		W x D x H	Hand	Code	Price	Code	Code	Code	Price
		1531 x 891 x 725	-	1072	£1021	2072	3072	5072	£1056

Codes for board finishes: Walnut (N), Canadian Maple (CM), Japanese Ash (J), Beech (B), Light Oak (LO), Silver (S), Grey (G), White (W), Santiago Cherry (SC), Stone Oak (SO), Black (BL), Anthracite (AN), Verade Oak (VO), Slate (ST), Nebraska Oak (NO), Natural (NA), Nordic (RD), Rustic (R)

Modesty Panel finishes: See Page 261

Please select top units or glass shelves if required

Top unit 350mm deep 465mm high

Low top unit 350mm deep 210mm high

Shaped top unit 350 to 180mm deep 465mm high

Glass top unit 350mm deep 490mm high

Low glass top unit 350mm deep 235mm high

MFC Shelf 225mm high Glass Shelf 210mm high

Executive glass shelf 350mm deep 210mm high

Code	Price	Code	Price		Code	Price	Code	Price	Code	MFC (-S)	Glass (-C)	Code	Price
1146	£471	1646	£471	N/A	1746-C	£882	1846-C	£882	1305	£284	£509	1512-C	£711

Code	Price	Code	Price		Code	Price	Code	Price	Code	MFC (-S)	Glass (-C)	Code	Price
1146	£471	1646	£471	N/A	1746-C	£882	1846-C	£882	1305	£284	£509	1512-C	£711

Code	Price	Code	Price		Code	Price	Code	Price	Code	MFC (-S)	Glass (-C)	Code	Price
1146	£471	1646	£471	N/A	1746-C	£882	1846-C	£882	1305	£284	£509	1512-C	£711

Code	Price	Code	Price		Code	Price	Code	Price	Code	MFC (-S)	Glass (-C)	Code	Price
1148	£456	1648	£456	N/A	1748-C	£741	1848-C	£741	1301	N/A	£410	1513-C	£484

Code	Price	Code	Price		Code	Price	Code	Price	Code	MFC (-S)	Glass (-C)	Code	Price
1148	£456	1648	£456	N/A	1748-C	£741	1848-C	£741	1301	N/A	£431	1513-C	£509

Code	Price	Code	Price		Code	Price	Code	Price	Code	MFC (-S)	Glass (-C)	Code	Price
1148	£456	1648	£456	N/A	1748-C	£741	1848-C	£741	1301	N/A	£431	1513-C	£509

Codes for board finishes: Walnut (N), Canadian Maple (CM), Japanese Ash (J), Beech (B), Light Oak (LO), Silver (S), Grey (G), White (W), Santiago Cherry (SC), Stone Oak (SO), Black (BL), Anthracite (AN), Verade Oak (VO), Slate (ST), Nebraska Oak (NO), Natural (NA), Nordic (RD), Rustic (R)

Additional modesty Panel finishes only: See Page 261

600mm Deep base units

For 600mm deep base units, add -6 to the end of the base unit code. Example: 3069-6
200mm is removed from the operator side of the base unit to make it 600mm deep.

1*** Codes

2*** Codes

3*** Codes

5*** Codes

1*** Codes - Base unit only

2*** Codes - Base unit to accommodate top unit

3*** Codes - Base unit to accommodate MFC or glass shelf

5*** Codes - Base unit to accommodate executive glass shelf

60° Base Units 800mm Deep

Angled footprint 1800mm radius

Angled footprint 1000mm inverted radius

Base unit only

Base unit machined to accommodate top unit

Base unit machined to accommodate MFC or glass shelf

Base unit machined to accommodate executive glass shelf

1800mm Radius base unit supplied with 1 cut back leg and 1 full panel leg		W x D x H	Hand	Code	Price	Code	Code	Code	Price
		1800 x 934 x 725	L or R	1053	£1075	2053	3053	5053	£1110

1800mm Radius base unit supplied with 2 cut back legs		W x D x H	Hand	Code	Price	Code	Code	Code	Price
		1800 x 934 x 725	-	1061	£1075	2061	3061	5061	£1110

1800mm Radius base unit supplied with 2 full panel end legs		W x D x H	Hand	Code	Price	Code	Code	Code	Price
		1800 x 934 x 725	-	1069	£1075	2069	3069	5069	£1110

Inverted 1000mm radius base unit supplied with 1 cut back leg and 1 full panel leg		W x D x H	Hand	Code	Price	Code	Code	Code	Price
		1800 x 934 x 725	L or R	1054	£1075	2054	3054	5054	£1110

Inverted 1000mm radius base unit supplied with 2 cut back legs		W x D x H	Hand	Code	Price	Code	Code	Code	Price
		1800 x 934 x 725	-	1062	£1075	2062	3062	5062	£1110

Inverted 1000mm radius base unit supplied with 2 full panel end legs		W x D x H	Hand	Code	Price	Code	Code	Code	Price
		1800 x 934 x 725	-	1070	£1075	2070	3070	5070	£1110

Codes for board finishes:
Walnut (N), Canadian Maple (CM), Japanese Ash (J), Beech (B), Light Oak (LO), Silver (S), Grey (G), White (W), Santiago Cherry (SC), Stone Oak (SO), Black (BL), Anthracite (AN), Verade Oak (VO), Slate (ST), Nebraska Oak (NO), Natural (NA), Nordic (RD), Rustic (R)

Modesty Panel finishes:
See Page 261

Please select top units or glass shelves if required

Top unit 350mm deep 465mm high

Low top unit 350mm deep 210mm high

Shaped top unit 350 to 180mm deep 465mm high

Glass top unit 350mm deep 490mm high

Low glass top unit 350mm deep 235mm high

MFC Shelf 225mm high Glass Shelf 210mm high

Executive glass shelf 350mm deep 210mm high

Code	Price	Code	Price	N/A	Code	Price	Code	Price	Code	MFC (-S)	Glass (-C)	Code	Price
1140	£575	1640	£575		1740-C	£939	1840-C	£939	1306	£322	£556	1510-C	£809

Code	Price	Code	Price	N/A	Code	Price	Code	Price	Code	MFC (-S)	Glass (-C)	Code	Price
1140	£575	1640	£575		1740-C	£939	1840-C	£939	1306	£322	£556	1510-C	£809

Code	Price	Code	Price	N/A	Code	Price	Code	Price	Code	MFC (-S)	Glass (-C)	Code	Price
1140	£575	1640	£575		1740-C	£939	1840-C	£939	1306	£322	£556	1510-C	£809

Code	Price	Code	Price	N/A	Code	Price	Code	Price	Code	MFC (-S)	Glass (-C)	Code	Price
1142	£478	1642	£478		1742-C	£710	1842-C	£710	1303	£269	£491	1511-C	£687

Code	Price	Code	Price	N/A	Code	Price	Code	Price	Code	MFC (-S)	Glass (-C)	Code	Price
1142	£478	1642	£478		1742-C	£710	1842-C	£710	1303	£269	£491	1511-C	£687

Code	Price	Code	Price	N/A	Code	Price	Code	Price	Code	MFC (-S)	Glass (-C)	Code	Price
1142	£478	1642	£478		1742-C	£710	1842-C	£710	1303	£269	£491	1511-C	£687

Codes for board finishes:
Walnut (N), Canadian Maple (CM), Japanese Ash (J), Beech (B), Light Oak (LO), Silver (S), Grey (G), White (W), Santiago Cherry (SC), Stone Oak (SO), Black (BL), Anthracite (AN), Verade Oak (VO), Slate (ST), Nebraska Oak (NO), Natural (NA), Nordic (RD), Rustic (R)

Additional modesty Panel finishes only:
See Page 261

600mm Deep base units

For 600mm deep base units, add -6 to the end of the base unit code. Example: 2063-6
200mm is removed from the operator side of the base unit to make it 600mm deep.

1*** Codes
Base unit only



2*** Codes
Base unit to accommodate top unit



3*** Codes
Base unit to accommodate MFC or glass shelf

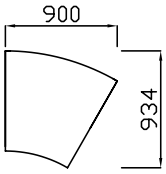
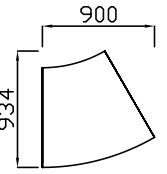
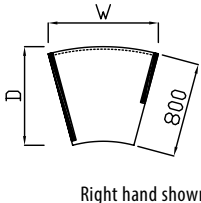
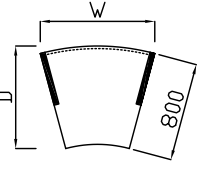
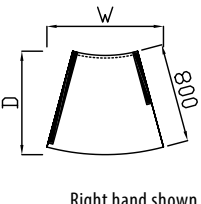
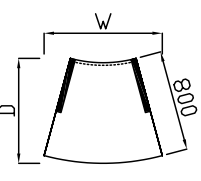


5*** Codes
Base unit to accommodate executive glass shelf

























Top units, MFC or Glass shelves are supplied separately

30° Base Units 800mm Deep

Angled footprint 1800mm radius	Angled footprint inverted 1000mm radius	Base unit only	Base unit machined to accommodate top unit	Base unit machined to accommodate MFC or glass shelf	Base unit machined to accommodate executive glass shelf
					
1800mm Radius base unit supplied with 1 cut back leg and 1 full panel leg					
1800mm Radius base unit supplied with 2 cut back legs					
Inverted 1000mm radius base unit supplied with 1 cut back leg and 1 full panel leg					
Inverted 1000mm radius base unit supplied with 2 cut back legs					

Please select top units or glass shelves if required

Top unit 350mm deep 465mm high		Low top unit 350mm deep 210mm high		Shaped top unit 350 to 180mm deep 465mm high		Glass top unit 350mm deep 490mm high		Low glass top unit 350mm deep 235mm high		MFC Shelf 225mm high Glass Shelf 210mm high		Executive glass shelf 350mm deep 210mm high		
Code	Price	Code	Price	N/A		Code	Price	Code	Price	Code	MFC (-S)	Glass (-C)	Code	Price
1144	£330	1644	£330			1744-C	£698	1844-C	£698	1301	N/A	£431	1517-C	£509
														
Code	Price	Code	Price	N/A		Code	Price	Code	Price	Code	MFC (-S)	Glass (-C)	Code	Price
1144	£330	1644	£330			1744-C	£698	1844-C	£698	1301	N/A	£431	1517-C	£509
														
Code	Price	Code	Price	N/A		Code	Price	Code	Price	N/A		Code	Price	
1145	£384	1645	£384			1745-C	£677	1845-C	£677			1518-C	£457	
														
Code	Price	Code	Price	N/A		Code	Price	Code	Price	N/A		Code	Price	
1145	£384	1645	£384			1745-C	£677	1845-C	£677			1518-C	£457	
														

Codes for board finishes:
Walnut (N), Canadian Maple (CM), Japanese Ash (J), Beech (B), Light Oak (LO), Silver (S), Grey (G), White (W), Santiago Cherry (SC), Stone Oak (SO), Black (BL), Anthracite (AN), Verade Oak (VO), Slate (ST), Nebraska Oak (NO), Natural (NA), Nordic (RD), Rustic (R)

Modesty Panel finishes:
See Page 261

Codes for board finishes:
Walnut (N), Canadian Maple (CM), Japanese Ash (J), Beech (B), Light Oak (LO), Silver (S), Grey (G), White (W), Santiago Cherry (SC), Stone Oak (SO), Black (BL), Anthracite (AN), Verade Oak (VO), Slate (ST), Nebraska Oak (NO), Natural (NA), Nordic (RD), Rustic (R)

Additional modesty Panel finishes only:
See Page 261



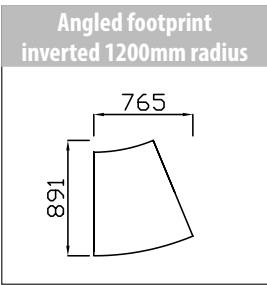
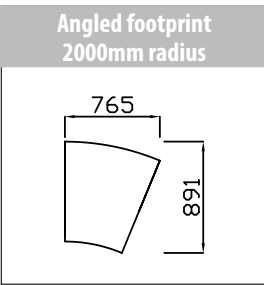
600mm Deep base units

For 600mm deep base units, add -6 to the end of the base unit code. Example: 1068-6
200mm is removed from the operator side of the base unit to make it 600mm deep.

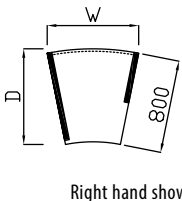


Top units, MFC or Glass shelves are supplied separately

22.5° Base Units 800mm Deep

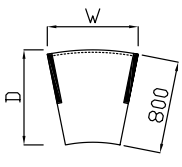


2000mm
Radius base
unit supplied
with 1 cut
back leg and 1
full panel leg



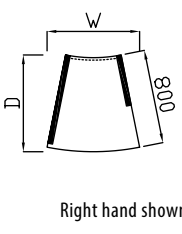
W x D x H	Hand	Code	Price	Code	Code	Code	Code	Price
780 x 823 x 725	L or R	1059	£676	2059	3059	5059		£710

2000mm
Radius base
unit supplied
with 2 cut
back legs



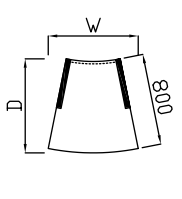
W x D x H	Hand	Code	Price	Code	Code	Code	Code	Price
780 x 823 x 725	-	1067	£676	2067	3067	5067		£710

Inverted
1200mm
radius base
unit supplied
with 1 cut
back leg and 1
full panel leg



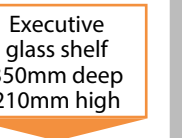
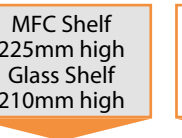
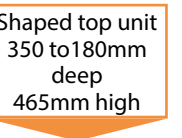
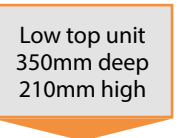
W x D x H	Hand	Code	Price	Code	Code	Code	Code	Price
780 x 823 x 725	L or R	1060	£676	2060	-	5060		£710

Inverted
1200mm
radius base
unit supplied
with 2 cut
back legs



W x D x H	Hand	Code	Price	Code	Code	Code	Code	Price
780 x 823 x 725	-	1068	£676	2068	-	5068		£710

Please select top units or glass shelves if required



Code	Price	Code	Price	N/A		Code	Price	Code	Price	Code	MFC (-S)	Glass (-C)	Code	Price
1150	£324	1650	£324			1750-C	£668	1850-C	£668	1301	N/A	£431	1519-C	£509
														

Code	Price	Code	Price	N/A		Code	Price	Code	Price	Code	MFC (-S)	Glass (-C)	Code	Price
1150	£324	1650	£324			1750-C	£668	1850-C	£668	1301	N/A	£431	1519-C	£509
														

Code	Price	Code	Price	N/A		Code	Price	Code	Price	N/A		Code	Price
1151	£373	1651	£373			1751-C	£676	1851-C	£676			1520-C	£457
													

Code	Price	Code	Price	N/A		Code	Price	Code	Price	N/A		Code	Price
1151	£373	1651	£373	N/A		1751-C	£676	1851-C	£676	N/A		1520-C	£457
				N/A						N/A			



Please note

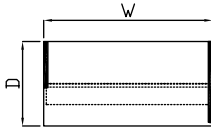
Disabled access base units are only available as 800mm deep.

DDA Base Units 800mm Deep with 400mm recessed modesty panel



Left hand shown

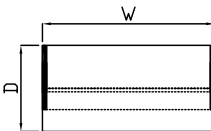
Base unit supplied with 1 cut back leg and 1 full panel leg



Code	Hand	W x D x H	Price £
1093	L or R	1200 x 800 x 725	£479
1094	L or R	1400 x 800 x 725	£492
1042	L or R	1600 x 800 x 725	£510



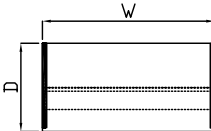
Base unit supplied with 2 cut back legs



Code	Hand	W x D x H	Price £
1095	-	1200 x 800 x 725	£479
1096	-	1400 x 800 x 725	£492
1044	-	1600 x 800 x 725	£510



Base unit supplied with 2 full panel legs

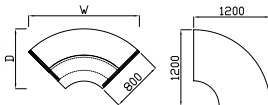


Code	Hand	W x D x H	Price £
1097	-	1200 x 800 x 725	£479
1098	-	1400 x 800 x 725	£492
1040	-	1600 x 800 x 725	£510



Left hand shown

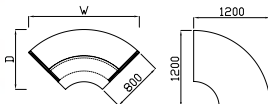
90° 1200mm Radius base unit supplied with 1 cut back leg and 1 full panel leg



Code	Hand	W x D x H	Price £
1046	L or R	1697 x 917 x 725	£937



90° 1200mm Radius base unit supplied with 2 cut back legs



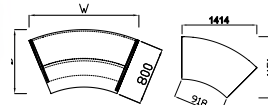
Code	Hand	W x D x H	Price £
1045	-	1697 x 917 x 725	£937

DDA Base Units 800mm Deep with 400mm recessed modesty panel



Left hand shown

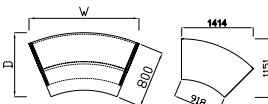
45° 2000mm Radius base unit supplied with 1 cut back leg and 1 full panel leg



Code	Hand	W x D x H	Price £
1041	L or R	1531 x 891 x 725	£861



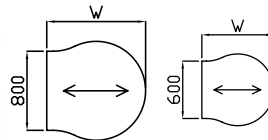
45° 2000mm Radius base unit supplied with 2 cut back legs



Code	Hand	W x D x H	Price £
1043	-	1531 x 891 x 725	£861



Conference End



Code	Hand	W x D x H	Price £
1050	-	1000 x 1000 x 725	£539
1050-6	-	800 x 800 x 725	£539



Codes for board finishes:

Walnut (N), Canadian Maple (CM), Japanese Ash (J), Beech (B), Light Oak (LO), Silver (S), Grey (G), White (W), Santiago Cherry (SC), Stone Oak (SO), Black (BL), Anthracite (AN), Verade Oak (VO), Slate (ST), Nebraska Oak (NO), Natural (NA), Nordic (RD), Rustic (R)

Additional modesty Panel finishes only:

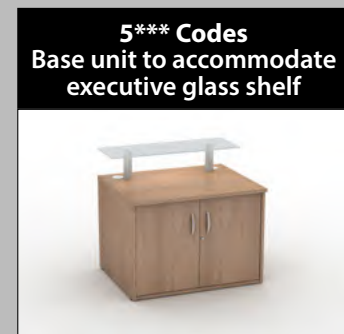
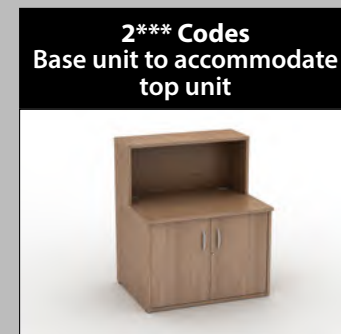
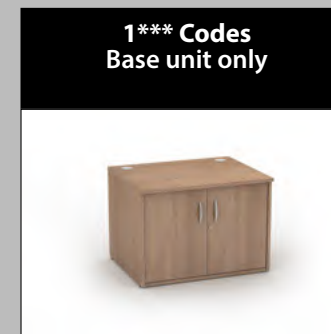
See Page 261

Modesty Panel finishes:

See Page 261

Codes for board finishes:

Walnut (N), Canadian Maple (CM), Japanese Ash (J), Beech (B), Light Oak (LO), Silver (S), Grey (G), White (W), Santiago Cherry (SC), Stone Oak (SO), Black (BL), Anthracite (AN), Verade Oak (VO), Slate (ST), Nebraska Oak (NO), Natural (NA), Nordic (RD), Rustic (R)



Top units, MFC or Glass shelves are supplied separately

Storage Base Units

Storage unit only

Storage unit machined to accommodate top unit

Storage unit machined to accommodate MFC or glass shelf

Storage unit machined to accommodate executive glass shelf

800mm Deep Base Unit

Cupboard - Complete with 1 adjustable shelf



supplied with Q handle only

W x D x H	Shelves	Code	Price	Code	Code	Code	Price
800 x 800 x 725	1	1217	£554	2217	3217	5217	£608
1000 x 800 x 725	1	1218	£554	2218	3218	5218	£608

Code	Price	Code	Price	Code	Price	Code	Price	Code	MFC (-S)	Glass (-C)	Code	Price		
1101	£299	1601	£299	1107	£330	1701-C	£567	1801-C	£567	1301	N/A	£431	1501-C	£432
1102	£322	1602	£322	1108	£354	1702-C	£587	1802-C	£587	1302	£256	£449	1502-C	£449

600mm Deep Base Unit

Cupboard - Complete with 1 adjustable shelf



supplied with Q handle only

W x D x H	Shelves	Code	Price	Code	Code	Code	Price
800 x 600 x 725	1	1215	£554	2215	3215	5215	£608
1000 x 600 x 725	1	1216	£554	2216	3216	5216	£608

Code	Price	Code	Price	Code	Price	Code	Price	Code	Price	Code	MFC (-S)	Glass (-C)	Code	Price
1101	£299	1601	£299	1107	£330	1701-C	£567	1801-C	£567	1301	N/A	£431	1501-C	£432
1102	£322	1602	£322	1108	£354	1702-C	£587	1802-C	£587	1302	£256	£449	1502-C	£449

800mm deep base unit
pedestal



supplied with Q handle only

W x D x H	Drawers	Code	Price	Code	Code	Code	Price
405 x 800 x 725	3	1213	£502	2213	-	-	£559
405 x 800 x 725	2	1220	£502	2220	-	-	£559

	Code	Price		Code	Price		Code	Price		Code	Price
➤	1214-465	£259		1214-210	£259		1214-490-C	£475		1214-235-C	£475
➤	1214-465	£259		1214-210	£259		1214-490-C	£475		1214-235-C	£475

600mm deep base unit
pedestal



supplied with Q handle only

W x D x H	Drawers	Code	Price	Code	Code	Code	Price
405 x 600 x 725	3	1211	£434	2211	-	-	£491
405 x 600 x 725	2	1219	£434	2219	-	-	£491

Code	Price	Code	Price	Code	Price	Code	Price
1214-465	£259	1214-210	£259	1214-490-C	£475	1214-235-C	£475
1214-465	£259	1214-210	£259	1214-490-C	£475	1214-235-C	£475

Codes for board finishes:
Walnut (N), Canadian Maple (CM), Japanese Ash (J), Beech (B), Light Oak (LO), Silver (S), Grey (G), White (W), Santiago Cherry (SC), Stone Oak (SO), Black (BL), Anthracite (AN), Verade Oak (VO), Slate (ST), Nebraska Oak (NO), Natural (NA), Nordic (RD), Rustic (R)

Modesty Panel finishes:
See Page 261

Codes for board finishes:
Walnut (N), Canadian Maple (CM), Japanese Ash (J), Beech (B), Light Oak (LO), Silver (S), Grey (G), White (W), Santiago Cherry (SC), Stone Oak (SO), Black (BL), Anthracite (AN), Verade Oak (VO), Slate (ST), Nebraska Oak (NO), Natural (NA), Nordic (RD), Rustic (R)

Additional modesty Panel finishes only:
See Page 261

Top Units with Shelves - for base unit codes starting 20**



	90° 800mm radius top unit with shelf	<table><tr><th>Code</th><th>Description</th><th>Price £</th></tr><tr><td>1118</td><td>1131 x 482 x 465</td><td>£523</td></tr><tr><td colspan="3">compatible with base units 2017 & 2051 - see page 146</td></tr></table>	Code	Description	Price £	1118	1131 x 482 x 465	£523	compatible with base units 2017 & 2051 - see page 146		
Code	Description	Price £									
1118	1131 x 482 x 465	£523									
compatible with base units 2017 & 2051 - see page 146											
	90° 800mm radius top unit with shelf and glass top	<table><tr><th>Code</th><th>Description</th><th>Price £</th></tr><tr><td>1718-C</td><td>1131 x 482 x 490</td><td>£867</td></tr><tr><td colspan="3">compatible with base units 2017 & 2051 - see page 146</td></tr></table>	Code	Description	Price £	1718-C	1131 x 482 x 490	£867	compatible with base units 2017 & 2051 - see page 146		
Code	Description	Price £									
1718-C	1131 x 482 x 490	£867									
compatible with base units 2017 & 2051 - see page 146											

	90° 1200mm radius top unit with shelf	<table><tr><th>Code</th><th>Description</th><th>Price £</th></tr><tr><td>1117</td><td>1697 x 599 x 465</td><td>£626</td></tr><tr><td colspan="3">compatible with base units 2018 & 2052 - see page 146</td></tr></table>	Code	Description	Price £	1117	1697 x 599 x 465	£626	compatible with base units 2018 & 2052 - see page 146		
Code	Description	Price £									
1117	1697 x 599 x 465	£626									
compatible with base units 2018 & 2052 - see page 146											
	90° 1200mm radius top unit with shelf and glass top	<table><tr><th>Code</th><th>Description</th><th>Price £</th></tr><tr><td>1717-C</td><td>1697 x 599 x 490</td><td>£1021</td></tr><tr><td colspan="3">compatible with base units 2018 & 2052 - see page 146</td></tr></table>	Code	Description	Price £	1717-C	1697 x 599 x 490	£1021	compatible with base units 2018 & 2052 - see page 146		
Code	Description	Price £									
1717-C	1697 x 599 x 490	£1021									
compatible with base units 2018 & 2052 - see page 146											

	45° 800mm radius top unit with shelf	<table><tr><th>Code</th><th>Description</th><th>Price £</th></tr><tr><td>1124</td><td>612 x 384 x 465</td><td>£414</td></tr><tr><td colspan="3">compatible with base unit 2019 - see page 148</td></tr></table>	Code	Description	Price £	1124	612 x 384 x 465	£414	compatible with base unit 2019 - see page 148		
Code	Description	Price £									
1124	612 x 384 x 465	£414									
compatible with base unit 2019 - see page 148											
	45° 800mm radius top unit with shelf and glass top	<table><tr><th>Code</th><th>Description</th><th>Price £</th></tr><tr><td>1724-C</td><td>612 x 384 x 490</td><td>£798</td></tr><tr><td colspan="3">compatible with base unit 2019 - see page 148</td></tr></table>	Code	Description	Price £	1724-C	612 x 384 x 490	£798	compatible with base unit 2019 - see page 148		
Code	Description	Price £									
1724-C	612 x 384 x 490	£798									
compatible with base unit 2019 - see page 148											

	45° 1200mm radius top unit with shelf	<table><tr><th>Code</th><th>Description</th><th>Price £</th></tr><tr><td>1123</td><td>918 x 415 x 465</td><td>£502</td></tr><tr><td colspan="3">compatible with base unit 2020 - see page 148</td></tr></table>	Code	Description	Price £	1123	918 x 415 x 465	£502	compatible with base unit 2020 - see page 148		
Code	Description	Price £									
1123	918 x 415 x 465	£502									
compatible with base unit 2020 - see page 148											
	45° 1200mm radius top unit with shelf and glass top	<table><tr><th>Code</th><th>Description</th><th>Price £</th></tr><tr><td>1723-C</td><td>918 x 415 x 490</td><td>£840</td></tr><tr><td colspan="3">compatible with base unit 2020 - see page 148</td></tr></table>	Code	Description	Price £	1723-C	918 x 415 x 490	£840	compatible with base unit 2020 - see page 148		
Code	Description	Price £									
1723-C	918 x 415 x 490	£840									
compatible with base unit 2020 - see page 148											

Top Units with Shelves - for base unit codes starting 20**

	45° 2000mm radius top unit with shelf	<table><tr><th>Code</th><th>Description</th><th>Price £</th></tr><tr><td>1147</td><td>1531 x 476 x 465</td><td>£547</td></tr></table>	Code	Description	Price £	1147	1531 x 476 x 465	£547
Code	Description	Price £						
1147	1531 x 476 x 465	£547						
compatible with base units 2057, 2065 & 2071 - see page 150								
	45° 2000mm radius top unit with shelf and glass top	<table><tr><th>Code</th><th>Description</th><th>Price £</th></tr><tr><td>1747-C</td><td>1531 x 476 x 490</td><td>£1009</td></tr></table>	Code	Description	Price £	1747-C	1531 x 476 x 490	£1009
Code	Description	Price £						
1747-C	1531 x 476 x 490	£1009						
compatible with base units 2057, 2065 & 2071 - see page 150								
	Inverted 45° 1200mm radius top unit with shelf	<table><tr><th>Code</th><th>Description</th><th>Price £</th></tr><tr><td>1149</td><td>1186 x 441 x 465</td><td>£568</td></tr></table>	Code	Description	Price £	1149	1186 x 441 x 465	£568
Code	Description	Price £						
1149	1186 x 441 x 465	£568						
compatible with base units 2058, 2066 & 2072 - see page 150								
	Inverted 45° 1200mm radius top unit with shelf and glass top	<table><tr><th>Code</th><th>Description</th><th>Price £</th></tr><tr><td>1749-C</td><td>1186 x 441 x 490</td><td>£874</td></tr></table>	Code	Description	Price £	1749-C	1186 x 441 x 490	£874
Code	Description	Price £						
1749-C	1186 x 441 x 490	£874						
compatible with base units 2058, 2066 & 2072 - see page 150								
	60° 1800mm radius top unit with shelf	<table><tr><th>Code</th><th>Description</th><th>Price £</th></tr><tr><td>1141</td><td>1800 x 546 x 465</td><td>£719</td></tr></table>	Code	Description	Price £	1141	1800 x 546 x 465	£719
Code	Description	Price £						
1141	1800 x 546 x 465	£719						
compatible with base units 2053, 2061 & 2069 - see page 152								
	60° 1800mm radius top unit with shelf and glass top	<table><tr><th>Code</th><th>Description</th><th>Price £</th></tr><tr><td>1741-C</td><td>1800 x 546 x 490</td><td>£1076</td></tr></table>	Code	Description	Price £	1741-C	1800 x 546 x 490	£1076
Code	Description	Price £						
1741-C	1800 x 546 x 490	£1076						
compatible with base units 2053, 2061 & 2069 - see page 152								
	Inverted 60° 1000mm radius top unit with shelf	<table><tr><th>Code</th><th>Description</th><th>Price £</th></tr><tr><td>1143</td><td>1350 x 484 x 465</td><td>£594</td></tr></table>	Code	Description	Price £	1143	1350 x 484 x 465	£594
Code	Description	Price £						
1143	1350 x 484 x 465	£594						
compatible with base units 2054, 2062 & 2070 - see page 152								
	Inverted 60° 1000mm radius top unit with shelf and glass top	<table><tr><th>Code</th><th>Description</th><th>Price £</th></tr><tr><td>1743-C</td><td>1350 x 484 x 465</td><td>£842</td></tr></table>	Code	Description	Price £	1743-C	1350 x 484 x 465	£842
Code	Description	Price £						
1743-C	1350 x 484 x 465	£842						
compatible with base units 2054, 2062 & 2070 - see page 152								



Codes for board finishes:
Walnut (N), Canadian Maple (CM), Japanese Ash (J), Beech (B), Light Oak (LO), Silver (S), Grey (G), White (W), Santiago Cherry (SC), Stone Oak (SO), Black (BL), Anthracite (AN), Verade Oak (VO), Slate (ST), Nebraska Oak (NO), Natural (NA), Nordic (RD), Rustic (R)


Modesty Panel finishes:
See Page 261


Codes for board finishes:
Walnut (N), Canadian Maple (CM), Japanese Ash (J), Beech (B), Light Oak (LO), Silver (S), Grey (G), White (W), Santiago Cherry (SC), Stone Oak (SO), Black (BL), Anthracite (AN), Verade Oak (VO), Slate (ST), Nebraska Oak (NO), Natural (NA), Nordic (RD), Rustic (R)


Additional modesty Panel finishes only:
See Page 261


Shallow Low Top Unit, Storage and Accessories

	90° 800mm radius shallow low top unit with bowed shelf		Price £
	Code	Description	
	1637	1131 x 482 x 210	£414
compatible with base units 2017 & 2051 - see page 146			
	90° 1200mm radius shallow low top unit with bowed shelf		Price £
	Code	Description	
	1638	1697 x 599 x 210	£502
compatible with base units 2018 & 2052 - see page 146			


	Mobile storage unit			Price £
	Code	Hand	W x D x H	
	1210	L or R	465 x 575 x 690	£414
available with Q handle only				
supplied with 1 adjustable shelf				
Left hand shown				


	Tall mobile pedestal			Price £
	Code	Drawers	W x D x H	
	1221	3	400 x 575 x 594	£317
	1222	3	300 x 575 x 594	£310
For use with 800mm deep receptions only				
supplied with Q handle only				

	500mm deep tall mobile 3 drawer pedestal			Price £
	Code	Drawers	W x D x H	
	1223	3	400 x 500 x 594	£294
	1224	3	300 x 500 x 594	£294
For use with 600mm deep receptions only				
supplied with Q handle only				

	Pigeon hole unit to fit inside 350mm deep top unit			Price £
	Code	W x D x H	Compartments	
	1225	262 x 320 x 440	4 @ 226w x 87h	£158
	1226	506 x 320 x 440	8 @ 226w x 87h	£294
	1227	750 x 320 x 440	12 @ 226w x 87h	£432
	1228	994 x 320 x 440	16 @ 226w x 87h	£568
1228 16 compartment unit shown				

Storage and Accessories

	Shelf unit for shallow or full depth shelf unit		Price £
	Code	W x D x H	
	1201	556 x 160 x 216	£130
	1202	556 x 320 x 216	£172
To fit inside a 465mm high Top Unit			

	Lockable key unit (18 hooks)		Price £
	Code	W x D x H	
	1205	556 x 160 x 216	£239
To fit inside a 465mm high Top Unit			



Codes for board finishes:
Walnut (N), Canadian Maple (CM), Japanese Ash (J), Beech (B), Light Oak (LO), Silver (S), Grey (G), White (W), Santiago Cherry (SC), Stone Oak (SO), Black (BL), Anthracite (AN), Verade Oak (VO), Slate (ST), Nebraska Oak (NO), Natural (NA), Nordic (RD), Rustic (R)

Modesty Panel finishes:
See Page 261

Additional modesty Panel finishes only:
See Page 261

Reception Tables



MFC top shown

Circular reception table

Code	W x D x H	Top	Price £
5101	550 x 550 x 400	MFC	£334
5101-C	550 x 550 x 385	Clear Glass	£405



Glass top shown

Eliptical reception table

Code	W x D x H	Top	Price £
5102	1000 x 500 x 400	MFC	£378
5102-C	1000 x 500 x 385	Clear Glass	£521



Glass top shown

Square and rectangular reception tables

Code	W x D x H	Top	Price £
5103	600 x 600 x 400	MFC	£378
5103-C	600 x 600 x 385	Clear Glass	£521
5106	800 x 450 x 400	MFC	£378
5106-C	800 x 450 x 385	Clear Glass	£521



MFC top shown

Kidney reception table

Code	W x D x H	Top	Price £
5104	1020 x 570 x 400	MFC	£393
5104-C	1020 x 570 x 385	Clear Glass	£544

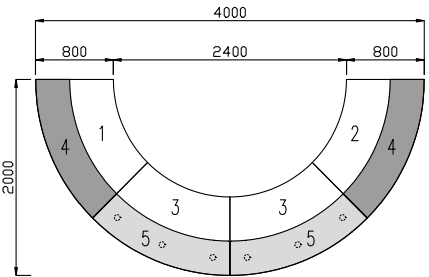


MFC top shown

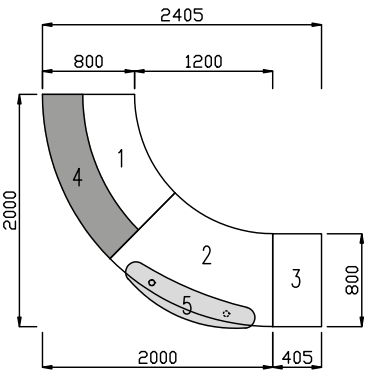
Triangular reception table

Code	W x D x H	Top	Price £
5105	618 x 581 x 400	MFC	£370
5105-C	618 x 581 x 385	Clear Glass	£498

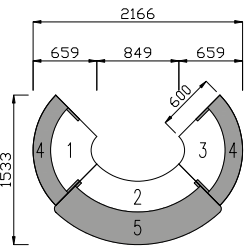
Receptiv Example Configurations



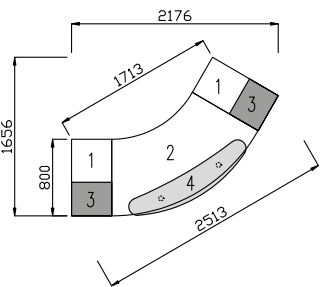
ID	Qty	Code	Hand	Description	Price
1	1	2057	LH	base unit	£924
2	1	2057	RH	base unit	£924
3	2	5065	-	base unit	£924
4	2	1146	-	top unit	£471
5	2	1512-C	-	executive glass shelf	£711
Total					£6060



ID	Qty	Code	Hand	Description	Price
1	1	2057	LH	base unit	£924
2	1	3057	RH	base unit	£924
3	1	1213	-	pedestal base unit	£502
4	1	1146	-	top unit	£471
5	1	1305-C	-	clear shaped glass shelf	£509
Total					£3330

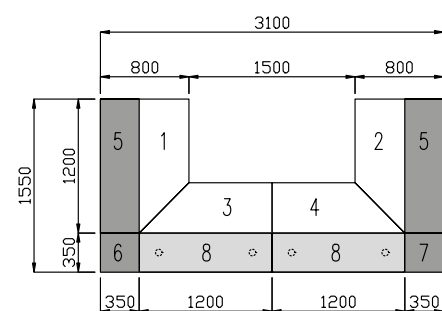


ID	Qty	Code	Hand	Description	Price
1	1	2051-6	LH	600mm deep base unit	£756
2	1	2018-6	-	600mm deep base unit	£967
3	1	2051-6	RH	600mm deep base unit	£756
4	2	1115	-	shallow top unit	£330
5	1	1638	-	shallow low top unit	£502
Total					£3641

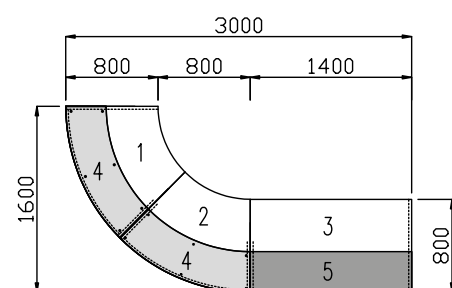


ID	Qty	Code	Hand	Description	Price
1	2	2213	-	pedestal base unit	£559
2	1	3069	-	base unit	£1110
3	2	1214-465	-	top unit	£259
4	1	1306-C	-	clear shaped glass shelf	£556
Total					£3302

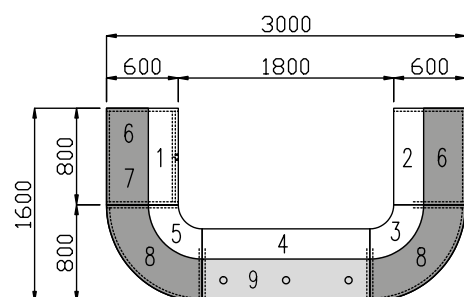
Receptiv Example Configurations



ID	Qty	Code	Hand	Description	Price
1	1	2076	LH	base unit	£608
2	1	2076	RH	base unit	£608
3	1	5082	RH	base unit	£608
4	1	5082	LH	base unit	£608
5	2	1103	-	top unit	£341
6	1	1087	RH	corner pillar	£247
7	1	1087	LH	corner pillar	£247
8	2	1503-C	-	executive glass shelf	£467
Total					£4542

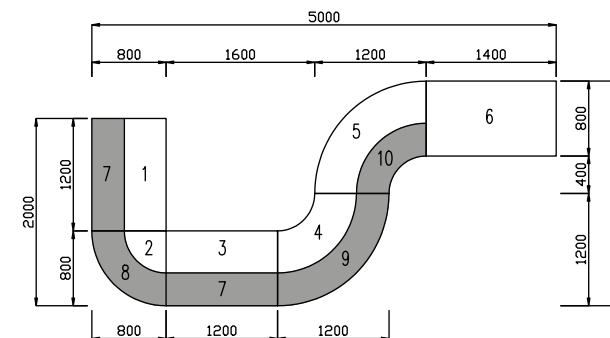


ID	Qty	Code	Hand	Description	Price
1	1	2090	LH	base unit	£908
2	1	2091	-	base unit	£908
3	1	2004	RH	base unit	£545
4	2	1852-C	-	low top unit with glass	£734
5	1	1104	-	top unit	£361
Total					£4190

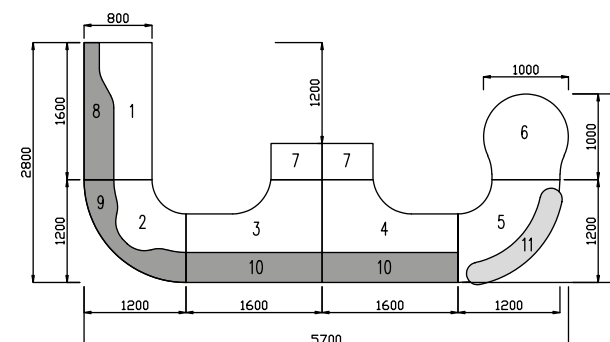


ID	Qty	Code	Hand	Description	Price
1	1	2215	-	base unit cupboard	£608
2	1	2001-6	RH	base unit	£480
3	1	2017-6	-	base unit	£756
4	1	5010-6	-	base unit	£545
5	1	2051-6	LH	base unit	£756
6	2	1101	-	top unit	£299
7	1	1227	-	pigeon hole unit	£432
8	2	1113	-	top unit	£414
9	1	1504-C	-	executive glass shelf	£488
Total					£5491

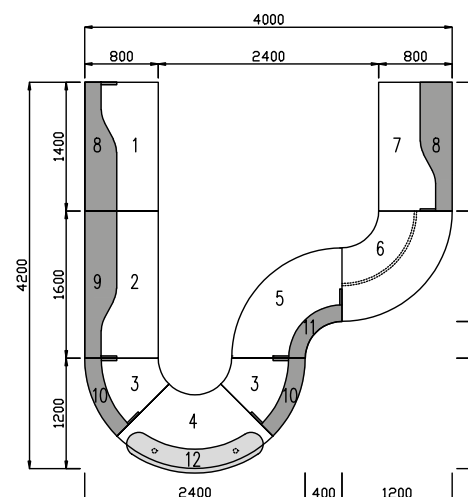
Receptiv Example Configurations



ID	Qty	Code	Hand	Description	Price
1	1	2003	LH	base unit	£523
2	1	2017	-	base unit	£756
3	1	2009	-	base unit	£523
4	1	2018	-	base unit	£967
5	1	2021	-	base unit	£998
6	1	1004	RH	base unit	£510
7	2	1103	-	top unit	£341
8	1	1118	-	top unit with shelf	£523
9	1	1117	-	top unit with shelf	£626
10	1	1125	-	top unit	£414
Total					£6522



ID	Qty	Code	Hand	Description	Price
1	1	2005	LH	base unit	£576
2	1	2018	-	base unit	£967
3	1	2015	LH	base unit	£808
4	1	2015	RH	base unit	£808
5	1	3052	RH	base unit	£967
6	1	1050	-	conference link	£539
7	2	Q-DHP36	-	pedestal	£270
8	1	1111	LH	wave top unit	£414
9	1	1116	RH	scooped top unit	£545
10	2	1105	-	top unit	£387
11	1	1308-S	-	MFC shaped shelf	£341
Total					£7279



ID	Qty	Code	Hand	Description	Price
1	1	2004	LH	base unit	£545
2	1	2011	-	base unit	£576
3	2	2020	-	base unit	£772
4	1	3018	-	base unit	£967
5	1	2021	-	base unit	£998
6	1	1045	-	DDA base unit	£937
7	1	2004	RH	base unit	£545
8	2	1110	LH	wave top unit	£395
9	1	1111	RH	wave top unit	£414
10	2	1121	-	shallow top unit	£406
11	1	1126	-	shallow top unit	£414
12	1	1308-C	-	clear shaped glass shelf	£676
Total					£9218

Receptiv Example Configurations

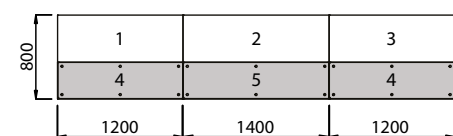


Image below on the left

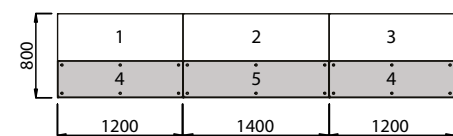


Image below on the right

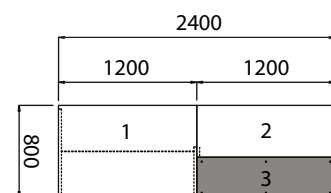


ID	Qty	Code	Hand	Description	Price
1	1	2003	LH	base unit	£523
2	1	2010	-	base unit	£545
3	1	2003	RH	base unit	£523
4	2	1703-C	-	top unit	£608
5	1	1804-C	-	top unit	£640
Total					£3447

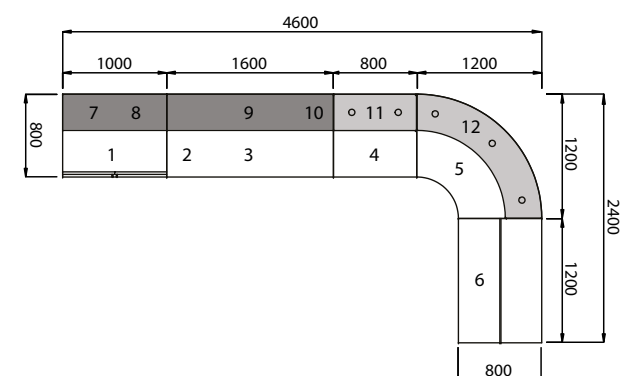
ID	Qty	Code	Hand	Description	Price
1	1	2003	LH	base unit	£523
2	1	5010	-	base unit	£545
3	1	2003	RH	base unit	£523
4	2	1703-C	-	top unit	£608
5	1	1504-C	-	executive glass shelf	£488
Total					£3295



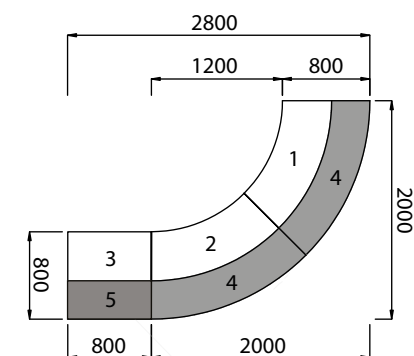
ID	Qty	Code	Hand	Description	Price
1	1	1093	LH	base unit	£479
2	1	2003	RH	base unit	£523
3	1	1703-C	-	top unit	£608
Total					£1610



Receptiv Example Configurations



ID	Qty	Code	Hand	Description	Price
1	1	2218	-	base unit cupboard	£608
2	1	Q-TMP3	-	mobile pedestal	£270
3	1	2005	RH	base unit	£576
4	1	5007	-	base unit	£480
5	1	5018	-	base unit	£967
6	1	1093	LH	DDA base unit	£479
7	1	1102	-	top unit	£322
8	1	1227	-	pigeon hole unit	£432
9	1	1105	-	top unit	£387
10	1	1207	-	tray unit	£226
11	1	1501	-	executive glass shelf	£432
12	1	1508	-	executive glass shelf	£809
Total					£5988



ID	Qty	Code	Hand	Description	Price
1	1	2057	RH	base unit	£924
2	1	2065	-	base unit	£924
3	1	2001	LH	base unit	£480
4	2	1846-C	-	top unit	£882
5	1	1701-C	-	top unit	£567
Total					£4659

Allure - Modular Reception Counters



Product Codes - How to Order

To order counter units with **no decorative panels** please specify the **Unit Code**, **Unit Hand** and **Port Colour**. See below an example code and code breakdown. Units with no decorative panels can be supplied with a contrasting top shelf finish. Please ensure all counter finishes are specified on your purchase order.

Complete Ordering Code	Unit Code	Unit Hand	Port Colour
AFHCU1B127-R.W	AFHCU1B127	L or R	.W / .BL / .S

To order counter units with **decorative panels** please specify the **Unit Code**, **Unit Hand**, **Panel Option** and **Port Colour**. See below an example code and code breakdown. Choose between a single front panel, striped panels or an overhang unit. Please ensure all counter finishes are specified on your purchase order.

Complete Ordering Code	Unit Code	Unit Hand	Panel Option	Port Colour
AFHCU1B127-R-HP.W	AFHCU1B127	L or R	-SP/-HP/-OH	.W / .BL / .S

To order counter units with counter top glass shelf or a shelf on brushed aluminium turrets add a **-G** to the product code as shown below.

Complete Ordering Code	Unit Code	Unit Hand	Panel Option	Port Colour
AFHCU1B127-G-R-HP.W	AFHCU1B127-G	L or R	-SP/-HP/-OH	.W / .BL / .S

Decorative Panel Options



No Decorative Panel
Reception unit with matching or contrasting top shelf finish
Only style available with a contrasting top shelf



Single Decorative Panel (-SP)
Reception unit with single panel. Supplied with vertical wood grain



Horizontal Panels (-HP)
Reception unit with horizontal panels available in 18 MFC finishes. Supplied with vertical wood grain



Overhang Panel (-OH)
Reception unit including overhang unit. Supplied with vertical wood grain.

Straight Units

Straight Units are supplied with Decorative Panels on the front panel only



Straight Units are handed by the cut back leg.

Corner Units

Corner Units are supplied with Decorative Panels on the front and return panels



Corner Units are handed by the direction of the return based on the COUNTER FRONT.

Contents

1200mm Full Height Units	PAGES 294–295
1000mm Medium Height Units	PAGES 296–297
Overhang Units	PAGE 298
725mm Desk Height Units	PAGES 300–301
Disabled Access DDA Units	PAGE 302

1200mm Full Height Units inc Glass Top Shelves	PAGES 304–305
1200mm Medium Height Units inc Glass Top Shelves	PAGES 306–307
725mm Desk Height Units inc Glass Shelves	PAGES 308–309
Storage Units	PAGE 311
Brochure Examples	PAGES 312–313



No Decorative Panel
Reception unit with matching or contrasting top shelf finish



Single Decorative Panel (-SP)
Reception unit with single panel. Supplied with vertical wood grain



Horizontal Panels (-HP)
Reception unit with 3 board finishes. Supplied with vertical wood grain



Overhang Panel (-OH)
Reception unit including overhang unit. Supplied with vertical wood grain.

Full Height Units - 1200mm High

Straight Units have Decorative Panels on the front panel only

Please specify counter front style and colour finishes when ordering

Description	Code	Handing	W x D x H	No Panel	(-SP)	(-HP)	(-OH)
 LH Shown Full Height Straight Unit 1 Cut Back Leg & 1 Full Panel Leg	AFHU1B87	L or R	800 x 723 x 1200mm	£778	£985	£985	£1176
	AFHU1B107	L or R	1000 x 723 x 1200mm	£821	£1045	£1045	£1237
	AFHU1B127	L or R	1200 x 723 x 1200mm	£865	£1106	£1106	£1297
	AFHU1B147	L or R	1400 x 723 x 1200mm	£888	£1147	£1147	£1338
	AFHU1B167	L or R	1600 x 723 x 1200mm	£962	£1238	£1238	£1433
	AFHU1B187	L or R	1800 x 723 x 1200mm	£1019	£1304	£1304	£1501
 Full Height Straight Unit 2 Cut Back Legs	AFHU2B87		800 x 723 x 1200mm	£778	£985	£985	£1176
	AFHU2B107		1000 x 723 x 1200mm	£821	£1045	£1045	£1237
	AFHU2B127		1200 x 723 x 1200mm	£865	£1106	£1106	£1297
	AFHU2B147		1400 x 723 x 1200mm	£888	£1147	£1147	£1338
	AFHU2B167		1600 x 723 x 1200mm	£962	£1238	£1238	£1433
	AFHU2B187		1800 x 723 x 1200mm	£1019	£1304	£1304	£1501
 Full Height Straight Unit 2 Full Panel Legs	AFHU87		800 x 723 x 1200mm	£778	£985	£985	£1176
	AFHU107		1000 x 723 x 1200mm	£821	£1045	£1045	£1237
	AFHU127		1200 x 723 x 1200mm	£865	£1106	£1106	£1297
	AFHU147		1400 x 723 x 1200mm	£888	£1147	£1147	£1338
	AFHU167		1600 x 723 x 1200mm	£962	£1238	£1238	£1433
	AFHU187		1800 x 723 x 1200mm	£1019	£1304	£1304	£1501




Important Handing Information

Straight Units are handed by the cut back leg.

Corner Units are handed by the direction of the return based on the COUNTER FRONT.

Corner Units have Decorative Panels on the front and return panels

Please specify counter front style and colour finishes when ordering

Description	Code	Handing	W x D x H	No Panel	(-SP)	(-HP)	(-OH)
 RH Shown Full Height Corner Unit 1 Cut Back Leg & 1 Full Panel Leg The LONG edge is the front of the counter	AFHCU1B107	L or R	1000 x 723 x 1200mm	£922	£1207	£1207	£1377
	AFHCU1B127	L or R	1200 x 723 x 1200mm	£966	£1268	£1268	£1437
	AFHCU1B147	L or R	1400 x 723 x 1200mm	£1006	£1317	£1317	£1489
 RH Shown Full Height Corner Unit 2 Cut Back Legs The LONG edge is the front of the counter	AFHCU2B7	L or R	723 x 723 x 1200mm	£840	£1098	£1098	£1270
	AFHCU2B107	L or R	1000 x 723 x 1200mm	£922	£1207	£1207	£1377
	AFHCU2B127	L or R	1200 x 723 x 1200mm	£966	£1268	£1268	£1437
	AFHCU2B147	L or R	1400 x 723 x 1200mm	£1006	£1317	£1317	£1489
 LH Shown Full Height Corner Unit 1 Cut Back Leg & 1 Full Panel Leg The SHORT edge is the front of the counter	AFHCU1B710	L or R	723 x 1000 x 1200mm	£922	£1207	£1207	-
	AFHCU1B712	L or R	723 x 1200 x 1200mm	£966	£1268	£1268	-
	AFHCU1B714	L or R	723 x 1400 x 1200mm	£1006	£1317	£1317	-
 LH Shown Full Height Corner Unit 2 Cut Back Legs The SHORT edge is the front of the counter	AFHCU2B710	L or R	723 x 1000 x 1200mm	£922	£1207	£1207	-
	AFHCU2B712	L or R	723 x 1200 x 1200mm	£966	£1268	£1268	-
	AFHCU2B714	L or R	723 x 1400 x 1200mm	£1006	£1317	£1317	-

Codes for board finishes:

Walnut (N), Canadian Maple (CM), Japanese Ash (J), Beech (B), Light Oak (LO), Silver (S), Grey (G), White (W), Santiago Cherry (SC), Stone Oak (SO), Black (BL), Anthracite (AN), Verade Oak (VO), Slate (ST), Nebraska Oak (NO), Natural (NA), Nordic (RD), Rustic (R)

Pastels for Decor Panels: Ocean (OC), Sky (SK), Forest (FO), Lemon (LE), Rose (RO), Sandstone (SA)

Codes for Cable Port finishes:

White (W), Silver (S), Black (BL)



No Decorative Panel
Reception unit with matching or contrasting top shelf finish



Single Decorative Panel (-SP)
Reception unit with single panel. Supplied with vertical wood grain



Horizontal Panels (-HP)
Reception unit with 3 board finishes. Supplied with vertical wood grain




Overhang Panel (-OH)
Reception unit including overhang unit. Supplied with vertical wood grain.

Medium Height Units - 1000mm High

Straight Units have Decorative Panels on the front panel only

Please specify counter front style and colour finishes when ordering

Description	Code	Handing	W x D x H	No Panel	(-SP)	(-HP)	(-OH)
 LH Shown Medium Height Straight Unit 1 Cut Back Leg & 1 Full Panel Leg	AMHU1B87	L or R	800 x 723 x 1000mm	£765	£972	£972	£1163
	AMHU1B107	L or R	1000 x 723 x 1000mm	£809	£1032	£1032	£1224
	AMHU1B127	L or R	1200 x 723 x 1000mm	£849	£1091	£1091	£1282
	AMHU1B147	L or R	1400 x 723 x 1000mm	£873	£1131	£1131	£1323
	AMHU1B167	L or R	1600 x 723 x 1000mm	£943	£1219	£1219	£1413
	AMHU1B187	L or R	1800 x 723 x 1000mm	£1000	£1284	£1284	£1482
 Medium Height Straight Unit 2 Cut Back Legs	AMHU2B87		800 x 723 x 1000mm	£765	£972	£972	£1163
	AMHU2B107		1000 x 723 x 1000mm	£809	£1032	£1032	£1224
	AMHU2B127		1200 x 723 x 1000mm	£849	£1091	£1091	£1282
	AMHU2B147		1400 x 723 x 1000mm	£873	£1131	£1131	£1323
	AMHU2B167		1600 x 723 x 1000mm	£943	£1219	£1219	£1413
	AMHU2B187		1800 x 723 x 1000mm	£1000	£1284	£1284	£1482
 Medium Height Straight Unit 2 Full Panel Legs	AMHU87		800 x 723 x 1000mm	£765	£972	£972	£1163
	AMHU107		1000 x 723 x 1000mm	£809	£1032	£1032	£1224
	AMHU127		1200 x 723 x 1000mm	£849	£1091	£1091	£1282
	AMHU147		1400 x 723 x 1000mm	£873	£1131	£1131	£1323
	AMHU167		1600 x 723 x 1000mm	£943	£1219	£1219	£1413
	AMHU187		1800 x 723 x 1000mm	£1000	£1284	£1284	£1482





Important Handing Information

Straight Units are handed by the cut back leg.

Corner Units are handed by the direction of the return based on the COUNTER FRONT.

Corner Units have Decorative Panels on the front and return panels

Please specify counter front style and colour finishes when ordering

Description	Code	Handing	W x D x H	No Panel	(-SP)	(-HP)	(-OH)
 RH Shown Medium Height Corner Unit 1 Cut Back Leg & 1 Full Panel Leg The LONG edge is the front of the counter	AMHCU1B107	L or R	1000 x 723 x 1000mm	£907	£1192	£1192	£1361
	AMHCU1B127	L or R	1200 x 723 x 1000mm	£948	£1249	£1249	£1418
	AMHCU1B147	L or R	1400 x 723 x 1000mm	£990	£1301	£1301	£1473
 RH Shown Medium Height Corner Unit 2 Cut Back Legs The LONG edge is the front of the counter	AMHCU2B7	L or R	723 x 723 x 1000mm	£830	£1088	£1088	£1261
	AMHCU2B107	L or R	1000 x 723 x 1000mm	£907	£1192	£1192	£1361
	AMHCU2B127	L or R	1200 x 723 x 1000mm	£948	£1249	£1249	£1418
	AMHCU2B147	L or R	1400 x 723 x 1000mm	£990	£1301	£1301	£1473
 LH Shown Medium Height Corner Unit 1 Cut Back Leg & 1 Full Panel Leg The SHORT edge is the front of the counter	AMHCU1B710	L or R	723 x 1000 x 1000mm	£907	£1192	£1192	-
	AMHCU1B712	L or R	723 x 1200 x 1000mm	£948	£1249	£1249	-
	AMHCU1B714	L or R	723 x 1400 x 1000mm	£990	£1301	£1301	-
 LH Shown Medium Height Corner Unit 2 Cut Back Legs The SHORT edge is the front of the counter	AMHCU2B710	L or R	723 x 1000 x 1000mm	£907	£1192	£1192	-
	AMHCU2B712	L or R	723 x 1200 x 1000mm	£948	£1249	£1249	-
	AMHCU2B714	L or R	723 x 1400 x 1000mm	£990	£1301	£1301	-

Codes for board finishes:

Walnut (N), Canadian Maple (CM), Japanese Ash (J), Beech (B), Light Oak (LO), Silver (S), Grey (G), White (W), Santiago Cherry (SC), Stone Oak (SO), Black (BL), Anthracite (AN), Verade Oak (VO), Slate (ST), Nebraska Oak (NO), Natural (NA), Nordic (RD), Rustic (R)

Pastels for Decor Panels: Ocean (OC), Sky (SK), Forest (FO), Lemon (LE), Rose (RO), Sandstone (SA)

Codes for Cable Port finishes:

White (W), Silver (S), Black (BL)

Allure - Overhang Units

Overhang Unit
for Full Height Counters



Code	W x D x H	Price
AFHOU49	400 x 305 x 900mm	£399
AFHOU69	600 x 305 x 900mm	£416
AFHOU89	800 x 305 x 900mm	£433
AFHOU109	1000 x 305 x 900mm	£450
AFHOU129	1200 x 305 x 900mm	£471
AFHOU149	1400 x 305 x 900mm	£482
AFHOU169	1600 x 305 x 900mm	£499
AFHOU189	1800 x 305 x 900mm	£519
AFHOU209	2000 x 305 x 900mm	£546

Overhang Unit
for Medium Height Counters



Code	W x D x H	Price
AMHOU47	400 x 305 x 700mm	£399
AMHOU67	600 x 305 x 700mm	£416
AMHOU87	800 x 305 x 700mm	£433
AMHOU107	1000 x 305 x 700mm	£450
AMHOU127	1200 x 305 x 700mm	£471
AMHOU147	1400 x 305 x 700mm	£482
AMHOU167	1600 x 305 x 700mm	£499
AMHOU187	1800 x 305 x 700mm	£519
AMHOU207	2000 x 305 x 700mm	£546

Overhang units can span across multiple counter units.

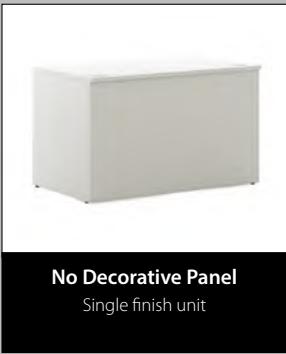
Please specify counter units with NO decorative panels and then add the overhang unit required.



Only compatible with full and medium height units WITHOUT Glass Top Shelves and NO Decorative Panels

Allure - Overhang Units






No Decorative Panel
Single finish unit



Single Decorative Panel (-SP)
Reception unit with single panel.
Supplied with vertical wood grain



Horizontal Panels (-HP)
Reception unit with 2 board finishes.
Supplied with vertical wood grain

Desk Height Units - 725mm High

Straight Units have Decorative Panels on the front panel only

Please specify counter front style and colour finishes when ordering




Description	Code	Handing	W x D x H	No Panel	(-SP)	(-HP)
 LH Shown Desk Height Straight Unit 1 Cut Back Leg & 1 Full Panel Leg	ADHU1B87	L or R	800 x 723 x 725mm	£479	£686	£686
	ADHU1B107	L or R	1000 x 723 x 725mm	£502	£726	£726
	ADHU1B127	L or R	1200 x 723 x 725mm	£542	£784	£784
	ADHU1B147	L or R	1400 x 723 x 725mm	£563	£821	£821
	ADHU1B167	L or R	1600 x 723 x 725mm	£630	£906	£906
	ADHU1B187	L or R	1800 x 723 x 725mm	£680	£965	£965
 Desk Height Straight Unit 2 Cut Back Legs	ADHU2B87		800 x 723 x 725mm	£479	£686	£686
	ADHU2B107		1000 x 723 x 725mm	£502	£726	£726
	ADHU2B127		1200 x 723 x 725mm	£542	£784	£784
	ADHU2B147		1400 x 723 x 725mm	£563	£821	£821
	ADHU2B167		1600 x 723 x 725mm	£630	£906	£906
	ADHU2B187		1800 x 723 x 725mm	£680	£965	£965
 Desk Height Straight Unit 2 Full Panel Legs	ADHU87		800 x 723 x 725mm	£479	£686	£686
	ADHU107		1000 x 723 x 725mm	£502	£726	£726
	ADHU127		1200 x 723 x 725mm	£542	£784	£784
	ADHU147		1400 x 723 x 725mm	£563	£821	£821
	ADHU167		1600 x 723 x 725mm	£630	£906	£906
	ADHU187		1800 x 723 x 725mm	£680	£965	£965

Important Handing Information

Straight Units are handed by the cut back leg.
Corner Units are handed by the direction of the return based on the COUNTER FRONT.

Corner Units have Decorative Panels on the front and return panels

Please specify counter front style and colour finishes when ordering

Description	Code	Handing	W x D x H	No Panel	(-SP)	(-HP)
 RH Shown Desk Height Corner Unit 1 Cut Back Leg & 1 Full Panel Leg The LONG edge is the front of the counter						
	ADHCU1B107	L or R	1000 x 723 x 725mm	£707	£992	£992
	ADHCU1B127	L or R	1200 x 723 x 725mm	£744	£1047	£1047
	ADHCU1B147	L or R	1400 x 723 x 725mm	£785	£1095	£1095
 RH Shown Desk Height Corner Unit 2 Cut Back Legs The LONG edge is the front of the counter						
	ADHCU2B7	L or R	723 x 723 x 725mm	£585	£843	£843
	ADHCU2B107	L or R	1000 x 723 x 725mm	£817	£1102	£1102
	ADHCU2B127	L or R	1200 x 723 x 725mm	£854	£1157	£1157
 LH Shown Desk Height Corner Unit 1 Cut Back Leg & 1 Full Panel Leg The SHORT edge is the front of the counter						
	ADHCU1B710	L or R	723 x 1000 x 725mm	£817	£1102	£1102
	ADHCU1B712	L or R	723 x 1200 x 725mm	£854	£1157	£1157
	ADHCU1B714	L or R	723 x 1400 x 725mm	£895	£1205	£1205
 LH Shown Desk Height Corner Unit 2 Cut Back Legs The SHORT edge is the front of the counter						
	ADHCU2B710	L or R	723 x 1000 x 725mm	£817	£1102	£1102
	ADHCU2B712	L or R	723 x 1200 x 725mm	£854	£1157	£1157
	ADHCU2B714	L or R	723 x 1400 x 725mm	£895	£1205	£1205


Codes for board finishes:

Walnut (N), Canadian Maple (CM), Japanese Ash (J), Beech (B), Light Oak (LO), Silver (S), Grey (G), White (W), Santiago Cherry (SC), Stone Oak (SO), Black (BL), Anthracite (AN), Verade Oak (VO), Slate (ST), Nebraska Oak (NO), Natural (NA), Nordic (RD), Rustic (R)

Pastels for Decor Panels: Ocean (OC), Sky (SK), Forest (FO), Lemon (LE), Rose (RO), Sandstone (SA)

Codes for Cable Port finishes:


White (W), Silver (S), Black (BL)



No Decorative Panel
Single finish unit



Single Decorative Panel (-SP)
Reception unit with single panel.
Supplied with vertical wood grain



Horizontal Panels (-HP)
Reception unit with 2 board finishes.
Supplied with vertical wood grain

Disabled Access Units - 725mm High

Straight Units have Decorative Panels on the front panel only

Please specify counter front style and colour finishes when ordering

Description	Code	Handing	W x D x H	No Panel	(-SP)	(-HP)
 Disabled Access Desk Height Straight Unit 1 Cut Back Leg & 1 Full Panel Leg	ADDA1B87	L or R	800 x 1000 x 725mm	£530	£736	£736
	ADDA1B107	L or R	1000 x 1000 x 725mm	£567	£790	£790
	ADDA1B127	L or R	1200 x 1000 x 725mm	£607	£849	£849
	ADDA1B147	L or R	1400 x 1000 x 725mm	£647	£906	£906
	ADDA1B167	L or R	1600 x 1000 x 725mm	£687	£963	£963
 Disabled Access Desk Height Straight Unit 2 Cut Back Legs	ADDA2B87		800 x 1000 x 725mm	£530	£736	£736
	ADDA2B107		1000 x 1000 x 725mm	£567	£790	£790
	ADDA2B127		1200 x 1000 x 725mm	£607	£849	£849
	ADDA2B147		1400 x 1000 x 725mm	£647	£906	£906
	ADDA2B167		1600 x 1000 x 725mm	£687	£963	£963
 Disabled Access Desk Height Straight Unit 2 Full Panel Legs	ADDA87		800 x 1000 x 725mm	£530	£736	£736
	ADDA107		1000 x 1000 x 725mm	£567	£790	£790
	ADDA127		1200 x 1000 x 725mm	£607	£849	£849
	ADDA147		1400 x 1000 x 725mm	£647	£906	£906
	ADDA167		1600 x 1000 x 725mm	£687	£963	£963

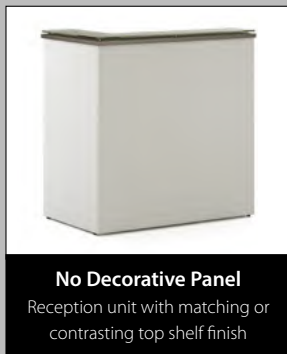
Important Handing Information Straight Units are handed by the cut back leg.

Disabled Access Units - 725mm High



Codes for board finishes:
Walnut (N), Canadian Maple (CM), Japanese Ash (J), Beech (B), Light Oak (LO), Silver (S), Grey (G), White (W), Santiago Cherry (SC), Stone Oak (SO),
Black (BL), Anthracite (AN), Verade Oak (VO), Slate (ST), Nebraska Oak (NO), Natural (NA), Nordic (RD), Rustic (R)
Pastels for Decor Panels: Ocean (OC), Sky (SK), Forest (FO), Lemon (LE), Rose (RO), Sandstone (SA)


Codes for Cable Port finishes:
White (W), Silver (S), Black (BL)



No Decorative Panel
Reception unit with matching or contrasting top shelf finish



Single Decorative Panel (-SP)
Reception unit with single panel. Supplied with vertical wood grain



Horizontal Panels (-HP)
Reception unit with 3 board finishes. Supplied with vertical wood grain

Full Height Units inc Glass Top Shelf - 1225mm High

Straight Units have Decorative Panels on the front panel only

Please specify counter front style and colour finishes when ordering

Description	Code	Handing	W x D x H	No Panel	(-SP)	(-HP)
 LH Shown Full Height Straight Unit inc Glass Top Shelf 1 Cut Back Leg & 1 Full Panel Leg	AFHU1B87-G	L or R	800 x 723 x 1225mm	£1051	£1258	£1258
	AFHU1B107-G	L or R	1000 x 723 x 1225mm	£1094	£1318	£1318
	AFHU1B127-G	L or R	1200 x 723 x 1225mm	£1151	£1392	£1392
	AFHU1B147-G	L or R	1400 x 723 x 1225mm	£1188	£1447	£1447
	AFHU1B167-G	L or R	1600 x 723 x 1225mm	£1313	£1589	£1589
	AFHU1B187-G	L or R	1800 x 723 x 1225mm	£1381	£1666	£1666
 Full Height Straight Unit inc Glass Top Shelf 2 Cut Back Legs	AFHU2B87-G		800 x 723 x 1225mm	£1051	£1258	£1258
	AFHU2B107-G		1000 x 723 x 1225mm	£1094	£1318	£1318
	AFHU2B127-G		1200 x 723 x 1225mm	£1151	£1392	£1392
	AFHU2B147-G		1400 x 723 x 1225mm	£1188	£1447	£1447
	AFHU2B167-G		1600 x 723 x 1225mm	£1313	£1589	£1589
	AFHU2B187-G		1800 x 723 x 1225mm	£1381	£1666	£1666
 Full Height Straight Unit inc Glass Top Shelf 2 Full Panel Legs	AFHU87-G		800 x 723 x 1225mm	£1051	£1258	£1258
	AFHU107-G		1000 x 723 x 1225mm	£1094	£1318	£1318
	AFHU127-G		1200 x 723 x 1225mm	£1151	£1392	£1392
	AFHU147-G		1400 x 723 x 1225mm	£1188	£1447	£1447
	AFHU167-G		1600 x 723 x 1225mm	£1313	£1589	£1589
	AFHU187-G		1800 x 723 x 1225mm	£1381	£1666	£1666





Important Handing Information

Straight Units are handed by the cut back leg.

Corner Units are handed by the direction of the return based on the COUNTER FRONT.

Corner Units have Decorative Panels on the front and return panels

Please specify counter front style and colour finishes when ordering

Description	Code	Handing	W x D x H	No Panel	(-SP)	(-HP)
 RH Shown Full Height Corner Unit inc Glass Top Shelf 1 Cut Back Leg & 1 Full Panel Leg The LONG edge is the front of the counter	AFHCU1B107-G	L or R	1000 x 723 x 1225mm	£1454	£1738	£1738
	AFHCU1B127-G	L or R	1200 x 723 x 1225mm	£1498	£1799	£1799
	AFHCU1B147-G	L or R	1400 x 723 x 1225mm	£1537	£1848	£1848
 RH Shown Full Height Corner Unit inc Glass Top Shelf 2 Cut Back Legs The LONG edge is the front of the counter	AFHCU2B7-G	L or R	723 x 723 x 1225mm	£1371	£1630	£1630
	AFHCU2B107-G	L or R	1000 x 723 x 1225mm	£1454	£1738	£1738
	AFHCU2B127-G	L or R	1200 x 723 x 1225mm	£1498	£1799	£1799
	AFHCU2B147-G	L or R	1400 x 723 x 1225mm	£1537	£1848	£1848
 LH Shown Full Height Corner Unit inc Glass Top Shelf 1 Cut Back Leg & 1 Full Panel Leg The SHORT edge is the front of the counter	AFHCU1B710-G	L or R	723 x 1000 x 1225mm	£1454	£1738	£1738
	AFHCU1B712-G	L or R	723 x 1200 x 1225mm	£1498	£1799	£1799
	AFHCU1B714-G	L or R	723 x 1400 x 1225mm	£1537	£1848	£1848
 LH Shown Full Height Corner Unit inc Glass Top Shelf 2 Cut Back Legs The SHORT edge is the front of the counter	AFHCU2B710-G	L or R	723 x 1000 x 1225mm	£1454	£1738	£1738
	AFHCU2B712-G	L or R	723 x 1200 x 1225mm	£1498	£1799	£1799
	AFHCU2B714-G	L or R	723 x 1400 x 1225mm	£1537	£1848	£1848


Codes for board finishes:

Walnut (N), Canadian Maple (CM), Japanese Ash (J), Beech (B), Light Oak (LO), Silver (S), Grey (G), White (W), Santiago Cherry (SC), Stone Oak (SO), Black (BL), Anthracite (AN), Verade Oak (VO), Slate (ST), Nebraska Oak (NO), Natural (NA), Nordic (RD), Rustic (R)

Pastels for Decor Panels: Ocean (OC), Sky (SK), Forest (FO), Lemon (LE), Rose (RO), Sandstone (SA)

Codes for Cable Port finishes:

White (W), Silver (S), Black (BL)



No Decorative Panel
Reception unit with matching or contrasting top shelf finish



Single Decorative Panel (-SP)
Reception unit with single panel. Supplied with vertical wood grain



Horizontal Panels (-HP)
Reception unit with 3 board finishes. Supplied with vertical wood grain

Medium Height Units inc Glass Top Shelf - 1025mm High

Straight Units have Decorative Panels on the front panel only

Please specify counter front style and colour finishes when ordering

Description	Code	Handing	W x D x H	No Panel	(-SP)	(-HP)
 LH Shown Medium Height Straight Unit inc Glass Top Shelf 1 Cut Back Leg & 1 Full Panel Leg	AMHU1B87-G	L or R	800 x 723 x 1025mm	£1038	£1245	£1245
	AMHU1B107-G	L or R	1000 x 723 x 1025mm	£1082	£1305	£1305
	AMHU1B127-G	L or R	1200 x 723 x 1025mm	£1135	£1377	£1377
	AMHU1B147-G	L or R	1400 x 723 x 1025mm	£1173	£1432	£1432
	AMHU1B167-G	L or R	1600 x 723 x 1025mm	£1294	£1570	£1570
	AMHU1B187-G	L or R	1800 x 723 x 1025mm	£1362	£1646	£1646
 Medium Height Straight Unit inc Glass Top Shelf 2 Cut Back Legs	AMHU2B87-G		800 x 723 x 1025mm	£1038	£1245	£1245
	AMHU2B107-G		1000 x 723 x 1025mm	£1082	£1305	£1305
	AMHU2B127-G		1200 x 723 x 1025mm	£1135	£1377	£1377
	AMHU2B147-G		1400 x 723 x 1025mm	£1173	£1432	£1432
	AMHU2B167-G		1600 x 723 x 1025mm	£1294	£1570	£1570
	AMHU2B187-G		1800 x 723 x 1025mm	£1362	£1646	£1646
 Medium Height Straight Unit inc Glass Top Shelf 2 Full Panel Legs	AMHU87-G		800 x 723 x 1025mm	£1038	£1245	£1245
	AMHU107-G		1000 x 723 x 1025mm	£1082	£1305	£1305
	AMHU127-G		1200 x 723 x 1025mm	£1135	£1377	£1377
	AMHU147-G		1400 x 723 x 1025mm	£1173	£1432	£1432
	AMHU167-G		1600 x 723 x 1025mm	£1294	£1570	£1570
	AMHU187-G		1800 x 723 x 1025mm	£1362	£1646	£1646


Important Handing Information Straight Units are handed by the cut back leg.
Corner Units are handed by the direction of the return based on the COUNTER FRONT.

Corner Units have Decorative Panels on the front and return panels

Please specify counter front style and colour finishes when ordering

Description	Code	Handing	W x D x H	No Panel	(-SP)	(-HP)
 RH Shown Medium Height Corner Unit inc Glass Top Shelf 1 Cut Back Leg & 1 Full Panel Leg The LONG edge is the front of the counter	AMHCU1B107-G	L or R	1000 x 723 x 1025mm	£1438	£1723	£1723
	AMHCU1B127-G	L or R	1200 x 723 x 1025mm	£1479	£1780	£1780
	AMHCU1B147-G	L or R	1400 x 723 x 1025mm	£1522	£1832	£1832
 RH Shown Medium Height Corner Unit inc Glass Top Shelf 2 Cut Back Legs The LONG edge is the front of the counter	AMHCU2B7-G	L or R	723 x 723 x 1025mm	£1361	£1620	£1620
	AMHCU2B107-G	L or R	1000 x 723 x 1025mm	£1438	£1723	£1723
	AMHCU2B127-G	L or R	1200 x 723 x 1025mm	£1479	£1780	£1780
	AMHCU2B147-G	L or R	1400 x 723 x 1025mm	£1522	£1832	£1832
 LH Shown Medium Height Corner Unit inc Glass Top Shelf 1 Cut Back Leg & 1 Full Panel Leg The SHORT edge is the front of the counter	AMHCU1B710-G	L or R	723 x 1000 x 1025mm	£1438	£1723	£1723
	AMHCU1B712-G	L or R	723 x 1200 x 1025mm	£1479	£1780	£1780
	AMHCU1B714-G	L or R	723 x 1400 x 1025mm	£1522	£1832	£1832
 LH Shown Medium Height Corner Unit inc Glass Top Shelf 2 Cut Back Legs The SHORT edge is the front of the counter	AMHCU2B710-G	L or R	723 x 1000 x 1025mm	£1438	£1723	£1723
	AMHCU2B712-G	L or R	723 x 1200 x 1025mm	£1479	£1780	£1780
	AMHCU2B714-G	L or R	723 x 1400 x 1025mm	£1522	£1832	£1832


Codes for board finishes: Walnut (N), Canadian Maple (CM), Japanese Ash (J), Beech (B), Light Oak (LO), Silver (S), Grey (G), White (W), Santiago Cherry (SC), Stone Oak (SO), Black (BL), Anthracite (AN), Verade Oak (VO), Slate (ST), Nebraska Oak (NO), Natural (NA), Nordic (RD), Rustic (R)
Pastels for Decor Panels: Ocean (OC), Sky (SK), Forest (FO), Lemon (LE), Rose (RO), Sandstone (SA)
Codes for Cable Port finishes: White (W), Silver (S), Black (BL)



No Decorative Panel
Single finish unit



Single Decorative Panel (-SP)
Reception unit with single panel.
Supplied with vertical wood grain






Horizontal Panels (-HP)
Reception unit with 2 board finishes.
Supplied with vertical wood grain

Desk High Units inc Glass Shelf - 935mm High

Straight Units have Decorative Panels on the front panel only

Please specify counter front style and colour finishes when ordering

Description	Code	Handing	W x D x H	No Panel	(-SP)	(-HP)
 LH Shown Desk Height Straight Unit 1 Cut Back Leg & 1 Full Panel Leg	ADHU1B87-G	L or R	800 x 723 x 935mm	£911	£1118	£1118
	ADHU1B107-G	L or R	1000 x 723 x 935mm	£951	£1175	£1175
	ADHU1B127-G	L or R	1200 x 723 x 935mm	£1007	£1249	£1249
	ADHU1B147-G	L or R	1400 x 723 x 935mm	£1050	£1308	£1308
	ADHU1B167-G	L or R	1600 x 723 x 935mm	£1128	£1404	£1404
	ADHU1B187-G	L or R	1800 x 723 x 935mm	£1230	£1515	£1515
 Desk Height Straight Unit 2 Cut Back Legs	ADHU2B87-G		800 x 723 x 935mm	£911	£1118	£1118
	ADHU2B107-G		1000 x 723 x 935mm	£951	£1175	£1175
	ADHU2B127-G		1200 x 723 x 935mm	£1007	£1249	£1249
	ADHU2B147-G		1400 x 723 x 935mm	£1050	£1308	£1308
	ADHU2B167-G		1600 x 723 x 935mm	£1128	£1404	£1404
	ADHU2B187-G		1800 x 723 x 935mm	£1230	£1515	£1515
 Desk Height Straight Unit 2 Full Panel Legs	ADHU87-G		800 x 723 x 935mm	£911	£1118	£1118
	ADHU107-G		1000 x 723 x 935mm	£951	£1175	£1175
	ADHU127-G		1200 x 723 x 935mm	£1007	£1249	£1249
	ADHU147-G		1400 x 723 x 935mm	£1050	£1308	£1308
	ADHU167-G		1600 x 723 x 935mm	£1128	£1404	£1404
	ADHU187-G		1800 x 723 x 935mm	£1230	£1515	£1515


Codes for board finishes:
Walnut (N), Canadian Maple (CM), Japanese Ash (J), Beech (B), Light Oak (LO), Silver (S), Grey (G), White (W), Santiago Cherry (SC), Stone Oak (SO), Black (BL), Anthracite (AN), Verade Oak (VO), Slate (ST), Nebraska Oak (NO), Natural (NA), Nordic (RD), Rustic (R)
Pastels for Decor Panels: Ocean (OC), Sky (SK), Forest (FO), Lemon (LE), Rose (RO), Sandstone (SA)

Codes for trim finishes:
White (W), Silver (S), Black (BL)

Desk High Units inc Glass Shelf - 935mm High

Corner Units have Decorative Panels on the front and return panels

Please specify counter front style and colour finishes when ordering

Description	Code	Handing	W x D x H	No Panel	(-SP)	(-HP)
 RH Shown Desk Height Corner Unit 2 Cut Back Legs Right Hand Unit as line drawing	ADHCU2B7-G	R	723 x 723 x 935mm	£1250	£1509	£1509
 LH Shown Desk Height Corner Unit 2 Cut Back Legs Left Hand Unit as line drawing	ADHCU2B7-G	L	723 x 723 x 935mm	£1250	£1509	£1509



Codes for board finishes:
Walnut (N), Canadian Maple (CM), Japanese Ash (J), Beech (B), Light Oak (LO), Silver (S), Grey (G), White (W), Santiago Cherry (SC), Stone Oak (SO), Black (BL), Anthracite (AN), Verade Oak (VO), Slate (ST), Nebraska Oak (NO), Natural (NA), Nordic (RD), Rustic (R)
Pastels for Decor Panels: Ocean (OC), Sky (SK), Forest (FO), Lemon (LE), Rose (RO), Sandstone (SA)

Codes for Cable Port finishes:
White (W), Silver (S), Black (BL)

W Handle (W-)	X Handle (X-)	S Handle (S-)	Q Handle (Q-)	M Handle (M-)	B Handle (B-)
					
Trim colours available: Oak	Trim colours available: Silver (S)	Trim colours available: White (W), Silver (S), Black (BL), Grey (G)	Trim colours available: White (W), Silver (S), Black (BL)	Trim colours available: White (W), Silver (S), Black (BL)	Trim colours available: White (W), Silver (S), Black (BL)

Storage and Accessories



Storage and Accessories

Mobile Under Counter
Cupboards



Two tone unit shown

All supplied with 1 adjustable shelf

Code	Handing	W x D x H	Price
AMC4	L or R	400 x 500 x 650mm	£294
AMC8		800 x 500 x 650mm	£365
AMC10		1000 x 500 x 650mm	£384
Single tone units - supplied as 1 colour			

2AMC4	L or R	400 x 500 x 650mm	£294
2AMC8		800 x 500 x 650mm	£365
2AMC10		1000 x 500 x 650mm	£384

Two tone units - supplied with contrasting doors

Mobile Under Counter
3 Drawer Pedestal



Single tone unit shown

Code	Drawers	W x D x H	Price
AMP35	3	400 x 500 x 650mm	£294
ANMP35	3	300 x 500 x 650mm	£294

Single tone units - supplied as 1 colour

2AMP35	3	400 x 500 x 650mm	£294
2ANMP35	3	300 x 500 x 650mm	£294

Two tone units - supplied with contrasting drawer fronts

Shelf Unit
for Counter Top



Code	W x D x H	Compartments	Price
ASU4	400 x 205 x 445mm	2 @ 364w x 195h	£158
ASU6	600 x 205 x 445mm	2 @ 564w x 195h	£250
ASU8	800 x 205 x 445mm	4 @ 373w x 195h	£321
ASU10	1000 x 205 x 445mm	4 @ 473w x 195h	£378
ASU12	1200 x 205 x 445mm	4 @ 573w x 195h	£442

Pigeon Hole Unit
for Counter Top



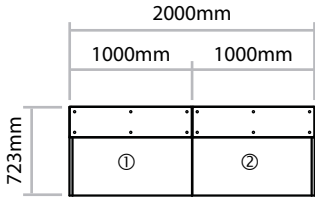
Code	W x D x H	Compartments	Price
APHU4	336 x 205 x 445mm	4 @ 300w x 88h	£158
APHU8	654 x 205 x 445mm	8 @ 300w x 88h	£294
APHU12	972 x 205 x 445mm	12 @ 300w x 88h	£432

Codes for board finishes:
Walnut (N), Canadian Maple (CM), Japanese Ash (J), Beech (B), Light Oak (LO), Silver (S), Grey (G), White (W), Santiago Cherry (SC), Stone Oak (SO), Black (BL), Anthracite (AN), Verade Oak (VO), Slate (ST), Nebraska Oak (NO), Natural (NA), Nordic (RD), Rustic (R)
Pastels for Decor Panels: Ocean (OC), Sky (SK), Forest (FO), Lemon (LE), Rose (RO), Sandstone (SA)

Codes for Cable Port finishes:
White (W), Silver (S), Black (BL)

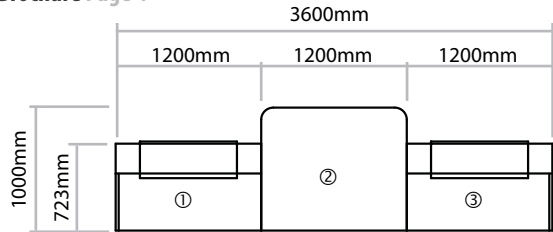
Allure Brochure Examples

Brochure Page 3



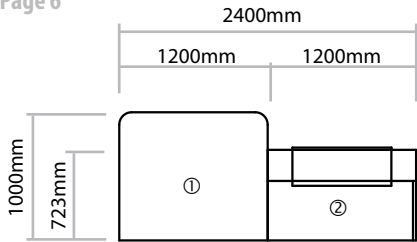
ID	Qty	Hand	Code	Price
1	1	RH	AFHU1B107-G-R-HP	£1318
2	1	LH	AFHU1B107-G-L-HP	£1318
Total				£2636

Brochure Page 4



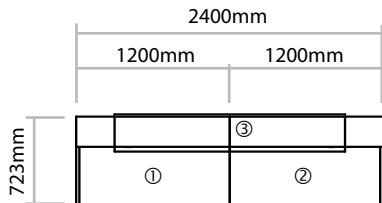
ID	Qty	Hand	Code	Price
1	1	RH	AFHU1B127-R-OH	£1297
2	1		ADDA2B127	£607
3	1	LH	AFHU1B127-L-OH	£1297
Total				£3201

Brochure Page 6



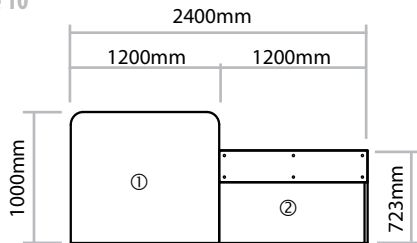
ID	Qty	Hand	Code	Price
1	1	RH	ADDA1B127-R	£607
2	1	LH	AFHU1B127-L-OH	£1297
Total				£1904

Brochure Page 8



ID	Qty	Hand	Code	Price
1	1	RH	AFHU1B127-R	£865
2	1	LH	AFHU1B127-L	£865
3	1		AFHOU189	£519
Total				£2249

Brochure Page 10



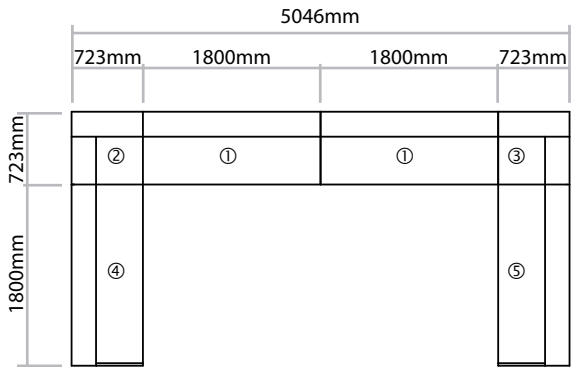
ID	Qty	Hand	Code	Price
1	1	RH	ADDA1B127-R-HP	£827
2	1	LH	AFHU1B127-G-L-HP	£1392
Total				£2219

Codes for board finishes:
Walnut (N), Canadian Maple (CM), Japanese Ash (J), Beech (B), Light Oak (LO), Silver (S), Grey (G), White (W), Santiago Cherry (SC), Stone Oak (SO), Black (BL), Anthracite (AN), Verade Oak (VO), Slate (ST), Nebraska Oak (NO), Natural (NA), Nordic (RD), Rustic (R)
Pastels for Decor Panels: Ocean (OC), Sky (SK), Forest (FO), Lemon (LE), Rose (RO), Sandstone (SA)

Codes for Cable Port finishes:
White (W), Silver (S), Black (BL)

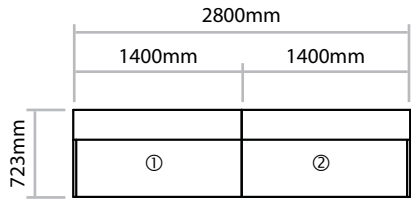
Allure Brochure Examples

Brochure Page 12



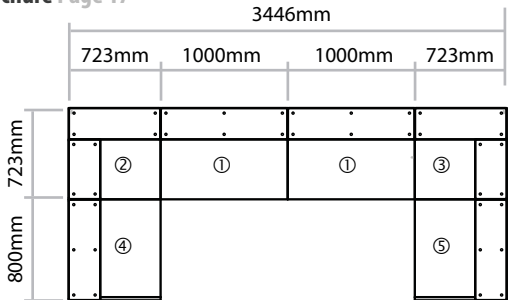
ID	Qty	Hand	Code	Price
1	2		AMU2B187-HP	£1284
2	1	LH	AFHCU2B7-L-HP	£1098
3	1	RH	AFHCU2B7-R-HP	£1098
4	1	RH	AFHU1B187-R-HP	£1304
5	1	LH	AFHU1B187-L-HP	£1304
Total				£7372

Brochure Page 15



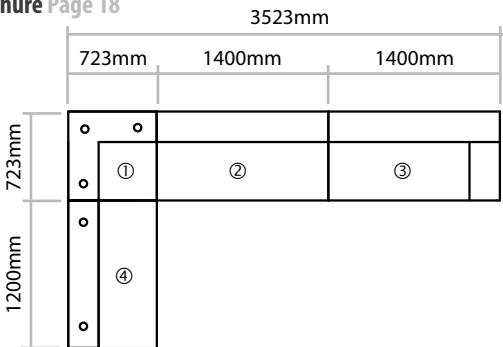
ID	Qty	Hand	Code	Price
1	1	RH	AMHU1B147-R-HP	£1131
2	1	LH	AFHU1B147-L-HP	£1147
Total				£2278

Brochure Page 17



ID	Qty	Hand	Code	Price
1	2		AFHU2B107-G-HP	£1318
2	1	LH	AFHCU2B7-G-L-HP	£1630
3	1	RH	AFHCU2B7-G-R-HP	£1630
4	1	RH	AFHU1B87-G-R-HP	£1258
5	1	LH	AFHU1B87-G-L-HP	£1258
Total				£8412

Brochure Page 18



ID	Qty	Hand	Code	Price
1	1	LH	ADHCU2B7-G-L	£1250
2	1		AFHU2B147	£888
3	1	RH	AFHCU1B147-R	£1006
4	1	RH	ADHU1B127-G-R	£1007
Total				£4151

Codes for board finishes:
Walnut (N), Canadian Maple (CM), Japanese Ash (J), Beech (B), Light Oak (LO), Silver (S), Grey (G), White (W), Santiago Cherry (SC), Stone Oak (SO), Black (BL), Anthracite (AN), Verade Oak (VO), Slate (ST), Nebraska Oak (NO), Natural (NA), Nordic (RD), Rustic (R)
Pastels for Decor Panels: Ocean (OC), Sky (SK), Forest (FO), Lemon (LE), Rose (RO), Sandstone (SA)

Codes for Cable Port finishes:
White (W), Silver (S), Black (BL)

Imperial Seating - The Fresh Collection



The Fresh Collection - Reference Guide

ECO - task chairs



from **£215**
page 316

from **£238**
page 316

from **£278**
page 316

PLUS - task chairs



from **£313**
page 317

from **£373**
page 317

from **£315**
page 317

RASCAL - task chairs



from **£383**
page 318

from **£350**
page 319

MIX - side chairs



from **£230**
page 320

from **£310**
page 320

MIST - meeting chairs



from **£333**
page 321

from **£365**
page 321

FIVE - chairs & stools



from **£290**
page 322

from **£370**
page 323

VETO - chairs



from **£188**
page 323

PLATFORM - chairs & stools



from **£215**
page 325

from **£254**
page 325

from **£243**
page 326

The Fresh Collection - Reference Guide

HORTON - chairs & stools



from **£198**
page 327

from **£249**
page 327

VISIO - chairs & stools



from **£217**
page 328

from **£257**
page 328

FARO - chairs



from **£222**
page 329

FLAIR - chairs



from **£182**
page 329

LARA - chairs



from **£204**
page 329

TIME - chairs & stools



from **£230**
page 330

from **£261**
page 331

COPEN - stools



from **£285**
page 332

ROME - chairs & stools



from **£197**
page 333

from **£180**
page 333

Lena - stools



from **£180**
page 335

HIVE - chairs



from **£855**
page 336

LOLA - sofas



from **£695**
page 337

OLE - sofas



from **£940**
page 337

ECO - tub chairs



from **£545**
page 338

ECO - breakout shapes



from **£278**
page 338

FORM - sofas



from **£860**
page 339-341

FORM - tables



from **£229**
page 341

FORM - high back sofas



from **£2250**
page 343

FORM - high back booth




from **£4800**
page 343

Optional Extras

Code	Description	Price
SS	Seat slide	£61
PL	Pump up lumbar support	£61

Arm Options



Fabric Options

Manufacturer	Band - A	Band - B	Band - C	Band - D
Camira	Advantage	Xtreme	Aquarius	Track
	Phoenix	Urban	Blazer	Oceanic
	Era	Main Line Plus	Halcyon	Yoredale
	Citadel	X2	Main Line Flax	Craggon Flax
	Target	Rivet	Synergy	Deca
		Vita	Aspect	Sumi & Kyoto
		Gravity	Chateau	
		Sprint	Quest	
Chieftain			Just Colour	
			Lionella	
			Trimcell	

ECO Operator Seating



shown with height adjustable arms and black nylon base
ECO-01-HA

Round Back Operator Chair - available with a black nylon base

2 lever high back operator chair with seat height, back rake and back height adjustment, 150kg gas lift

Code	Description - 2 lever chair	A	B	C	D
ECO-01	chair - no arms	£215	£228	£255	£265
ECO-01-FA	chair - with fixed arms	£238	£253	£280	£290
ECO-01-HA	chair - with height adjustable arms	£263	£278	£305	£315

3 lever high back operator chair with seat height, back rake and back height adjustment and independent seat tilt, 150kg gas lift

Code	Description - 3 lever chair	A	B	C	D
ECO-02	chair - no arms	£228	£243	£270	£280
ECO-02-FA	chair - with fixed arms	£253	£265	£293	£303
ECO-02-HA	chair - with height adjustable arms	£278	£293	£320	£330



shown with height adjustable arms and black nylon base
ECO-03-HA

Square Back Operator Chair - available with a black nylon base

2 lever high back operator chair with seat height, back rake and back height adjustment, 150kg gas lift

Code	Description - 2 lever chair	A	B	C	D
ECO-03	chair - no arms	£238	£248	£278	£288
ECO-03-FA	chair - with fixed arms	£270	£280	£310	£320
ECO-03-HA	chair - with height adjustable arms	£288	£295	£328	£335

3 lever high back operator chair with seat height, back rake and back height adjustment and independent seat tilt, 150kg gas lift

Code	Description - 3 lever chair	A	B	C	D
ECO-04	chair - no arms	£253	£260	£293	£303
ECO-04-FA	chair - with fixed arms	£285	£295	£325	£335
ECO-04-HA	chair - with height adjustable arms	£303	£310	£343	£350



shown with height adjustable arms and black nylon base
ECO-05-HA

Mesh Back Operator Chair - available with a black nylon base

2 lever high back operator chair with seat height, back rake and back height adjustment

Code	Description - 2 lever chair	A	B	C	D
ECO-05	chair - no arms	£278	£288	£315	£325
ECO-05-FA	chair - with fixed arms	£310	£325	£353	£358
ECO-05-HA	chair - with height adjustable arms	£335	£345	£373	£383

3 lever high back operator chair with seat height, back rake and back height adjustment and independent seat tilt, 150kg gas lift

Code	Description - 3 lever chair	A	B	C	D
ECO-06	chair - no arms	£290	£300	£328	£338
ECO-06-FA	chair - with fixed arms	£323	£338	£365	£370
ECO-06-HA	chair - with height adjustable arms	£348	£358	£385	£395

PLUS Operator Seating



shown with height adjustable arms and black nylon base
PLUS-01-HA

XL Round Back Operator Chair - available with a black nylon base

Large 2 lever high back operator chair with seat height, ratchet back, back rake and back height adjustment, XL seatpad, 150kg gas lift

Code	Description - 2 lever chair	A	B	C	D
PLUS-01	chair - no arms	£313	£333	£370	£380
PLUS-01-FA	chair - with fixed arms	£338	£355	£395	£408
PLUS-01-HA	chair - with height adjustable arms	£363	£380	£418	£430

Large 3 lever high back operator chair with seat height, back rake and back height adjustment and independent seat tilt, XL seatpad, 150kg gas lift

Code	Description - 3 lever chair	A	B	C	D
PLUS-02	chair - no arms	£328	£345	£383	£395
PLUS-02-FA	chair - with fixed arms	£350	£370	£408	£418
PLUS-02-HA	chair - with height adjustable arms	£378	£395	£433	£445



shown with height adjustable arms and black nylon base
PLUS-04-HA

XL Square Back Operator Chair - available with a black nylon base

Large 2 lever high back operator chair with seat height, back rake and ratchet back height adjustment, XL seatpad, 150kg gas lift

Code	Description - 2 lever chair	A	B	C	D
PLUS-03	chair - no arms	£373	£393	£430	£443
PLUS-03-FA	chair - with fixed arms	£408	£428	£495	£475
PLUS-03-HA	chair - with height adjustable arms	£423	£440	£478	£493

Large 3 lever high back operator chair with seat height, back rake and ratchet back height adjustment and independent seat tilt, XL seatpad, 150kg gas lift

Code	Description - 3 lever chair	A	B	C	D
PLUS-04	chair - no arms	£385	£405	£443	£495
PLUS-04-FA	chair - with fixed arms	£420	£440	£478	£530
PLUS-04-HA	chair - with height adjustable arms	£435	£450	£493	£545



shown with height adjustable arms and black nylon base
PLUS-05-HA

XL Mesh Back Operator Chair - available with a black nylon base

Large 2 lever high back operator chair with seat height, back rake and back height adjustment, XL seatpad, 150kg gas lift

Code	Description - 2 lever chair	A	B	C	D
PLUS-05	chair - no arms	£315	£325	£353	£363
PLUS-05-FA	chair - with fixed arms	£335	£350	£378	£383
PLUS-05-HA	chair - with height adjustable arms	£360	£370	£398	£408

Large 3 lever high back operator chair with seat height, back rake and back height adjustment and independent seat tilt, XL seatpad, 150kg gas lift

Code	Description - 3 lever chair	A	B	C	D
PLUS-06	chair - no arms	£330	£340	£368	£378
PLUS-06-FA	chair - with fixed arms	£350	£365	£393	£398
PLUS-06-HA	chair - with height adjustable arms	£375	£385	£413	£423

Rascal Arm Options

Height Adjustable
HA (hard)



Height Adjustable
HAP (PU)



Fabric Options

Manufacturer	Band - A	Band - B	Band - C	Band - D
Camira	Advantage	Xtreme	Aquarius	Track
	Phoenix	Urban	Blazer	Oceanic
	Era	Main Line Plus	Halcyon	Yoredale
	Citadel	X2	Main Line Flax	Craggon Flax
	Target	Rivet	Synergy	Deca
		Vita	Aspect	Sumi & Kyoto
		Gravity	Chateau	
		Sprint	Quest	
	Chieftain		Just Colour	
			Lionella	
			Trimcell	

Rascal MESH - Task



shown with height adjustable arms and black nylon base - RASCAL-01-HA



Rascal Mesh Back, Upholstered Seatpad
available with a black nylon or polished
aluminium base

2 lever MESH back task chair, ratchet back, seat and back
rake adjustment , 150kg gas lift, black mesh only

Code	Description - including black nylon base	A	B	C	D
RASCAL-01	chair - no arms	£383	£400	£413	£423
RASCAL-01-HA	chair - with height adjustable arms	£418	£435	£448	£458
RASCAL-01-HAP	chair - with PU height adjustable arms	£445	£463	£475	£485
Code	Description - including polished aluminium base	A	B	C	D
RASCAL-02	chair - no arms	£434	£452	£464	£474
RASCAL-02-HA	chair - with height adjustable arms	£469	£487	£499	£509
RASCAL-02-HAP	chair - with PU height adjustable arms	£497	£514	£527	£537

RASCAL info - Width x Depth x Height - 635 x 560 x 940-1110mm Seat Height - 420-545mm



shown with height adjustable arms and polished aluminium base - RASCAL-03-HA



Rascal Mesh Back, Upholstered Seatpad
available with a black nylon or polished
aluminium base

3 lever MESH back task chair, ratchet back, independent seat tilt,
seat and back rake adjustment , 150kg gas lift, black mesh only

Code	Description - including black nylon base	A	B	C	D
RASCAL-03	chair - no arms	£408	£428	£438	£450
RASCAL-03-HA	chair - with height adjustable arms	£443	£463	£473	£485
RASCAL-03-HAP	chair - with PU height adjustable arms	£470	£490	£500	£510
Code	Description - including polished aluminium base	A	B	C	D
RASCAL-04	chair - no arms	£459	£479	£489	£502
RASCAL-04-HA	chair - with height adjustable arms	£494	£514	£524	£537
RASCAL-04-HAP	chair - with PU height adjustable arms	£522	£542	£552	£562

RASCAL info - Width x Depth x Height - 635 x 560 x 940-1110mm Seat Height - 420-545mm

Rascal FABRIC - Task



shown with height adjustable arms and black nylon base - RASCAL-05-HAP



Rascal Fully Upholstered

available with a black nylon or polished
aluminium base

2 lever FABRIC back task chair, ratchet back, seat and back
rake adjustment , 150kg gas lift

Code	Description - including black nylon base	A	B	C	D
RASCAL-05	chair - no arms	£350	£383	£408	£430
RASCAL-05-HA	chair - with height adjustable arms	£385	£418	£440	£468
RASCAL-05-HAP	chair - with PU height adjustable arms	£413	£443	£470	£493

Code	Description - including polished aluminium base	A	B	C	D
RASCAL-06	chair - no arms	£402	£434	£459	£482
RASCAL-06-HA	chair - with height adjustable arms	£437	£469	£492	£519
RASCAL-06-HAP	chair - with PU height adjustable arms	£464	£494	£522	£544

RASCAL info - Width x Depth x Height - 635 x 560 x 940-1110mm Seat Height - 420-545mm



shown with height adjustable arms and polished aluminium base - RASCAL-08-HAP



Rascal Fully Upholstered

available with a black nylon or polished
aluminium base

3 lever FABRIC back task chair, ratchet back, independent seat tilt,
seat and back rake adjustment , 150kg gas lift

Code	Description - including black nylon base	A	B	C	D
RASCAL-07	chair - no arms	£375	£408	£435	£458
RASCAL-07-HA	chair - with height adjustable arms	£410	£443	£470	£493
RASCAL-07-HAP	chair - with PU height adjustable arms	£438	£468	£498	£520


Code	Description - including polished aluminium base	A	B	C	D
RASCAL-08	chair - no arms	£427	£459	£487	£509
RASCAL-08-HA	chair - with height adjustable arms	£462	£494	£522	£544
RASCAL-08-HAP	chair - with PU height adjustable arms	£489	£519	£549	£572

RASCAL info - Width x Depth x Height - 635 x 560 x 940-1110mm Seat Height - 420-545mm

RASCAL Optional
extras

Code	Description	Price
RASCAL-ST	soft tyre castors	£65
RASCAL-LU	adjustable lumbar support	£35
RASCAL-SS	seat slide	£71

Mix Arm Options



Fabric Options

Manufacturer	Band - A	Band - B	Band - C	Band - D
Camira	Advantage	Xtreme	Aquarius	Track
	Phoenix	Urban	Blazer	Oceanic
	Era	Main Line Plus	Halcyon	Yoredale
	Citadel	X2	Main Line Flax	Craggon Flax
	Target	Rivet	Synergy	Deca
Chieftain		Vita	Aspect	Sumi & Kyoto
		Gravity	Chateau	
		Sprint	Quest	
			Just Colour	
			Lionella	
			Trimcell	

Mix - Conference



shown with black cantilver frame and no arms
MIX-01

Round Back Meeting Chair

upholstered round back meeting chair on a black or chrome cantilever frame

Code	Description - black cantilever frame	A	B	C	D
MIX-01	chair - no arms	£230	£240	£268	£278
MIX-01-FA	chair - with fixed arms	£255	£265	£293	£303
MIX-01-HA	chair - with height adjustable arms	£278	£288	£315	£325
Code	Description - chrome cantilever frame	A	B	C	D
MIX-02	chair - no arms	£255	£265	£293	£303
MIX-02-FA	chair - with fixed arms	£280	£290	£318	£328
MIX-02-HA	chair - with height adjustable arms	£303	£313	£340	£350



shown with black cantilver frame and no arms
MIX-03

Square Back Meeting Chair

upholstered square back meeting chair on a black or chrome cantilever frame

Code	Description - black cantilever frame	A	B	C	D
MIX-03	chair - no arms	£248	£258	£285	£295
MIX-03-FA	chair - with fixed arms	£273	£283	£310	£320
MIX-03-HA	chair - with height adjustable arms	£295	£305	£333	£343
Code	Description - chrome cantilever frame	A	B	C	D
MIX-04	chair - no arms	£273	£283	£310	£320
MIX-04-FA	chair - with fixed arms	£298	£308	£335	£345
MIX-04-HA	chair - with height adjustable arms	£320	£330	£358	£368



shown with black cantilver frame and no arms
MIX-05

Mesh Back Meeting Chair

mesh back meeting chair on a black or chrome cantilever frame

Code	Description - black cantilever frame	A	B	C	D
MIX-05	chair - no arms	£310	£318	£345	£355
MIX-05-FA	chair - with fixed arms	£330	£343	£368	£375
MIX-05-HA	chair - with height adjustable arms	£353	£365	£390	£398
Code	Description - chrome cantilever frame	A	B	C	D
MIX-06	chair - no arms	£335	£343	£370	£380
MIX-06-FA	chair - with fixed arms	£360	£368	£395	£405
MIX-06-HA	chair - with height adjustable arms	£383	£390	£418	£428

Mist - Conference



Mist - supplied with a 4 leg frame

upholstered medium back conference chair with chrome 4 leg frame

Code	Description	A	B	C	D
MIST-01	chrome 4 leg frame	£333	£353	£388	£413



Mist - supplied with a 4 leg frame

upholstered high back conference chair with chrome 4 leg frame

Code	Description	A	B	C	D
MIST-02	chrome 4 leg frame	£365	£388	£430	£455



Mist - supplied with a cantilever frame

upholstered medium back conference chair with chrome cantilever frame

Code	Description	A	B	C	D
MIST-03	chrome cantilever frame	£335	£358	£393	£415



Mist - supplied with a cantilever frame

upholstered high back conference chair with chrome cantilever frame

Code	Description	A	B	C	D
MIST-04	chrome cantilever frame	£370	£398	£433	£473



Mist - supplied with a 4 leg or cantilever frame

upholstered mesh back medium back conference chair with chrome cantilever frame

Code	Description	A	B	C	D
MIST-05	chrome 4 leg frame	£378	£395	£430	£458
MIST-06	chrome cantilever frame	£373	£395	£410	£453

Manufacturer	Band - A	Band - B	Band - C	Band - D
Camira	Advantage	Xtreme	Aquarius	Track
	Phoenix	Urban	Blazer	Oceanic
	Era	Main Line Plus	Halcyon	Yoredale
	Citadel	X2	Main Line Flax	Craggon Flax
	Target	Rivet	Synergy	Deca
		Vita	Aspect	Sumi & Kyoto
		Gravity	Chateau	
	Sprint	Quest		
Chieftain			Just Colour	
			Lionella	
			Trimcell	

Five Breakout Seating



FIVE - supplied with a 4 leg frame or skid frame

polypropylene stackable breakout chair, available in a choice of colours.
colours: red, blue, black, brown, yellow, white, lime green, violet, grey, orange

Code	Description	Price
FIVE-01	chrome 4 leg frame	£135
FIVE-02	chrome skid frame	£170



Frame price band options:
Painted:
white (W)
black (BL)

Polished:
chrome (C)

FIVE - supplied with a skid frame

polypropylene stackable breakout chair, available in a choice of colours.
shell colours: blue, grey, green, white, sand, black, red

Code	with a skid frame	Painted	Chrome
FIVE-04	without arms	£233	£258



Frame price band options:
Painted:
white (W)
black (BL)

Polished:
chrome (C)

FIVE - supplied with a skid frame

polypropylene stackable breakout stool, available in a choice of colours.
shell colours: blue, grey, green, white, sand, black, red

Code	with a skid frame	Painted	Chrome
FIVE-05	without arms	£313	£353



Frame price band options:
Painted:
white (W)
black (BL)

Polished:
chrome (C)

FIVE - supplied with a skid frame

stackable breakout chair, available in a choice of colours and upholstered seat and backrest .
shell colours: blue, grey, green, white, sand, black, red

Code	with a skid frame	A	B	C	D
FIVE-06	painted - without arms	£290	£298	£313	£328
FIVE-07	chrome - without arms	£315	£323	£338	£353

Five Breakout Seating & Soft Seating



Frame price band options:
Painted:
white (W)
black (BL)

Polished:
chrome (C)

FIVE - supplied with a skid frame

stackable breakout stool, available in a choice of colours and upholstered seat and backrest .
shell colours: blue, grey, green, white, sand, black, red

Code	with a skid frame	A	B	C	D
FIVE-08	painted - without arms	£370	£378	£393	£408
FIVE-09	chrome - without arms	£410	£418	£433	£448



Veto - shell colour options



Veto - supplied with a 4 leg frame

stackable conference chair, plastic seat and backrest,
with or without arms, optional seat pad, (selection of colours)

Code	Arms	Leg Finish	Description	Price
VET01-*	No	Chrome	stackable conference chair without arms	£188
VET02-*	Yes	Chrome	stackable conference chair with arms	£218

Code	Arms	Leg Finish	Description	A	B	C	D
VET03-*	No	Chrome	stackable conference chair, inc seat pad, without arms	£245	£260	£278	£298
VET04-*	Yes	Chrome	stackable conference chair, inc seat pad, with arms	£275	£290	£308	£328

Veto info - Width x Depth x Height - 530 x 530 x 825mm Seat Height - 460mm

ALSO AVAILABLE WITH COLOURFUL PAINTED LEG FRAMES TO MATCH OR COMPLEMENT THE SHELL COLOUR. SUBJECT TO EXTENDED LEADTIMES

Platform - seat colour options



Fabric Options

Upholstered Seat Pads

Not available for Armchair models

Code	A	B	C	D
PLTSP	£87	£94	£106	£113
Seat Pads				

Manufacturer	Band - A	Band - B	Band - C	Band - D
Camira	Advantage	Xtreme	Aquarius	Track
	Phoenix	Urban	Blazer	Oceanic
	Era	Main Line Plus	Halcyon	Yoredale
	Citadel	X2	Main Line Flax	Craggon Flax
	Target	Rivet	Synergy	Deca
		Vita	Aspect	Sumi & Kyoto
		Gravity	Chateau	
		Sprint	Quest	
Chieftain			Just Colour	
			Lionella	
			Trimcell	

Bistro & Breakout



Bistro & Breakout



Platform - supplied with wood legs & steel frame

bistro chair, wooden legs with wire steel frame, polypropylene shell (selection of 9 colours)

Code	Leg Finish	Description	Price
PLT01-*	Beech	beech legs with black frame	£215
PLT02-*	Black	black legs with black frame	£215
Width x Depth x Height - 460 x 465 x 835mm			Seat Height - 450mm



Platform - supplied with a structured frame

bistro chair, structured wire steel frame, polypropylene shell (selection of 9 colours)

Code	Leg Finish	Description	Price
PLT03-*	Chrome	chrome structured frame	£224
PLT04-*	Black	black structured frame	£224
Width x Depth x Height - 460 x 465 x 835mm			Seat Height - 450mm



Platform - supplied with wood legs & steel frame

bistro stool, wooden legs with wire steel frame, polypropylene shell (selection of 9 colours)

Code	Seat Height	Leg Finish	Description	Price
PLT05-*	Mid-Height (680mm)	Beech	beech legs with black frame	£254
PLT06-*	Mid-Height (680mm)	Black	black legs with black frame	£254
PLT15-*	Poseur (760mm)	Beech	beech legs with black frame	£254
PLT16-*	Poseur (760mm)	Black	black legs with black frame	£254
PLT05 & 06 - Width x Depth x Height - 470 x 485 x 1065mm			PLT15 & 16 - Width x Depth x Height - 470 x 485 x 1130mm	



Platform - supplied with 4 legs or skid frame

bistro chair, chrome 4 leg or skid frame, polypropylene shell (selection of 9 colours)

Code	Leg Finish	Description	Price
PLT07-*	Chrome	chrome 4 leg frame	£197
PLT08-*	Chrome	chrome skid frame	£204
Width x Depth x Height - 510 x 510 x 825mm			Seat Height - 450mm

Horton - seat colour options



Bistro & Breakout



Horton - supplied with wood legs & steel frame

bistro chair, wooden legs with wire steel frame, polypropylene shell (selection of 6 colours)

Code	Leg Finish	Description	Price
HTN01-*	Beech	beech legs with black frame	£217
HTN02-*	Black	black legs with black frame	£217
Width x Depth x Height - 505 x 480 x 810mm		Seat Height - 450mm	



Horton - supplied with a structured frame

bistro chair, structured wire steel frame, polypropylene shell (selection of 6 colours)

Code	Leg Finish	Description	Price
HTN03-*	Chrome	chrome structured frame	£227
HTN04-*	Black	black structured frame	£227
Width x Depth x Height - 510 x 480 x 800mm		Seat Height - 450mm	



Horton - supplied with 4 legs or skid frame

bistro chair, chrome 4 leg or skid frame, polypropylene shell (selection of 6 colours)

Code	Leg Finish	Description	Price
HTN07-*	Chrome	chrome 4 leg frame	£198
HTN08-*	Chrome	chrome skid frame	£204
Width x Depth x Height - 560 x 525 x 810mm		Seat Height - 450mm	



Horton - supplied with skid frame

bistro high stool, chrome skid frame, polypropylene shell (selection of 6 colours)

Code	Leg Finish	Description	Price
HTN09-*	Chrome	chrome skid frame	£249
Width x Depth x Height - 520 x 540 x 1130mm		Seat Height - 760mm	

Bistro & Breakout



Platform - supplied with skid frame

bistro high stool, chrome skid frame, polypropylene shell (selection of 9 colours)

Code	Leg Finish	Description	Price
PLT09-*	Chrome	chrome skid frame	£258
Width x Depth x Height - 520 x 540 x 1130mm		Seat Height - 760mm	



Platform Armchair - supplied with wood legs & steel frame

bistro chair, wooden legs with wire steel frame, polypropylene shell (Grey or White only)

Code	Leg Finish	Description	Price
PLT10-*	Beech	beech legs with black frame	£237
PLT11-*	Black	black legs with black frame	£235
Width x Depth x Height - 580 x 590 x 850mm		Seat Height - 450mm	



Platform Armchair - supplied with a structured frame

bistro chair, structured wire steel frame, polypropylene shell (Grey or White only)

Code	Leg Finish	Description	Price
PLT12-*	Chrome	chrome structured frame	£243
PLT13-*	Black	black structured frame	£243
Width x Depth x Height - 580 x 590 x 850mm		Seat Height - 450mm	



Platform Armchair - supplied with beech legs

bistro chair, 4 beech legs, polypropylene shell (Grey or White only)

Code	Leg Finish	Description	Price
PLT14-*	Beech	beech legs	£259
Width x Depth x Height - 580 x 590 x 850mm		Seat Height - 450mm	

Bistro & Breakout



Visio - supplied with wood legs & steel frame

bistro chair, wooden legs with wire steel frame, polypropylene shell
(Blue (-LB), Green (-GR), Red (-R) or Grey (-G) Shell)

Code	Leg Finish	Description	Price
VIS01-*	Beech	beech legs with black frame	£217
VIS02-*	Black	black legs with black frame	£217
Width x Depth x Height - 545 x 465 x 790mm		Seat Height - 460mm	



Visio - supplied with 4 legs or skid frame

bistro chair, chrome 4 leg or skid frame, polypropylene shell
(Blue (-LB), Green (-GR), Red (-R) or Grey (-G) Shell)

Code	Leg Finish	Description	Price
VIS04-*	Black	black 4 leg frame	£205
VIS05-*	Black	black skid frame	£205
Width x Depth x Height - 540 x 540 x 785mm		Seat Height - 450mm	



Visio - supplied with wire frame

bistro high stool, chrome skid frame, polypropylene shell
(Blue (-LB), Green (-GR), Red (-R) or Grey (-G) Shell)

Code	Leg Finish	Description	Price
VIS06-*	Black	black skid frame	£257
Width x Depth x Height - 505 x 590 x 1095mm		Seat Height - 760mm	

Bistro & Breakout



Faro - supplied with skid frame

bistro chair, black skid frame, polypropylene shell
(Blue (-LB), Green (-GR), or Grey (-G) Shell)

Code	Leg Finish	Description	Price
FAR01-*	Black	black skid frame	£222
Width x Depth x Height - 590 x 570 x 790mm		Seat Height - 450mm	



Faro - supplied with beech legs

bistro chair, 4 beech legs, polypropylene shell
(Blue (-LB), Green (-GR), or Grey (-G) Shell)

Code	Leg Finish	Description	Price
FAR02-*	Beech	4 beech legs	£257
Width x Depth x Height - 590 x 570 x 790mm		Seat Height - 450mm	



Flair - supplied with 4 legs or skid frame

bistro chair, chrome 4 leg or skid frame, polypropylene shell
(Blue (-LB), Green (-GR), White (-W) or Grey (-G) Shell)

Code	Leg Finish	Description	Price
FLR01-*	Chrome	chrome 4 leg frame	£192
FLR02-*	Chrome	chrome skid frame	£193
Width x Depth x Height - 550 x 500 x 830mm		Seat Height - 450mm	



Lara - supplied with beech legs

bistro chair, 4 beech legs, polypropylene shell
(Black (-BL), White (-W) or Grey (-G) Shell)

Code	Leg Finish	Description	Price
LAR01-*	Beech	4 beech legs	£204
Width x Depth x Height - 430 x 480 x 750mm		Seat Height - 450mm	



Time - Optional extras

Code	Description	Price
SR	surcharge for row linkage devices	£29
GM	soft gliders for hard floors (160 & 161 only)	£22
DV-1	trolley for transport and easy handling of Time chairs	£517

Time plastic colours

Band - plastic PP
BLACK
WHITE
GREEN
BLUE
GREY
RED
BROWN

Fabric Options

Band - A	Band - B	Band - C
DINO	XTREME	SILVERTEX
FLORIDA	STYLE	FAME
ERA	VALENCIA	MAGIC
ONE	ASPECT	ATHLON PLUS
	MILANO	
	CURA	

Time - Bistro



Time - supplied with a wire frame

stackable conference chair, N4 chrome-plated wire steel frame, plastic seat and backrest (selection of colours)

Code	Description	plastic PP
160-N4	chrome wire frame base	£237



160 info -



Width x Depth x Height - 530 x 540 x 840mm



Seat Height - 460mm



Weight - 6kg



Time - supplied with a wire frame

stackable conference chair, N4 chrome-plated wire steel frame, upholstered seat, plastic backrest (selection of colours)

Code	Description	A	B	C
161-N4	chrome wire frame base	£271	£286	£303

161 info -

Width x Depth x Height - 530 x 540 x 840mm

Seat Height - 470mm

Weight - 6kg



Time - supplied with a 4 leg frame

stackable conference chair, N4 chrome-plated four-leg steel frame, plastic seat and backrests (selection of colours)

Code	Description	plastic PP
170-N4	chrome 4 leg frame	£230

170 info -

Width x Depth x Height - 530 x 540 x 840mm

Seat Height - 460mm

Weight - 5kg

Time - Bistro



Time - supplied with a 4 leg frame

stackable conference chair, N4 chrome-plated four-leg steel frame, upholstered seat, plastic backrests (selection of colours)

Code	Description	A	B	C
171-N4	chrome wire frame base	£261	£279	£295

171 info -

Width x Depth x Height - 530 x 540 x 840mm

Seat Height - 470mm

Weight - 5kg



Time - supplied with a 4 leg frame

non-stackable bar stool, N4 chrome-plated four-leg steel frame, plastic seat and backrest (selection of colours)

Code	Description	plastic PP
175-N4	chrome 4 leg frame	£340

175 info -

Width x Depth x Height - 530 x 540 x 1140mm

Seat Height - 750mm

Weight - 8kg



Time - supplied with a 4 leg frame

non-stackable bar stool, N4 chrome-plated four-leg steel frame, upholstered seat, plastic backrests (selection of colours)

Code	Description	A	B	C
176-N4	chrome wire frame base	£377	£401	£418

176 info -

Width x Depth x Height - 530 x 540 x 1140mm








Seat Height - 750mm

Weight - 8kg

Colour Options

Rome chairs are available in a selection of RAL colours subject to a surcharge and extended lead times.

Please contact us for more details.

						
White RAL 9003	Yellow RAL 1023	Orange RAL 9004	Red RAL 3020	Blue RAL 5005	Green RAL 6001	Black RAL 9005

Bistro & Breakout



Copen - supplied with wire skid frame
bistro high stool, black skid frame, ash veneer shell
(Black (-BL) or Laquered (-LQ) Shell)

Code	Leg Finish	Description	Price
CPN01-*	Black	black skid frame	£285

Width x Depth x Height - 505 x 590 x 1095mm Seat Height - 760mm



Bistro & Breakout



Rome - side chair
steel frame side chair, choice of 3 finishes
(Grey (-G), Gunmetal (-GM) or Vintage Copper (-VC))

Code	Leg Finish	Description	Price
RM01-*	-G, -GM or -VC	steel frame side chair	£197

Width x Depth x Height - 450 x 520 x 855mm Seat Height - 450mm



Rome - high stool inc backrest
steel frame high stool with backrest, choice of 3 finishes
(Grey (-G), Gunmetal (-GM) or Vintage Copper (-VC))

Code	Leg Finish	Description	Price
RM02-*	-G, -GM or -VC	steel frame high stool inc backrest	£217

Width x Depth x Height - 465 x 465 x 940mm Seat Height - 745mm



Rome - low stool
steel frame low stool, choice of 3 finishes
(Grey (-G), Gunmetal (-GM) or Vintage Copper (-VC))

Code	Leg Finish	Description	Price
RM03-*	-G, -GM or -VC	steel frame low stool	£180

Width x Depth x Height - 400 x 400 x 450mm Seat Height - 450mm



Rome - high stool
steel frame low stool, choice of 3 finishes
(Grey (-G), Gunmetal (-GM) or Vintage Copper (-VC))

Code	Leg Finish	Description	Price
RM04-*	-G, -GM or -VC	steel frame high stool	£203

Width x Depth x Height - 465 x 465 x 745mm Seat Height - 745mm

Plain Top Fabric Options

Band - A	Band - B	Band - C
Era	Xtreme	Main Line Flax
Rivet	Manhattan	Blazer
Gravity	Urban	Synergy
	Chateau	Aquarius
	Main Line Plus	Oceanic
	Sprint	

Sewn Border Top Fabric Options

Band - A	Band - B	Band - C
Era	Xtreme	Main Line Flax
	X2	Blazer
	Manhattan	Synergy
	Urban	Aquarius
		Vita
		Aspect
		Intervene
		Oceanic

Breakout Stools



Breakout Stools

Lena - low stool

steel tubular base low stool, choice of 3 finishes
Black (BL), White (W) or Silver (S)



Code	Border Type	Buttons	W x D x H	Band A	Band B	Band C
LE-PLN	Plain	No	390 x 390 x 500mm	£330	£341	£375
LE-BTN	Plain	Yes	390 x 390 x 500mm	£353	£363	£397
LE-SBT	Sewn	No	390 x 390 x 500mm	£360	£370	£404
LE-BSBT	Sewn	Yes	390 x 390 x 500mm	£382	£392	£427

Lena - High stool

steel tubular base high stool with wireframe footrest, choice of 3 finishes
Black (BL), White (W) or Silver (S)



Code	Border Type	Buttons	W x D x H	Band A	Band B	Band C
LE-WFR-PLN	Plain	No	390 x 390 x 830mm	£410	£421	£455
LE-WFR-BTN	Plain	Yes	390 x 390 x 830mm	£433	£443	£477
LE-WFR-SBT	Sewn	No	390 x 390 x 830mm	£439	£450	£484
LE-WFR-BSBT	Sewn	Yes	390 x 390 x 830mm	£462	£472	£506

Lena - High stool

steel tubular base high stool with footrail, choice of 3 finishes
Black (BL), White (W) or Silver (S)



Code	Border Type	Buttons	W x D x H	Band A	Band B	Band C
LE-TFR-PLN	Plain	No	390 x 390 x 830mm	£419	£429	£463
LE-TFR-BTN	Plain	Yes	390 x 390 x 830mm	£441	£451	£486
LE-TFR-SBT	Sewn	No	390 x 390 x 830mm	£448	£458	£492
LE-TFR-BSBT	Sewn	Yes	390 x 390 x 830mm	£470	£481	£515

Manufacturer	Band - A	Band - B	Band - C	Band - D
Camira	Era	Main Line Plus	Aquarius	Track
	Rivet	X2	Blazer	Oceanic
			Halcyon	Yoredale
			Main Line Flax	Craggon Flax
			Synergy	Deca
			Aspect	Sumi & Kyoto
				Intervene
Chieftain			Just Colour	
			Lionella	

Manufacturer	Band - A	Band - B	Band - C	Band - D
Camira	Era	Main Line Plus	Aquarius	Track
	Rivet	X2	Blazer	Oceanic
			Halcyon	Yoredale
			Main Line Flax	Craggon Flax
			Synergy	Deca
			Aspect	Sumi & Kyoto
				Intervene
Chieftain			Just Colour	
			Lionella	

Hive - Soft & Relax



Fully Upholstered back.
Single or two tone.



High Back
Wire Frame Base



High Back
4 Star Base



Medium Back
Wooden Base



Medium Back
Wire Frame Base



Medium Back
4 Star Base

Code	Chair Height	Shell Style	Base	A	B	C	D
HIVE-HB-U-W	High Back	Fully Upholstered	Wire Frame	£1020	£1083	£1205	£1305
HIVE-HB-U-4	High Back	Fully Upholstered	4 Star Base	£1220	£1283	£1405	£1508
HIVE-MB-U-B	Medium Back	Fully Upholstered	Beech Frame	£1088	£1133	£1228	£1305
HIVE-MB-U-W	Medium Back	Fully Upholstered	Wire Frame	£855	£903	£998	£1075
HIVE-MB-U-4	Medium Back	Fully Upholstered	4 Star Base	£1058	£1105	£1198	£1275

Upholstered button detail available on request

Lola & Ole - Soft & Relax



Lola - Contoured Tub Chair

fully-upholstered contoured tub chair & sofa, available in a single
or two tone fabric combination

Code	Description	Width x Depth x Height	A	B	C	D
LOLA1	Single seater contoured tub chair	655 x 765 x 765	£695	£760	£880	£928
LOLA2	2 Seater contoured tub chair	1125 x 765 x 765	£1000	£1098	£1290	£1340



Ole - Individual Sofa

fully-upholstered collection of single, 2 & 3 seater sofas, available in a single
or two tone fabric combination. Supplied with wood, black or chrome feet

Code	Description	Width x Depth x Height	A	B	C	D
OLE1	Single seater sofa	700 x 740 x 730	£940	£993	£1098	£1185
OLE2	2 Seater sofa	1390 x 740 x 730	£1355	£1430	£1578	£1703
OLE3	3 Seater sofa	1990 x 740 x 730	£1765	£1868	£2073	£2243



For WOODEN feet
please add -WF to
the product code



For CHROME feet
please add -CF to the
product code



For BLACK feet
please add -BF to
the product code

For **BLACK** feet on the Form Range please add -BF to the product code



Manufacturer	Band - A	Band - B	Band - C	Band - D
Camira	Era	Main Line Plus	Aquarius	Track
	Rivet	X2	Blazer	Oceanic
		Vita	Halcyon	Yoredale
			Main Line Flax	Craggon Flax
			Synergy	Deca
			Aspect	Sumi & Kyoto
				Intervene
Chieftain			Just Colour	
			Lionella	

Breakout - Soft & Relax



Single and Two Seater Tub Chair

Code	Description	Width x Depth x Height	A	B	C	D
TUB1	single seater	680 x 620 x 780mm	£545	£603	£720	£768
TUB2	two seater	1180 x 620 x 780mm	£793	£888	£1075	£1123

Form - Soft & Relax

Form - rectangular sofa, without arms

fully-upholstered rectangular sofa complete with stylish chrome feet, supplied without arms



Code	W x D x H	A	B	C	D
F1200	1200 x 600/620 x 790mm	£860	£958	£1143	£1255
F1500	1500 x 600/620 x 790mm	£1138	£1265	£1510	£1663
F1800	1800 x 600/620 x 790mm	£1348	£1493	£1768	£1938
F1275	1200 x 700/720 x 790mm	£915	£1030	£1243	£1378
F1575	1500 x 700/720 x 790mm	£1200	£1345	£1620	£1793
F1875	1800 x 700/720 x 790mm	£1405	£1578	£1883	£2075

Breakout Area Soft Seating Shapes



Code	Description	A	B	C	D
CONVEX	compatible with concave stool	£288	£303	£333	£348
CONCAVE	compatible with convex stool	£288	£303	£333	£348
OVAL	1220mm x 620mm	£423	£445	£490	£513
TRIANGLE	620mm x 620mm	£393	£418	£455	£475
TRAP	900mm x 450mm	£393	£418	£455	£475
CUBE45	450mm SQ	£278	£288	£318	£333
CUBE60	600mm SQ	£393	£418	£455	£475
SEGMENT	1300mm Dia 90° Segment	£355	£373	£393	£415
CIRC45	450mm dia	£278	£288	£318	£333
CIRC45S	450mm dia with scoop	£288	£303	£333	£348
CIRC60	600mm dia	£355	£373	£393	£415
CIRC60S	600mm dia with scoop	£363	£380	£403	£425
RECT6045	600mm x 450mm Rectangular	£335	£345	£388	£398
RECT9045	900mm x 450mm Rectangular	£393	£418	£455	£475



To add heavy duty CASTORS please add -C to the product code and add £60 to the retail price.



Left Hand shown


Form - rectangular sofa, with integrated arm

fully-upholstered rectangular sofa, integrated arm complete with stylish chrome feet

Code	Handing	W x D x H	A	B	C	D
FA1200	L or R	1200 x 600/620 x 790mm	£900	£1030	£1275	£1428
FA1500	L or R	1500 x 600/620 x 790mm	£1120	£1268	£1543	£1715
FA1800	L or R	1800 x 600/620 x 790mm	£1333	£1495	£1800	£1993
FA1275	L or R	1200 x 700/720 x 790mm	£963	£1113	£1388	£1560
FA1575	L or R	1500 x 700/720 x 790mm	£1210	£1373	£1680	£1870
FA1875	L or R	1800 x 700/720 x 790mm	£1415	£1595	£1933	£2143

Form - rectangular sofa, with integrated arm & rear cutback

fully-upholstered rectangular sofa, integrated arm, 400mm cutback to backrest, complete with stylish chrome feet



Left Hand shown

Code	Handing	W x D x H	A	B	C	D
FCA1200	L or R	1200 x 600/620 x 790mm	£870	£985	£1200	£1333
FCA1500	L or R	1500 x 600/620 x 790mm	£1120	£1268	£1543	£1715
FCA1800	L or R	1800 x 600/620 x 790mm	£1320	£1485	£1790	£1983
FCA1275	L or R	1200 x 700/720 x 790mm	£950	£1100	£1375	£1548
FCA1575	L or R	1500 x 700/720 x 790mm	£1240	£1438	£1805	£2033
FCA1875	L or R	1800 x 700/720 x 790mm	£1443	£1658	£2055	£2305

Form - rectangular sofa, without backrest

fully-upholstered rectangular sofa, supplied without a backrest complete with stylish chrome feet



Code	W x D x H	A	B	C	D
FNB1200	1200 x 600/620 x 450mm	£718	£768	£865	£925
FNB1500	1500 x 600/620 x 450mm	£880	£960	£1113	£1208
FNB1800	1800 x 600/620 x 450mm	£1075	£1163	£1328	£1430
FNB1275	1200 x 700/720 x 450mm	£848	£945	£1128	£1243
FNB1575	1500 x 700/720 x 450mm	£1023	£1138	£1350	£1485
FNB1875	1800 x 700/720 x 450mm	£1245	£1375	£1620	£1773



Orb - Breakout shape

fully-upholstered breakout shape complete with stylish chrome feet

Code	Description	Width x Depth x Height	A	B	C	D
ORB-01	with no cut out	750 x 750 x 530	£443	£468	£500	£530
ORB-02	with bite cut out	750 x 750 x 530	£468	£493	£525	£555

For **BLACK** feet on the Form Range please add -BF to the product code



Manufacturer	Band - A	Band - B	Band - C	Band - D
Camira	Era	Main Line Plus	Aquarius	Track
	Rivet	X2	Blazer	Oceanic
		Vita	Halcyon	Yoredale
			Main Line Flax	Craggon Flax
			Synergy	Deca
			Aspect	Sumi & Kyoto
				Intervene
Chieftain			Just Colour	
			Lionella	

Form - Soft & Relax



Form - rectangular double sofa, shared backrest
fully-upholstered rectangular double sofa, supplied with a shared backrest complete with stylish chrome feet

Code	W x D x H	A	B	C	D
FD1200	1200 x 1200 x 790mm	£1158	£1323	£1628	£1820
FD1500	1500 x 1200 x 790mm	£1570	£1798	£2225	£2493
FD1800	1800 x 1200 x 790mm	£1900	£2165	£2653	£2958



Form - D end sofa
fully-upholstered D end sofa, supplied without backrest complete with stylish chrome feet

Code	W x D x H	A	B	C	D
FRD600	600 x 300 x 450mm	£585	£635	£735	£793
FRD750	750 x 375 x 450mm	£638	£688	£785	£843
FRD1200	1200 x 600/620 x 450mm	£850	£930	£1083	£1180
FRD1500	1500 x 700/720 x 450mm	£1058	£1143	£1303	£1395



Form - Radius sofa, without arms
fully-upholstered radius sofa complete with stylish chrome feet, supplied without arms

Code	Angle	W x D x H	A	B	C	D
FR6000	60°	1250 x 687 (600/620mm) x 790mm	£1138	£1263	£1508	£1645
FR4500	45°	957 x 649 (600/620mm) x 790mm	£883	£980	£1125	£1248
FR6075	60°	1250 x 817 (700/720mm) x 790mm	£1188	£1313	£1595	£1733
FR4575	45°	957 x 788 (700/720mm) x 790mm	£915	£1025	£1243	£1378



Form - Inverted radius sofa, without arms
fully-upholstered inverted radius sofa complete with stylish chrome feet, supplied without arms

Code	Angle	W x D x H	A	B	C	D
FNR6000	60°	1250 x 687 (600/620mm) x 790mm	£1188	£1333	£1578	£1695
FNR4500	45°	957 x 649 (600/620mm) x 790mm	£935	£1030	£1175	£1298
FNR6075	60°	1250 x 817 (700/720mm) x 790mm	£1238	£1383	£1665	£1785
FNR4575	45°	957 x 788 (700/720mm) x 790mm	£965	£1078	£1263	£1443

Form - Soft & Relax



Form - Individual sofa
fully-upholstered rectangular double sofa, supplied with armrests, complete with stylish chrome feet

Code	Description	W x D x H	A	B	C	D
FS1	single seater	900 x 600/620 x 810mm	£950	£1083	£1328	£1480
FS2	2 seater	1500 x 600/620 x 810mm	£1213	£1375	£1680	£1870
FS3	3 seater	2100 x 600/620 x 810mm	£1443	£1640	£2005	£2235



Rectangular
Reception Table

Code	W x D x H	Price £
FRCT6060	600 x 600 x 450	£229
FRCT7575	750 x 750 x 450	£260
FRCT1260	1200 x 600 x 450	£283
FRCT1575	1500 x 750 x 450	£337



Semi Circular & Quadrant
Reception Table

Code	W x D x H	Price £
FQCT6060	600 x 600 x 450	£212
FQCT7575	750 x 750 x 450	£247
FSCT1260	1200 x 600 x 450	£290
FSCT1575	1500 x 750 x 450	£343

Semi Circular Shown

Quadrant Shown

Codes for board finishes:
Walnut (N), Canadian Maple (CM), Japanese Ash (J), Beech (B), Light Oak (LO), Silver (S), Grey (G), White (W), Santiago Cherry (SC), Stone Oak (SO), Black (BL), Anthracite (AN), Verade Oak (VO), Slate (ST), Nebraska Oak (NO), Natural (NA), Nordic (RD), Rustic (R)

Fabric Options

For **BLACK** feet on the Form Range please add -BF to the product code



Manufacturer	Band - A	Band - B	Band - C	Band - D
Camira	Era	Main Line Plus	Aquarius	Track
	Rivet	X2	Blazer	Oceanic
		Vita	Halcyon	Yoredale
			Main Line Flax	Craggon Flax
			Synergy	Deca
			Aspect	Sumi & Kyoto
				Intervene
Chieftain			Just Colour	
			Lionella	

Form - Booth Sofas



Form - Booth Sofas



Form - Meeting Booth

fully-upholstered meeting booth, supplied with 2 high back sofas, infill panel and integrated meeting table

Code	Description	Width x Depth x Height	A	B	C	D
FBS2	2 person booth with table	1000 x 2400 x 1300	£4800	£5475	£6950	£8050
FBS4	4 person booth with table	1700 x 2400 x 1300	£5650	£6585	£8278	£9380
FBS6	6 person booth with table	2000 x 2400 x 1300	£6248	£7275	£9180	£10405



Form - Individual high back sofa

fully-upholstered sofas, supplied with full height, 3 panel surround and stylish chrome feet

Code	Description	Width x Depth x Height	A	B	C	D
FHSL1	single seater	1000 x 700 x 1300	£2250	£2533	£3058	£3388
FHSL2	2 seater	1700 x 700 x 1300	£2765	£3223	£4065	£4593
FHSL3	3 seater	2000 x 700 x 1300	£3080	£3590	£4540	£5133

Codes for board finishes:
Walnut (N), Canadian Maple (CM), Japanese Ash (J), Beech (B), Light Oak (LO), Silver (S), Grey (G), White (W), Santiago Cherry (SC), Stone Oak (SO), Black (BL), Anthracite (AN), Verade Oak (VO), Slate (ST), Nebraska Oak (NO), Natural (NA), Nordic (RD), Rustic (R)

Imperial Seating - The Style Collection



The Style Collection - Reference Guide



Lyra
from £438 - page 346



Theo
from £463 - page 347



Lyra
from £520 - page 348



Lyra
from £600 - page 349



Look
from £542 - page 350



Leaf
from £697 - page 352

The Style Collection - Reference Guide



Theo
from £358 - page 346



Leaf
from £649 - page 354-355



Look
from £542 - page 351



Laser
from £518 - page 351



Oslo
from £416 - page 351



Lyra Net
from £608 - page 356



Trivi
from £273 - pages 359



Trend
from £273 - pages 360-361



Sky Fresh
from £294 - pages 362-365



Spot
from £368 - page 367



Sunrise
from £316 - page 368



Pin
from £549 - page 368



Flexi
from £515 - page 369



Wave
from £493 - page 370-371



Melody
from £514 - page 372-375



Polo+
from £729 - page 376



Relax
from £1233 - page 377



Flexi
from £955 - pages 378-379



Oslo Lounge
from £894 - page 380-381



Flexi Club
from £1341 - page 382-383



Kubik
from £2546 - page 384



Kubik Booth
from £6234 - page 385

Lyra Fabric Options

Band - A	Band - B	Band - C
DINO	XTREME	SILVERTEX
ERA	STYLE	FAME
ONE	VALENCIA	MAGIC
	CURA	ATHLON PLUS
	ASPECT	
	MILANO	

Lyra Arm Option



Theo Fabric Options

Band - A	Band - B	Band - C
DINO	XTREME	SILVERTEX
ERA	STYLE	FAME
ONE	VALENCIA	MAGIC
	CURA	ATHLON PLUS
	ASPECT	
	MILANO	

Theo Arm Option



Lyra & Conference - Task & Visitor



shown with height adjustable arms and black nylon base
207-SY/BR207

Lyra - available with a black nylon base

upholstered task chair, high backrest, SY synchronous mechanism, ratchet height-adjustable backrest, black nylon five-star base, castors, 150kg gas lift mechanism

Code	Description - including black nylon base	A	B	C
207-SY	chair - no arms	£438	£456	£492
207-SY/BR207	chair - with height adjustable arms	£504	£523	£558

207-SY info - Width x Depth x Height - 600 x 600 x 930-1140mm Seat Height - 420-550mm Weight - 14kg

Optional extras

Code	Description	Price
P	sliding seat	£41
BO	pump up lumbar support	£100
RM55	rubber castors for hard floors, standard diameter 55 mm	£24
RU60	60mm hard castors	£24



shown with silver cantilever base
262-KZ-N2

Theo - supplied with a cantilever frame

stackable conference chair, cantilever steel frame, upholstered seat, backrest upholstered with fabric

Code	Description - FABRIC BACK	A	B	C
262-KZ-N1	black cantilever base	£358	£385	£411
262-KZ-N2	silver cantilever base	£358	£385	£411
262-KZ-N4	chrome cantilever base	£358	£385	£411

26*-KZ info - Width x Depth x Height - 570 x 610 x 830mm Seat Height - 410mm Weight - 9kg

Theo@ - Task & Visitor



shown with height adjustable arms and black nylon base
265-SY/BR207

Theo - available with a black nylon base

fully upholstered task chair, high ratchet backrest, 150kg gas lift mechanism, SY synchronous mechanism

Code	Description - including black nylon base	A	B	C
265-SY,F07	chair - no arms	£463	£489	£517
265-SY,F07/BR207	chair - with height adjustable arms	£529	£557	£584

265-SY info - Width x Depth x Height - 670 x 630 x 1040-1200mm Seat Height - 450-530mm Weight - 17kg



shown with height adjustable arms and black nylon base
265-SYS/BR207

Theo - available with a black nylon base

fully upholstered task chair, high ratchet backrest, 150kg gas lift mechanism, SYS synchronous mechanism

Code	Description - including black nylon base	A	B	C
265-SYS	chair - no arms	£528	£558	£586
265-SYS/BR207	chair - with height adjustable arms	£594	£624	£652

265-SYS info - Width x Depth x Height - 700 x 700 x 1000-1180mm Seat Height - 390-500mm Weight - 15kg

Theo - Optional extras

Code	Description	Price
RM	rubber castors for hard floors, standard diameter 50 mm	£24
GM	soft gliders for hard floors (262 only)	£30
BO-AIR	lumbar support (265 only)	£100



Lyra Fabric Options

Band - A	Band - B	Band - C
DINO	XTREME	SILVERTEX
ERA	STYLE	FAME
ONE	VALENCIA	MAGIC
	ASPECT	ATHLON PLUS
	MILANO	
	CURA	

Lyra Arm Option



Lyra Fabric Options

Band - A	Band - B	Band - C
DINO	XTREME	SILVERTEX
ERA	STYLE	FAME
ONE	VALENCIA	MAGIC
	ASPECT	ATHLON PLUS
	MILANO	
	CURA	

Lyra Arm Option



Lyra - Task



Lyra - available with a black nylon base

upholstered task chair, high backrest, SYC synchronous mechanism, ratchet height-adjustable backrest, black nylon five-star base, castors, 150kg gas lift mechanism

Code	Description - including black nylon base	A	B	C
210-SYC/P/BR-209	chair - with height adjustable arms	£520	£530	£545

207-SY info - Width x Depth x Height - 600 x 600 x 930-1140mm Seat Height - 420-550mm Weight - 14kg

Optional extras

Code	Description	Price
HO	headrest	£113
RM55	rubber castors for hard floors, standard diameter 55 mm	£0

Lyra - Task



Lyra - available with a white nylon base

upholstered task chair, high backrest, SY synchronous mechanism, ratchet height-adjustable backrest, white nylon five-star base, castors, 150kg gas lift mechanism

Code	Description - including white nylon base	A	B	C
216-SYS	chair - no arms	£600	£610	£639
216-SYS/BR209	chair - with height adjustable arms	£639	£649	£678

216-SYS info - Width x Depth x Height - 700 x 700 x 1040-1150mm Seat Height - 420-520 Weight - 13kg

Optional extras

Code	Description	Price
PN	sliding seat	£53
HO	headrest	£113
RM55	rubber castors for hard floors, standard diameter 55 mm	£0

LOOK Fabric Options

Band - A	Band - B	Band - C	Band - D	Band - E
DINO	XTREME	SILVERTEX	YOREDALE	COMFORT+
ERA	STYLE	FAME	SYNERGY	
ONE	VALENCIA	ATHLON PLUS	CRISP	
	ASPECT	MAGIC	MAIN LINE PLUS	
	MILANO		MAIN LINE FLAX	
	CURA		CAPTURE	
			HARMONY	
			BLAZER	

LOOK Mesh Arm Options

Height Adjustable BR207 (hard)	Height Adjustable BR207/WH (hard)

Oslo Fabric Options

Band - A	Band - B	Band - C	Band - D	Band - E	Band - F
DINO	XTREME	SILVERTEX	YOREDALE	COMFORT+	LEATHER
ERA	STYLE	FAME	SYNERGY		
ONE	VALENCIA	ATHLON PLUS	CRISP		
	ASPECT	MAGIC	MAIN LINE PLUS		
	MILANO		MAIN LINE FLAX		
	CURA		CAPTURE		
			HARMONY		
			BLAZER		

Look Mesh Options

NET & RIB Mesh Colours	
Black - NET 202	Mid Grey - NET 231
White - NET 224	
Black - RIB11	Red - RIB62
White - RIB20	Blue - RIB72
Grey - RIB16	Lime Green - RIB92

LOOK - Task - Please order mesh back colour when ordering



shown with height adjustable arms and black nylon base - 270-AT/BR207

Look - available with a black nylon base

mesh task chair, upholstered with non stretch mesh fabric, height adjustable lumbar support, AT synchronous self-adjustable body balance, 150kg gas lift mechanism

Code	Description - including black nylon base	A	B	C	D	E
270-AT	chair - no arms	£542	£554	£573	£590	£687
270-AT/BR207	chair - with height adjustable arms	£604	£617	£636	£653	£751

270-AT info - Width x Depth x Height - 700 x 700 x 980-1100mm Seat Height - 410-530mm Weight - 17kg



shown with height adjustable arms and white nylon base - 271-AT/BR207/WH

Look - available with a white nylon base

mesh task chair with white backrest, upholstered with non stretch mesh fabric, height adjustable lumbar support, AT synchronous self-adjustable body balance, 150kg gas lift mechanism

Code	Description - white nylon base	A	B	C	D	E
271-AT	chair - no arms	£586	£604	£621	£638	£732
271-AT/BR207/WH	chair - with height adjustable arms	£655	£675	£691	£709	£803

271-AT info - Width x Depth x Height - 700 x 700 x 980-1100mm Seat Height - 410-530mm Weight - 17kg

LOOK

Optional extras

Code	Description	Price
RM55	rubber castors for hard floors, standard diameter 55 mm	£0
P	seatslide	£45
HO	Headrest	£113



LOOK & OSLO - Visitor



Please specify mesh back colour when ordering.

Look - supplied with a cantilever frame

meeting chair, available in a choice of mesh back. Chrome cantilever frame, White or Black plastics

Code	with a cantilever frame	A	B	C	D	E
272-KZ-N4	Black plastics	£542	£557	£582	£594	£701
273-KZ-N4	White plastics	£558	£576	£598	£611	£720



shown with chrome cantilever frame 683-KZ-N4

Laser - supplied with a cantilever frame

fully upholstered cantilever conference chair

Code	Description	A	B	C	D	E	F
683-KZ-N1	black cantilever base	£518	£542	£568	£594	£741	£813
683-KZ-N2	silver cantilever base	£518	£542	£568	£594	£741	£813
683-KZ-N4	chrome cantilever base	£518	£542	£568	£594	£741	£813

683-KZ info - Width x Depth x Height - 520 x 560 x 860mm Seat Height - 440mm Weight - 10kg



shown with chrome cantilever frame 225-N4

Oslo - supplied with a cantilever frame

fully upholstered stackable visitor chair with cantilever frame

Code	Description	A	B	C	D	E	F
225-N1	black cantilever base	£416	£465	£514	£569	£763	£836
225-N2	silver cantilever base	£416	£465	£514	£569	£763	£836
225-N4	chrome cantilever base	£416	£465	£514	£569	£763	£836

225 info - Width x Depth x Height - 560 x 590 x 880mm Seat Height - 430mm Weight - 10kg

Leaf Fabric Options

Band - A	Band - B	Band - C	Band - D
ERA	XTREME	SILVERTEX	YOREDALE
ONE	STYLE	FAME	SYNERGY
DINO	VALENCIA	MAGIC	CRISP
	ASPECT	ATHLON PLUS	CAPTURE
	MILANO		MORPHE
	CURA		

Leaf Arm Option



Leaf Mesh Options

NET & RIB Mesh Colours	
Black - NET 202	Mid Grey - NET 231
White - NET 224	
Black - RIB11	Red - RIB62
White - RIB20	Blue - RIB72
Grey - RIB16	Lime Green - RIB92

Code	Description	Price
RM60	Rubber castors for hard floors, standard diameter 60 mm	£0
P	Seatslide	£45
HO	Headrest	£113
HN	Coat hook for headrest	£33
BO	Lumbar Support (503 & 504 Only)	£83

Leaf - Task



Leaf

swivel task chair, height adjustable, upholstered seat and backrest, height-adjustable backrest, black nylon backrest frame, black 5-star nylon base, black castors for carpets, Ø 60 mm, synchronous mechanism SYQ with a lateral quick backrest tension adjustment, 5 locking positions, black height adjustable armrests with black PUR elbow pad.

Code	Description - including black nylon base	A	B	C	D
500-SYQ/BR209	chair - with height adjustable arms	£697	£711	£744	£762
500 SYQ info -	Width x Depth x Height - 700 x 700 x 1040-1240mm	Seat Height - 410-520mm	Weight - 17kg		



Leaf

swivel task chair, height adjustable,upholstered seat and backrest, height-adjustable backrest, white nylon backrest frame, white 5-star nylon base, white rubber castors for hardfloor, synchronous mechanism SYQ with a lateral quick backrest tension adjustment, 5 locking positions, black and white height adjustable armrests with black PUR elbow pad.

Code	Description - including white nylon base	A	B	C	D
501-SYQ/BR209-WH	chair - with height adjustable arms	£726	£744	£777	£798
501 SYQ info -	Width x Depth x Height - 700 x 700 x 1030-1230mm	Seat Height - 400-510mm	Weight - 17kg		

Leaf - Task - Please specify mesh back colour when ordering



Leaf

swivel task chair, height adjustable,upholstered seat, mesh backrest, height-adjustable backrest, black nylon backrest frame, black 5-star nylon base, black castors for carpets, Ø 60 mm, synchronous mechanism SYQ with a lateral quick backrest tension adjustment, 5 locking positions, black height adjustable armrests with black PUR elbow pad.

Code	Description - including black nylon base	A	B	C	D
503-SYQ/BR209	chair - with height adjustable arms	£729	£751	£774	£784
500 SYQ info -	Width x Depth x Height - 700 x 700 x 1040-1240mm	Seat Height - 410-520mm	Weight - 17kg		



Leaf

swivel task chair, height adjustable,upholstered seat, mesh backrest, height-adjustable backrest, white nylon backrest frame, white 5-star nylon base, white rubber castors for hardfloor, synchronous mechanism SYQ with a lateral quick backrest tension adjustment, 5 locking positions, black and white height adjustable armrests with black PUR elbow pad.

Code	Description - including white nylon base	A	B	C	D
504-SYQ/BR209-WH	chair - with height adjustable arms	£788	£805	£831	£845
501 SYQ info -	Width x Depth x Height - 700 x 700 x 1030-1230mm	Seat Height - 400-510mm	Weight - 17kg		


Leaf Fabric Options

Band - A	Band - B	Band - C	Band - D
ERA	XTREME	SILVERTEX	YOREDALE
ONE	STYLE	FAME	SYNERGY
DINO	VALENCIA	MAGIC	CRISP
	ASPECT	ATHLON PLUS	CAPTURE
	MILANO		MORPHE
	CURA		

Leaf Mesh Options

NET & RIB Mesh Colours	
Black - NET 202	Mid Grey - NET 231
White - NET 224	
Black - RIB11	Red - RIB62
White - RIB20	Blue - RIB72
Grey - RIB16	Lime Green - RIB92

Leaf - Conference - Please specify mesh back colour when ordering



Leaf

conference chair, upholstered seat, mesh backrest, black nylon frame, black nylon armrests, stackable, easily replaceable plastic gliders for carpets, black powder coated or chrome steel cantilever base

Code	Description - with a cantilever frame	A	B	C	D
505-Z-N1	black plastics and black steel frame	£649	£675	£701	£722
505-Z-N4	black plastics and chrome steel frame	£649	£675	£701	£722
505 info -	Width x Depth x Height - 600 x 610 x 900mm	Seat Height - 410mm	Weight - 9kg		




Leaf

swivel conference chair, upholstered seat, mesh backrest, black nylon frame, black nylon armrests, black 4-star nylon base, black carpet castors, Ø 55 mm

Code	Description - with a black 4 star nylon base	A	B	C	D
505-F95-BL	black nylon base on castors	£649	£675	£701	£722
505 info -	Width x Depth x Height - 600 x 610 x 900mm	Seat Height - 420mm	Weight - 9kg		

Leaf - Conference - Please specify mesh back colour when ordering



Leaf

conference chair, upholstered seat, mesh backrest, white nylon frame, white nylon armrests, stackable, easily replaceable plastic gliders for carpets, white powder coated or chrome steel cantilever base

Code	Description - with a cantilever frame	A	B	C	D
506-Z-N0	white plastics and white steel frame	£657	£682	£711	£729
506-Z-N4	white plastics and chrome steel frame	£657	£682	£711	£729
506 info -	Width x Depth x Height - 600 x 610 x 900mm	Seat Height - 410mm	Weight - 9kg		



Leaf

swivel conference chair, upholstered seat, mesh backrest, white nylon frame, white nylon armrests, white 4-star nylon base, white rubber castors for hard floors, Ø 55 mm

Code	Description - with a white 4 star nylon base	A	B	C	D
505-F95-WH	white nylon base on castors	£689	£711	£737	£766
505 info -	Width x Depth x Height - 600 x 610 x 900mm	Seat Height - 420mm	Weight - 9kg		

Lyra Net Mesh Options

NET & RIB Mesh Colours	
Black - NET 202	Mid Grey - NET 231
White - NET 224	
Black - RIB11	Red - RIB62
White - RIB20	Blue - RIB72
Grey - RIB16	Lime Green - RIB92

Lyra Net Fabric Options

Band - A	Band - B	Band - C	Band - D	Band - E	Band - F
DINO	XTREME	SILVERTEX	YOREDALE	COMFORT+	LEATHER
ERA	STYLE	FAME	SYNERGY		
ONE	VALENCIA	ATHLON PLUS	CRISP		
	ASPECT	MAGIC	MAIN LINE PLUS		
	MILANO		MAIN LINE FLAX		
	CURA		CAPTURE		
			HARMONY		
			BLAZER		

Lyra Net - Task & Visitor - Please order mesh back colour when ordering



Lyra Net - Task & Visitor - Please order mesh back colour when ordering



shown with a chrome cantilever frame
203-KZ-N4



Lyra Net - supplied with a cantilever frame

conference chair, backrest upholstered with non-stretch NET mesh fabric, black plastic parts, cantilever frame

Code	Description	A	B	C	D	E	F
203-KZ-N1	black cantilever base	£608	£624	£652	£675	£764	£776
203-KZ-N2	silver cantilever base	£638	£657	£683	£706	£796	£809
203-KZ-N4	chrome cantilever base	£683	£701	£727	£751	£839	£853

203-KZ info - Width x Depth x Height - 550 x 640 x 930mm Seat Height - 450mm Weight - 11kg



shown with a chrome cantilever frame
213-KZ-N4



Lyra Net - supplied with a cantilever frame

conference chair, backrest upholstered with non-stretch NET mesh fabric, white plastic parts, cantilever frame

Code	Description	A	B	C	D	E	F
213-KZ-N1	black cantilever base	£617	£634	£661	£683	£773	£787
213-KZ-N2	silver cantilever base	£638	£657	£683	£706	£796	£809
213-KZ-N4	chrome cantilever base	£683	£701	£727	£751	£839	£853

213-KZ info - Width x Depth x Height - 550 x 640 x 930mm Seat Height - 450mm Weight - 11kg



shown with a black cantilever frame
204-KZ-N1

Lyra Net - supplied with a cantilever frame

conference chair, fully upholstered backrest, black plastic parts, cantilever frame

Code	Description	A	B	C	D	E	F
204-KZ-N1	black cantilever base	£638	£671	£706	£741	£906	£916
204-KZ-N2	silver cantilever base	£661	£694	£727	£764	£928	£939
204-KZ-N4	chrome cantilever base	£706	£738	£773	£809	£973	£983

204-KZ info - Width x Depth x Height - 550 x 640 x 930mm Seat Height - 450mm Weight - 11kg



shown with a black cantilever frame
214-KZ-N1

Lyra Net - supplied with a cantilever frame

conference chair, fully upholstered backrest, white plastic parts, cantilever frame

Code	Description	A	B	C	D	E	F
214-KZ-N1	black cantilever base	£652	£683	£720	£754	£920	£928
214-KZ-N2	silver cantilever base	£675	£706	£741	£776	£942	£952
214-KZ-N4	chrome cantilever base	£720	£751	£787	£822	£986	£996

214-KZ info - Width x Depth x Height - 550 x 640 x 930mm Seat Height - 450mm Weight - 11kg

Trivi Optional Extras

Code	Description	Price
GM	soft gliders for hard floors	£20
ST	rubber stacking chair buffers	£20


Trivi Fabric Options

Band - A	Band - B	Band - C	Band - D
ERA	XTREME	SILVERTEX	YOREDALE
ONE	STYLE	FAME	SYNERGY
DINO	VALENCIA	MAGIC	CRISP
	ASPECT	ATHLON PLUS	CAPTURE
	MILANO		MORPHE
	CURA		

Trivi - Conference & Breakout



Trivi - Conference & Breakout




TR-126W-N1 shown

Trivi - supplied with a 4 leg frame

conference chair, wooden seat and backrest, beech plywood core with oak veneer, clear finish, without armrests, easily replaceable plastic gliders for carpets, steel powder coated 4-leg base

Code	Description	PP
TR-126W-N1	black 4 leg frame	£539
TR-126W-N7	bronze 4 leg frame	£550
TR-126W-N0	white 4 leg frame	£539

TR-126W info - Width x Depth x Height - 470 x 520 x 780mm Seat Height - 430mm Weight - 5kg




TR-126-N0 shown

Trivi - supplied with a 4 leg frame

conference chair, stackable, upholstered seat, wooden backrest, beech plywood core with oak veneer, clear finish, without armrests, easily replaceable plastic gliders for carpets, steel powder coated 4 leg base

Code	Description	A	B	C	D	E
TR-126-N1	black 4 leg frame	£492	£510	£527	£553	£600
TR-126-N7	bronze 4 leg frame	£503	£520	£539	£564	£612
TR-126-N0	white 4 leg frame	£492	£510	£527	£553	£600

TR-126 info - Width x Depth x Height - 470 x 520 x 780mm Seat Height - 430mm Weight - 5kg




TR-128W-N1 shown

Trivi - supplied with a 4 leg frame

barstool, wooden seat and backrest, beech plywood core with oak veneer, clear finish, seat height 780 mm, without armrests, easily replaceable plastic gliders for carpets, powder coated 4-leg steel base

Code	Description	PP
TR-128W-N1-H78	black 4 leg frame	£648
TR-128W-N7-H78	bronze 4 leg frame	£666
TR-128W-N0-H78	white 4 leg frame	£648

TR-128W info - Width x Depth x Height - 470 x 520 x 1040mm Seat Height - 780mm Weight - 6kg



TR-128-N0 shown

Trivi - supplied with a 4 leg frame

barstool, upholstered seat, wooden backrest, beech plywood core with oak veneer, clear finish, seat height 780 mm, without armrests, easily replaceable plastic gliders for carpets, steel powder coated 4 leg base


Code	Description	A	B	C	D	E
TR-128-N1-H78	black 4 leg frame	£604	£619	£637	£666	£710
TR-128-N7-H78	bronze 4 leg frame	£616	£630	£645	£677	£721
TR-128-N0-H78	white 4 leg frame	£604	£619	£637	£666	£710

TR-128 info - Width x Depth x Height - 470 x 520 x 1040mm Seat Height - 780mm Weight - 6kg

Trend - Folding Table & Trolley



Trend - Linking



PP Plastics


RAL 1019	RAL 3000	RAL 7012	RAL 9005	RAL 9003
----------	----------	----------	----------	----------

Trend - Optional extras

Code	Description	Price
TP	folding table (wire frame chairs only)	£148
DV	trolley for transport and easy handling of chairs	£776
SR	linking device (wire frame chairs only)	£56
GM	soft gliders for hard floors (4 leg frame chairs only)	£14



Swing
Black
1101



Swing
Grey/White
3102

Trend Fabric Options

Band - A	Band - B	Band - C
DINO	XTREME	SILVERTEX
ERA	STYLE	FAME
ONE	VALENCIA	MAGIC
	CURA	ATHLON PLUS
	ASPECT	
	MILANO	

Trend - Conference & Reception



520-N4 shown

Trend - supplied with a wire skid or 4 leg frame

stackable conference chair, 4 leg or wire steel frame, plastic seat and backrest
choice of plastic colours (black, white, grey, beige or red)

Code	Description	PP
520-N4	chrome wire frame	£273
520-N1	black wire frame	£299
530-K-N4	chrome 4 leg frame	£264
530-K-N1	black 4 leg frame	£290

520 info - Width x Depth x Height - 510 x 540 x 820mm Seat Height - 440mm Weight - 7kg



531-K-N4 shown

Trend - supplied with a wire skid or 4 leg frame

stackable conference chair, 4 leg or wire steel frame, upholstered seat and plastic backrest
choice of plastic colours (black, white, grey, beige or red)

Code	Description	A	B	C
521-N4	chrome wire frame	£304	£317	£340
521-N1	black wire frame	£331	£344	£365
531-K-N4	chrome 4 leg frame	£290	£304	£327
531-K-N1	black 4 leg frame	£317	£331	£354

521 info - Width x Depth x Height - 510 x 540 x 820mm Seat Height - 440mm Weight - 7kg



522-N4 shown

Trend - supplied with a wire skid or 4 leg frame

stackable conference chair, 4 leg or wire steel frame, upholstered seat and backrest
black plastics

Code	Description	A	B	C
522-N4	chrome wire frame	£313	£340	£379
522-N1	black wire frame	£340	£365	£406
532-K-N4	chrome 4 leg frame	£299	£327	£365
532-K-N1	black 4 leg frame	£327	£354	£393

522 info - Width x Depth x Height - 510 x 540 x 820mm Seat Height - 440mm Weight - 7kg



535-K-N4 shown

Trend - supplied with a wire skid or 4 leg frame

stackable conference chair, 4 leg or wire steel frame, upholstered seat and
Swing or Omega mesh backrest, black plastics

Code	Description	A	B	C
525-N4	chrome wire frame	£344	£358	£379
525-N1	black wire frame	£372	£385	£406
535-K-N4	chrome 4 leg frame	£331	£344	£362
535-K-N1	black 4 leg frame	£358	£372	£389

525 info - Width x Depth x Height - 510 x 540 x 820mm Seat Height - 440mm Weight - 7kg

Trend - Conference & Reception



526-N4 shown

Trend - supplied with a wire skid frame

stackable stool, wire steel frame, plastic seat and backrest
choice of plastic colours (black, white, grey, beige or red)

Code	Description	PP
526-N4	chrome wire frame	£376
526-N1	black wire frame	£403

526 info - Width x Depth x Height - 540 x 550 x 1130mm Seat Height - 740mm Weight - 10kg



527-N4 shown

Trend - supplied with a wire skid frame

stackable stool, wire steel frame, upholstered seat and plastic backrest
choice of plastic colours (black, white, grey, beige or red)

Code	Description	A	B	C
527-N4	chrome wire frame	£416	£428	£448
527-N1	black wire frame	£442	£455	£475

527 info - Width x Depth x Height - 540 x 550 x 1130mm Seat Height - 740mm Weight - 10kg



528-N4 shown

Trend - supplied with a wire skid frame

stackable stool, wire steel frame, upholstered seat and backrest
black plastics

Code	Description	A	B	C
528-N4	chrome wire frame	£425	£451	£492
528-N1	black wire frame	£451	£478	£518

528 info - Width x Depth x Height - 540 x 550 x 1130mm Seat Height - 740mm Weight - 10kg



529-N1 shown

Trend - supplied with a wire skid frame

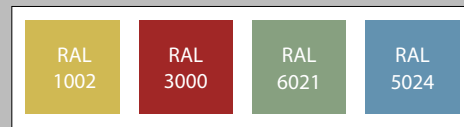
stackable stool, wire steel frame, upholstered seat and
Swing or Omega mesh backrest, black plastics

Code	Description	A	B	C
529-N4	chrome wire frame	£455	£469	£487
529-N1	black wire frame	£483	£495	£514

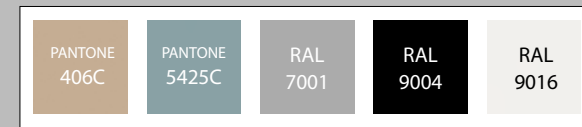
529 info - Width x Depth x Height - 540 x 550 x 1130mm Seat Height - 740mm Weight - 10kg

Chair models are available with arms - Contact our Sales Department

NC Frame Colours



Sky Fresh Shell Colours



Sky Fresh Fabric Options

Band - A	Band - B	Band - C	Band - D
ERA	XTREME	SILVERTEX	SYNERGY
ONE	STYLE	FAME	CRISP
DINO	VALENCIA	MAGIC	CAPTURE
	ASPECT	ATHLON PLUS	MORPHE
	MILANO		

055-Q chairs are not available in VALENCIA and SILVERTEX fabric

Sky Fresh - Conference



050-Q-NC shown

NC Frame colours:
BLUE - RAL 5024
RED - RAL 3000
GREEN - RAL 6021
YELLOW - RAL 1002

Sky Fresh - supplied with a 4 leg frame

stackable conference chair, plastic shell, without armrests, plastic gliders for carpets, 4-leg steel base.
NC colours - red (RAL 3000), blue (RAL5024), green (RAL6021) or yellow (RAL 1002)

Code	Description	PP
050-N4	chrome 4 leg frame	£294
050-N1	black 4 leg frame	£330
050-N0	white 4 leg frame	£330
050-NC	painted 4 leg frame	£334

050 info - Width x Depth x Height - 540 x 510 x 810mm Seat Height - 440mm Weight - 6kg

Sky Fresh - Conference



050-Q-N4/BR-N0 shown

Sky Fresh - supplied with a 4 leg frame

stackable conference chair, plastic shell, plastic gliders, black or white nylon armrests, 4-leg chrome plated, black or white steel base

Code	Description	PP
050-N4/BR-N1	chrome 4 leg frame/black arms	£428
050-N4/BR-N0	chrome 4 leg frame/white arms	£435
050-N1/BR-N1	black 4 leg frame/black arms	£454
050-N0/BR-N0	white 4 leg frame/white arms	£454

050 info - Width x Depth x Height - 590 x 510 x 810mm Seat Height - 440mm Weight - 7kg



052-Q-N4 shown

NC Frame colours:
BLUE - RAL 5024
RED - RAL 3000
GREEN - RAL 6021
YELLOW - RAL 1002

Sky Fresh - supplied with a 4 leg frame

stackable conference chair, plastic shell with upholstered seat pan, no armrests, plastic gliders for carpets, 4-leg steel base. NC colours - red (RAL 3000), blue (RAL5024), green (RAL6021) or yellow (RAL 1002)

Code	Description	A	B	C	D	E
052-N4	chrome 4 leg frame	£348	£363	£377	£392	£461
052-N1	black 4 leg frame	£377	£388	£403	£421	£487
052-N0	white 4 leg frame	£377	£388	£403	£421	£487
052-NC	painted 4 leg frame	£385	£395	£410	£432	£501

052 info - Width x Depth x Height - 540 x 510 x 810mm Seat Height - 450mm Weight - 7kg



052-Q-N0/BR-N0 shown

Sky Fresh - supplied with a 4 leg frame

stackable conference chair, plastic shell with upholstered seat pad, plastic gliders for carpets, black or white nylon armrests, 4-leg chrome plated, black or white steel base

Code	Description	A	B	C	D	E
052-N4/BR-N1	chrome 4 leg frame/black arms	£461	£480	£501	£511	£577
052-N4/BR-N0	chrome 4 leg frame/white arms	£468	£487	£508	£523	£584
052-N1/BR-N1	black 4 leg frame/black arms	£490	£511	£530	£541	£610
052-N0/BR-N0	white 4 leg frame/white arms	£490	£511	£530	£544	£607

052 info - Width x Depth x Height - 590 x 510 x 810mm Seat Height - 450mm Weight - 8kg



055-Q-N1 shown

NC Frame colours:
BLUE - RAL 5024
RED - RAL 3000
GREEN - RAL 6021
YELLOW - RAL 1002

Sky Fresh - supplied with a 4 leg frame

stackable conference chair, fully upholstered shell, no armrests, plastic gliders for carpets, 4-leg teal base. NC colours - red (RAL 3000), blue (RAL5024), green (RAL6021) or yellow (RAL 1002)

Code	Description	A	B	C	D	E
055-N4	chrome 4 leg frame	£457	£490	£537	£577	£730
055-N1	black 4 leg frame	£483	£523	£563	£603	£756
055-N0	white 4 leg frame	£483	£523	£563	£603	£756
055-NC	painted 4 leg frame	£490	£530	£577	£610	£766

055 info - Width x Depth x Height - 540 x 510 x 810mm Seat Height - 450mm Weight - 7kg



055-Q-N0/BR-N0 shown

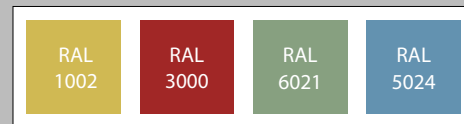
Sky Fresh - supplied with a 4 leg frame

stackable conference chair, fully upholstered shell, black or white nylon armrests, plastic gliders for carpets, 4-leg chrome plated, black or white steel base

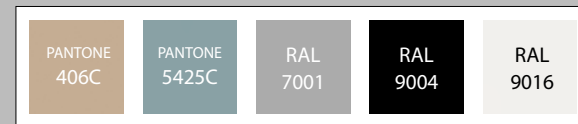
Code	Description	A	B	C	D	E
055-N4/BR-N1	chrome 4 leg frame/black arms	£584	£628	£683	£719	£869
055-N4/BR-N0	chrome 4 leg frame/white arms	£603	£639	£694	£730	£883
055-N1/BR-N1	black 4 leg frame/black arms	£624	£664	£712	£752	£905
055-N0/BR-N0	white 4 leg frame/white arms	£624	£664	£712	£752	£905

055 info - Width x Depth x Height - 590 x 510 x 810mm Seat Height - 450mm Weight - 8kg

NC Frame Colours



Sky Fresh Shell Colours



Sky Fresh - Optional extras

Code	Description	Price
SR	linking device (wire frame chairs only)	£56

Sky Fresh Fabric Options

Band - A	Band - B	Band - C	Band - D
ERA	XTREME	SILVERTEX	SYNERGY
ONE	STYLE	FAME	CRISP
DINO	VALENCIA	MAGIC	CAPTURE
	ASPECT	ATHLON PLUS	MORPHE
	MILANO		

045-Q and 065-Q chairs are not available in VALENCIA and SILVERTEX fabric

Sky Fresh - Conference



040-Q-NC shown

NC Frame colours:
BLUE - RAL 5024
RED - RAL 3000
GREEN - RAL 6021
YELLOW - RAL 1002

Sky Fresh - supplied with a wire frame

stackable conference chair, plastic shell, no armrests, plastic gliders, wire steel frame.
NC colours - red (RAL 3000), blue (RAL5024), green (RAL6021) or yellow (RAL 1002)

Code	Description	PP
040-Q-N4	chrome wire frame	£308
040-Q-N1	black wire frame	£345
040-Q-N0	white wire frame	£345
040-Q-NC	painted wire frame	£348

040 info - Width x Depth x Height - 510 x 540 x 820mm Seat Height - 440mm Weight - 7kg

Sky Fresh - Conference



060-Q-N4 shown

NC Frame colours:
BLUE - RAL 5024
RED - RAL 3000
GREEN - RAL 6021
YELLOW - RAL 1002

Sky Fresh - supplied with a wire frame

barstool, plastic shell, without armrests, seat height 760mm, plastic gliders, wire steel base. NC colours - red (RAL 3000), blue (RAL5024), green (RAL6021) or yellow (RAL 1002)

Code	Description	PP
060-Q-N4-H76	chrome wire frame	£487
060-Q-N1-H76	black wire frame	£556
060-Q-N0-H76	white wire frame	£556
060-Q-NC-H76	painted wire frame	£563

060 info - Width x Depth x Height - 540 x 550 x 1130mm Seat Height - 760mm Weight - 8kg



042-Q-N0 shown

NC Frame colours:
BLUE - RAL 5024
RED - RAL 3000
GREEN - RAL 6021
YELLOW - RAL 1002

Sky Fresh - supplied with a wire frame

stackable conference chair, plastic shell, upholstered seat pad, no armrests, plastic gliders, wire steel base, wire steel frame. NC colours - red (RAL 3000), blue (RAL5024), green (RAL6021) or yellow (RAL 1002)

Code	Description	A	B	C	D	E
042-Q-N4	chrome wire frame	£374	£377	£388	£407	£475
042-Q-N1	black wire frame	£388	£403	£414	£435	£504
042-Q-N0	white wire frame	£388	£403	£414	£435	£504
042-Q-NC	painted wire frame	£395	£410	£428	£443	£511

042 info - Width x Depth x Height - 510 x 540 x 820mm Seat Height - 440mm Weight - 8kg



062-Q-N4 shown

NC Frame colours:
BLUE - RAL 5024
RED - RAL 3000
GREEN - RAL 6021
YELLOW - RAL 1002

Sky Fresh - supplied with a wire frame

barstool, plastic shell, upholstered seat pan, without armrests, seat height 760mm, plastic gliders, wire steel base. NC colours - red (RAL 3000), blue (RAL5024), green (RAL6021) or yellow (RAL 1002)

Code	Description	A	B	C	D	E
062-Q-N4	chrome wire frame	£544	£556	£574	£588	£654
062-Q-N1	black wire frame	£603	£617	£628	£650	£712
062-Q-N0	white wire frame	£603	£617	£628	£650	£712
062-Q-NC	painted wire frame	£617	£628	£643	£661	£726

062 info - Width x Depth x Height - 540 x 550 x 1130mm Seat Height - 760mm Weight - 9kg



045-Q-N1 shown

NC Frame colours:
BLUE - RAL 5024
RED - RAL 3000
GREEN - RAL 6021
YELLOW - RAL 1002

Sky Fresh - supplied with a wire frame

stackable conference chair, fully upholstered shell, no armrests, plastic gliders, wire steel base.
NC colours - red (RAL 3000), blue (RAL5024), green (RAL6021) or yellow (RAL 1002)

Code	Description	A	B	C	D	E
045-Q-N4	chrome wire frame	£468	£508	£551	£588	£744
045-Q-N1	black wire frame	£501	£534	£581	£617	£770
045-Q-N0	white wire frame	£501	£534	£581	£617	£770
045-Q-NC	painted wire frame	£508	£544	£588	£624	£777

045 info - Width x Depth x Height - 510 x 540 x 820mm Seat Height - 440mm Weight - 8kg



065-Q-N4 shown

NC Frame colours:
BLUE - RAL 5024
RED - RAL 3000
GREEN - RAL 6021
YELLOW - RAL 1002

Sky Fresh - supplied with a wire frame

barstool, fully upholstered shell, without armrests, seat height 760mm, plastic gliders, wire steel base. NC colours - red (RAL 3000), blue (RAL5024), green (RAL6021) or yellow (RAL 1002)

Code	Description	A	B	C	D	E
065-Q-N4	chrome wire frame	£672	£712	£756	£792	£941
065-Q-N1	black wire frame	£741	£777	£825	£862	£1010
065-Q-N0	white wire frame	£741	£777	£825	£862	£1010
065-Q-NC	painted wire frame	£752	£792	£839	£872	£1025

065 info - Width x Depth x Height - 540 x 550 x 1130mm Seat Height - 760mm Weight - 9kg

Band - A	Band - B	Band - C	Band - D
ERA	XTREME	FAME	YOREDALE
ONE	STYLE	MAGIC	SYNERGY
	VALENCIA	ATHLON PLUS	CRISP
	CURA		MAIN LINE PLUS
	ASPECT		MAIN LINE FLAX
	MILANO		CAPTURE
			HARMONY
			BLAZER

NC Frame Colours

RAL 1002	RAL 3000	RAL 6021	RAL 5024
----------	----------	----------	----------

Spot - Breakout



Spot - Breakout



SP-500-NC shown

NC Frame colours:
BLUE - RAL 5024
RED - RAL 3000
GREEN - RAL 6021
YELLOW - RAL 1002

Spot - supplied with a 4 leg frame

upholstered stool, seat dia 400mm, seat height 500mm, powder coated steel 4-leg base, plastic gliders for carpets

Code	Description	A	B	C	D
SP-500-N1	black powder coated frame	£368	£376	£383	£390
SP-500-NC	coloured powder coated frame	£383	£390	£401	£408
SP-500-NC info -	Width x Depth x Height - 400 x 400 x 500mm	Seat Height - 470mm		Weight - 6kg	



SP-770-NC shown

NC Frame colours:
BLUE - RAL 5024
RED - RAL 3000
GREEN - RAL 6021
YELLOW - RAL 1002

Spot - supplied with a 4 leg frame

upholstered stool, seat dia 400mm, seat height 770mm, powder coated steel 4-leg base, plastic gliders for carpets, footrest

Code	Description	A	B	C	D
SP-770-N1	black powder coated frame	£463	£470	£480	£487
SP-770-NC	coloured powder coated frame	£477	£484	£496	£510
SP-770-NC info -	Width x Depth x Height - 400 x 400 x 770mm	Seat Height - 740mm		Weight - 8kg	



SP-490-3-NC shown

NC Frame colours:
BLUE - RAL 5024
RED - RAL 3000
GREEN - RAL 6021
YELLOW - RAL 1002



Spot - supplied with a 4 leg frame

upholstered two or three seat bench, 4-leg steel base powder coated, plastic gliders for carpets

Code	Description	A	B	C	D
SP-490-2-N1	2 person - black frame	£859	£899	£950	£994
SP-490-2-NC	2 person - coloured frame	£881	£921	£975	£1019
SP-490-3-N1	3 person - black frame	£1030	£1077	£1138	£1190
SP-490-3-NC	3 person - coloured frame	£1071	£1119	£1177	£1227
SP-490-2-NC info - SP-490-3-NC info -	Width x Depth x Height - 1240 x 470 x 490mm Width x Depth x Height - 1700 x 470 x 490mm	Seat Height - 440mm Seat Height - 440mm		Weight - 20kg Weight - 26kg	

Sunrise & Pin Fabric Options

Band - A	Band - B	Band - C	Band - D
ERA	XTREME	SILVERTEX	YOREDALE
ONE	STYLE	FAME	SYNERGY
DINO	VALENCIA	MAGIC	CRISP
	ASPECT	ATHLON PLUS	CAPTURE
	MILANO		MORPHE
	CURA		

Sunrise chairs with arms are not available in DINO fabric

Flexi Fabric Options

Band - A	Band - B	Band - C	Band - D
ERA	XTREME	SILVERTEX	YOREDALE
ONE	STYLE	FAME	SYNERGY
DINO	VALENCIA	MAGIC	CRISP
	ASPECT	ATHLON PLUS	CAPTURE
	MILANO		MORPHE
	CURA		

NC Frame Colours

RAL 1002	RAL 3000	RAL 6021	RAL 5024
----------	----------	----------	----------

Sunrise & Pin - Conference



152-NC shown

NC Frame colours:
BLUE - RAL 5024
RED - RAL 3000
GREEN - RAL 6021
YELLOW - RAL 1002



Sunrise - supplied with a 4 leg frame

stackable conference chair, fully upholstered shell, easily replaceable plastic gliders for carpets, with or without armrests, black, white, chrome or coloured frame

Code	Description	A	B	C	D	E	F
152-N1	black frame	£316	£352	£387	£426	£573	£634
152/BR-N1	black frame inc arms	£497	£533	£569	£608	£755	£816
152-N0	white frame	£316	£352	£387	£426	£573	£634
152/BR-N0	white frame inc arms	£497	£533	£569	£608	£755	£816
152-N4	chrome frame	£293	£329	£361	£407	£553	£612
152/BR-N4	chrome frame inc arms	£474	£510	£543	£589	£735	£793
152-NC	coloured frame	£325	£358	£394	£437	£583	£641
152/BR-NC	coloured frame inc arms	£507	£539	£575	£618	£764	£823

152-NC info -
152/BR-NC info -

Width x Depth x Height - 550 x 570 x 870mm
Width x Depth x Height - 650 x 570 x 870mm

Seat Height - 440mm
Seat Height - 440mm

Weight - 6kg
Weight - 7kg

Please Note:
Sunrise chairs with
armrests are not
stackable



Sunrise - supplied with a 4 leg wooden legs

conference chair, with or without armrests, 4 legs made of oak, fully upholstered

Code	Description	A	B	C	D	E	F
152-D		£549	£590	£631	£680	£849	£916
152/BR-D		£714	£755	£796	£845	£1014	£1081

152-D info -
152/BR-D info -

Width x Depth x Height - 550 x 570 x 870mm
Width x Depth x Height - 650 x 570 x 870mm

Seat Height - 440mm
Seat Height - 440mm

Weight - 6kg
Weight - 7kg

Please Note:
Sunrise chairs with
armrests are not
stackable



Pin - supplied with a tilting column

Pin height adjustable tilting stool, available in 2 column heights

Code	Description	A	B	C	D
PIN/H730	550-730mm adjustment	£549	£554	£564	£568
PIN/H850	600-850mm adjustment	£549	£554	£564	£568

PIN/H730 info -
PIN/H850 info -

Width x Depth x Height - 400 x 400 x 550/730mm
Width x Depth x Height - 400 x 400 x 600/850mm

Seat Height - 510/680mm
Seat Height - 570/810mm

Weight - 6kg
Weight - 7kg

Flexi - Conference



FLEXI/120-N1 shown



Flexi - supplied with a 4 leg frame

Flexi design conference chair, four leg steel frame, upholstered seat and backrest, choice of NC Frame colours

Code	Description	A	B	C	D
FLEXI/120-N1	black powder coated frame	£515	£545	£590	£621
FLEXI/120-N7	bronze powder coated frame	£523	£554	£598	£631
FLEXI/120-NC-*	coloured powder coated frame	£549	£582	£624	£657

FLEXI/120 info -

Width x Depth x Height - 510 x 560 x 780mm

Seat Height - 430mm

Weight - 8kg

NC Frame colours:
BLUE - RAL 5024
RED - RAL 3000
GREEN - RAL 6021
YELLOW - RAL 1002



FLEXI/122-YELLOW shown



Flexi - supplied with a 4 leg stool

Flexi design high stool, four leg steel frame, upholstered seat and backrest, choice of NC Frame colours

Code	Description	A	B	C	D
FLEXI/122-N1	black powder coated frame	£545	£576	£621	£652
FLEXI/122-N7	bronze powder coated frame	£564	£594	£638	£671
FLEXI/122-NC-*	coloured powder coated frame	£594	£624	£671	£701

FLEXI/122 info -

Width x Depth x Height - 510 x 570 x 1080mm

Seat Height - 750mm

Weight - 9kg

NC Frame colours:
BLUE - RAL 5024
RED - RAL 3000
GREEN - RAL 6021
YELLOW - RAL 1002

Wave 032 Shell Colours

RAL 5018	RAL 3012	RAL 9004	RAL 1019	RAL 9003
-------------	-------------	-------------	-------------	-------------

NC Frame Colours

RAL 1002	RAL 3000	RAL 6021	RAL 5024
-------------	-------------	-------------	-------------

Wave Fabric Options

Band - A	Band - B	Band - C	Band - D
ERA	XTREME	SILVERTEX	YOREDALE
ONE	STYLE	FAME	SYNERGY
	VALENCIA	MAGIC	CRISP
	ASPECT	ATHLON PLUS	CAPTURE
	MILANO		MORPHE
	CURA		

Wave - Meeting



032-Q-N1 shown



032-Q info -

Wave - supplied with a wire frame

conference chair, plastic shell, upholstered seat and backrest pan, steel wire frame

Code	Description	A	B	C	D
032-Q-N4	chrome skid frame	£545	£585	£646	£689
032-Q-N1	black skid frame	£569	£613	£675	£719
032-Q-N0	white skid frame	£569	£613	£675	£719
032-Q-NC	coloured skid frame	£581	£625	£686	£726

Width x Depth x Height - 580 x 550 x 760mm

Seat Height - 430mm

Weight - 9kg

Wave - Meeting



033-Q-N1 shown



033-Q info -

Wave - supplied with a wire frame

conference chair, , upholstered shell, black plastic seat cover, steel wire base, plastic gliders

Code	Description	A	B	C	D
033-Q-N4	chrome skid frame	£585	£613	£661	£715
033-Q-N1	black skid frame	£616	£642	£693	£744
033-Q-N0	white skid frame	£616	£642	£693	£744
033-Q-NC	coloured skid frame	£625	£649	£701	£755

Width x Depth x Height - 590 x 560 x 760mm

Seat Height - 430mm

Weight - 10kg



032-NC shown



032 info -

Wave - supplied with a 4 leg frame

conference chair, plastic shell, upholstered seat and backrest pan, steel 4-leg base

Code	Description	A	B	C	D
032-N1	black 4 leg frame	£493	£536	£602	£642
032-N0	white 4 leg frame	£493	£536	£602	£642
032-NC	coloured 4 leg frame	£505	£548	£609	£649

Width x Depth x Height - 590 x 580 x 780mm

Seat Height - 450mm

Weight - 9kg



033-NC shown



033 info -

Wave - supplied with a 4 leg frame

conference chair, , upholstered shell, black plastic seat cover, steel 4-leg base, plastic gliders

Code	Description	A	B	C	D
033-N1	black 4 leg frame	£540	£566	£616	£668
033-N0	white 4 leg frame	£540	£566	£616	£668
033-NC	coloured 4 leg frame	£552	£576	£628	£682

Width x Depth x Height - 590 x 580 x 780mm

Seat Height - 450mm

Weight - 9kg



032/F90-N1 shown



032/F90 info -

Wave - supplied with a 4 star base

swivel conference chair, plastic shell, upholstered seat and backrest, plastic gliders, 4-star black or white nylon base

Code	Description	A	B	C	D
032/F90-BL	black 4 star base	£609	£649	£711	£751
032/F90-WH	white 4 star base	£625	£664	£726	£769

Width x Depth x Height - 580 x 550 x 760mm

Seat Height - 430mm

Weight - 9kg



033/F90-N1 shown



033/F90 info -

Wave - supplied with a 4 star base

swivel conference chair, fully upholstered shell, easily replaceable plastic gliders for carpets, black plastic seat cover, 4-star black or white nylon base

Code	Description	A	B	C	D
033/F90-BL	black 4 star base	£642	£668	£715	£774
033/F90-WH	white 4 star base	£657	£686	£729	£788

Width x Depth x Height - 590 x 560 x 760mm

Seat Height - 430mm

Weight - 9kg



032/F95-N0 shown



032/F95 info -

Wave - supplied with a 4 star base

swivel conference chair, plastic shell, upholstered seat and backrest, plastic gliders, 4-star nylon black or white base, black or white carpet castors Ø 55 mm

Code	Description	A	B	C	D
032/F95-BL	black 4 star base on castors	£625	£664	£726	£769
032/F95-WH	white 4 star base on castors	£664	£708	£769	£814

Width x Depth x Height - 580 x 550 x 760mm

Seat Height - 430mm

Weight - 9kg



033/F95-N0 shown



033/F95 info -

Wave - supplied with a 4 star base

swivel conference chair, fully upholstered shell, easily replaceable plastic gliders for carpets, black plastic seat cover, 4-star black or white nylon base, carpet castors, Ø 55 mm

Code	Description	A	B	C	D
033/F95-BL	black 4 star base on castors	£657	£686	£729	£788
033/F95-WH	white 4 star base on castors	£697	£722	£769	£828

Width x Depth x Height - 590 x 560 x 760mm

Seat Height - 430mm

Weight - 9kg

Band - A	Band - B	Band - C	Band - D
ERA	XTREME	SILVERTEX	YOREDALE
ONE	STYLE	FAME	SYNERGY
	VALENCIA	MAGIC	CRISP
	ASPECT	ATHLON PLUS	CAPTURE
	MILANO		MORPHE
	CURA		

Melody - Conference



361-Q-N1 shown

Melody - supplied with a wire frame

conference chair, upholstered seat and back rest, without armrests, plastic gliders, steel wire frame base

Code	Description	A	B	C	D
361-Q-N4	chrome wire frame	£514	£537	£570	£591
361-Q-N1	black wire frame	£540	£565	£594	£613
361-Q-N0	white wire frame	£540	£565	£594	£613

361-Q info - Width x Depth x Height - 500 x 500 x 810mm Seat Height - 430mm Weight - 9kg



361-D shown

Melody - supplied with oak legs

fully upholstered shell, without armrests, wooden base, oiled natural oak, no gliders

Code	Description	A	B	C	D
361-D	natural oak legs	£700	£722	£751	£776

361-D info - Width x Depth x Height - 470 x 510 x 810mm Seat Height - 430mm Weight - 9kg



361/F90-BL shown

Melody - supplied with a 4 star base

swivel confrence chair, upholstered seat and backrest, without arms, easily replaceable plastic gliders for carpets, 4-star black or white nylon base

Code	Description	A	B	C	D
361/F90-BL	black 4 star base	£580	£601	£634	£657
361/F90-WH	white 4 star base	£594	£613	£650	£667

361/F90 info - Width x Depth x Height - 490 x 520 x 800mm Seat Height - 420mm Weight - 8kg

Melody - Meeting



360/F70-N6 shown

Melody - supplied with a 4 star base

conference chair, upholstered seat, backrest and arms, 4-star polished aluminium, black or white base, plastic gliders for carpets

Code	Description	A	B	C	D	E	F
360/F70-N6	polished aluminium base	£933	£966	£1020	£1056	£1217	£1337
360/F70-N1	black aluminium base	£988	£1023	£1075	£1115	£1275	£1394
360/F70-N0	white aluminium base	£988	£1023	£1075	£1115	£1275	£1394

360/F70 info - Width x Depth x Height - 580 x 570 x 820mm Seat Height - 440mm Weight - 15kg



360/F75-N1 shown

Melody - supplied with a 4 star base

conference chair, upholstered seat, backrest and arms, 4-star polished aluminium, black or white base, castors for carpets Ø 60 mm

Code	Description	A	B	C	D	E	F
360/F75-N6	polished aluminium base	£952	£988	£1042	£1082	£1242	£1358
360/F75-N1	black aluminium base	£1009	£1046	£1100	£1136	£1297	£1417
360/F75-N0	white aluminium base	£1009	£1046	£1100	£1136	£1297	£1417

360/F75 info - Width x Depth x Height - 580 x 570 x 820mm Seat Height - 440mm Weight - 15kg



360/F90-BL shown

Melody - supplied with a 4 star base

conference chair, upholstered seat, backrest and arms, 4-star black or white nylon base, plastic gliders for carpets

Code	Description	A	B	C	D	E	F
360/F90-BL	black nylon base	£776	£809	£863	£903	£1060	£1184
360/F90-WH	white nylon base	£791	£823	£879	£915	£1075	£1195

360/F90 info - Width x Depth x Height - 580 x 570 x 820mm Seat Height - 440mm Weight - 13kg



360/F95-BL shown

Melody - supplied with a 4 star base

conference chair, upholstered seat, backrest and arms, 4-star black or white nylon base, black or white rubber castors for hard floors, Ø 55 mm

Code	Description	A	B	C	D	E	F
360/F95-BL	black nylon base	£783	£820	£875	£912	£1071	£1191
360/F95-WH	white nylon base	£816	£853	£903	£943	£1104	£1221

360/F95 info - Width x Depth x Height - 580 x 570 x 820mm Seat Height - 440mm Weight - 13kg

Band - A	Band - B	Band - C	Band - D
ERA	XTREME	SILVERTEX	YOREDALE
ONE	STYLE	FAME	SYNERGY
	VALENCIA	MAGIC	CRISP
	ASPECT	ATHLON PLUS	CAPTURE
	MILANO		MORPHE
	CURA		

Melody - Conference



360/F25-N6 shown

Melody - supplied with a 4 star base

swivel conference chair, upholstered seat, backrest and arms, felt anti-scratch glider pads for hard floors, 4-star polished, black or white aluminium base

Code	Description	A	B	C	D	E	F
360/F25-N6	polished aluminium base	£1085	£1118	£1172	£1212	£1369	£1493
360/F25-N1	black aluminium base	£1141	£1176	£1228	£1271	£1427	£1551
360/F25-N0	white aluminium base	£1141	£1176	£1228	£1271	£1427	£1551

360/F25 info -	Width x Depth x Height - 580 x 570 x 810mm	Seat Height - 430mm	Weight - 15kg
----------------	--	---------------------	---------------



360-Q-N4 shown



Melody - supplied with a wire frame

conference chair, upholstered seat, backrest and armrests, plastic gliders, chrome, black or white steel wire frame base

Code	Description	A	B	C	D	E	F
360-Q-N4	chrome steel frame	£718	£751	£806	£846	£1006	£1125
360-Q-N1	black steel frame	£744	£780	£830	£875	£1031	£1148
360-Q-N0	white steel frame	£744	£780	£830	£875	£1031	£1148

360-Q info -	Width x Depth x Height - 580 x 560 x 810mm	Seat Height - 430mm	Weight - 13kg
--------------	--	---------------------	---------------



360-N1 shown



360-K-N7 shown

Melody - supplied with a 4 leg frame

conference chair, upholstered seat, backrest and armrests, plastic gliders, black or steel bronze powder coated 4-leg base

Code	Description	A	B	C	D	E	F
360-N1	black 4 leg frame	£791	£823	£879	£915	£1075	£1195
360-N7	bronze 4 leg frame	£806	£839	£893	£936	£1093	£1212

360 info -	Width x Depth x Height - 580 x 570 x 810mm	Seat Height - 430mm	Weight - 14kg
------------	--	---------------------	---------------

Melody - Meeting



360-D shown



Melody - supplied with a 4 leg frame

conference chair, upholstered seat and backrest, upholstered armrests included in the backrest, wooden base, natural oak, oiled, no gliders

Code	Description	A	B	C	D	E	F
360-D	oak 4 leg frame	£886	£919	£973	£1016	£1172	£1292

360-D info -	Width x Depth x Height - 580 x 580 x 800mm	Seat Height - 420mm	Weight - 13kg
--------------	--	---------------------	---------------



360/FW shown



Melody - supplied with a 4 star base

swivel conference chair, upholstered seat and backrest, upholstered armrests included in the backrest, 4-star ash base, stained black or natural oak, no gliders

Code	Description	A	B	C	D	E	F
360/FW	4 leg frame	£1064	£1104	£1158	£1195	£1355	£1474

360/FW info -	Width x Depth x Height - 580 x 570 x 840mm	Seat Height - 460mm	Weight - 15kg
---------------	--	---------------------	---------------

NC Frame Colours



Optional Extra
Headrest - HO



Polo+, Sunrise & Relax Fabric Options

Band - A	Band - B	Band - C	Band - D	Band - E	Band - F
FLORIDA	XTREME	SILVERTEX	YOREDALE	COMFORT+	LEATHER
ERA	STYLE	FAME	SYNERGY		
ONE	VALENCIA	MAGIC	CRISP		
	URBAN	ATHLON PLUS	MAIN LINE PLUS		
	ASPECT		MAIN LINE FLAX		
	MILANO		CAPTURE		
	CURA		HARMONY		
			BLAZER		

Polo+ - Soft & Relax



NC Frame colours:
BLUE - RAL 5024
RED - RAL 3000
GREEN - RAL 6021
YELLOW - RAL 1002

Polo+ - supplied with a 4 leg frame

conference chair, fully upholstered shell, plastic gliders, steel powder coated 4-leg base

Code	A	B	C	D	E	F
PO-N2	£729	£780	£846	£907	£1108	£1176
PO-NC	£766	£816	£886	£943	£1141	£1209

PO-N info -

Width x Depth x Height - 610 x 580 x 760mm

Seat Height - 420mm

Weight - 9kg

Relax - Soft & Relax



Relax - supplied with an aluminium base

fully-upholstered high backrest swivel armchair, shell made of high quality cold foam reinforced with a steel frame, polished aluminium four-star base

Code	A	B	C	D	E	F
RELAX V	£1233	£1313	£1401	£1485	£1781	£1824
RELAX V-HO (inc headrest)	£1257	£1345	£1448	£1541	£1880	£1944

RELAX V info -

Width x Depth x Height - 760 x 760 x 1010mm

Seat Height - 400mm

Weight - 14kg



Polo+ - supplied with a 4 leg frame

fully-upholstered armchair, one piece shell made of high quality cold foam reinforced with a steel frame, chrome-plated four-leg steel frame

Code	A	B	C	D	E	F
PO-F-N4	£870	£919	£988	£1046	£1249	£1318

PO-F-N4 info -

Width x Depth x Height - 610 x 610 x 790mm

Seat Height - 450mm

Weight - 11kg



Relax - supplied with an aluminium base

fully-upholstered medium backrest swivel armchair, shell made of high quality cold foam reinforced with a steel frame, polished aluminium four-star base

Code	A	B	C	D	E	F
RELAX S	£1190	£1253	£1325	£1393	£1620	£1673

RELAX S info -

Width x Depth x Height - 760 x 710 x 750mm

Seat Height - 400mm

Weight - 12kg



Polo+ - supplied with a 4 leg wooden legs

fully-upholstered armchair, one piece shell made of high quality cold foam reinforced with a steel frame, legs made of oak

Code	A	B	C	D	E	F
PO-D	£931	£975	£1034	£1088	£1261	£1321

PO-D info -

Width x Depth x Height - 610 x 570 x 760mm

Seat Height - 420mm

Weight - 10kg



Relax - supplied with an aluminium base

fully-upholstered swivel footstool for RELAX armchairs, polished aluminium four-star base

Code	A	B	C	D	E	F
RELAX T	£606	£638	£669	£695	£798	£821

RELAX T info -

Width x Depth x Height - 570 x 540 x 410mm

Seat Height - 370mm

Weight - 8kg

Flexi - Soft & Relax



FLEXI/CHL/F25-N6 shown

Flexi - supplied with a 4 star base
fully-upholstered swivel armchair, flexible medium size backrest,
choice of base

Code	Description no arms	A	B	C	D	E	P
FLEXI/CHL/F25-N6	polished aluminium base	£955	£996	£1035	£1066	£1205	£1276
FLEXI/CHL/F25-N1	black powder coated base	£1044	£1083	£1125	£1156	£1294	£1365
FLEXI/CHL/F25-N0	white powder coated base	£1044	£1083	£1125	£1156	£1294	£1365



FLEXI/CHL-BR/F25-N6 shown

Flexi - supplied with a 4 star base
fully-upholstered swivel armchair, flexible medium size backrest,
choice of base

Code	Description with arms	A	B	C	D	E	P
FLEXI/CHL-BR/F25-N6	polished aluminium base & armrests	£1041	£1080	£1121	£1152	£1291	£1360
FLEXI/CHL-BR/F25-N1	black powder coated base & armrests	£1129	£1169	£1210	£1242	£1380	£1450
FLEXI/CHL-BR/F25-N0	white powder coated base & armrests	£1129	£1169	£1210	£1242	£1380	£1450



FLEXI/L/F27-N6 shown

Flexi - supplied with a 4 star base
fully upholstered, swivel lounge armchair, choice of base, supplied with seat cushion

Code	Description no arms	A	B	C	D	E	P
FLEXI/L/F27-N6/PL	polished aluminium base	£1294	£1362	£1441	£1522	£1781	£1920
FLEXI/L/F27-N1/PL	black powder coated base	£1357	£1426	£1506	£1585	£1844	£1983
FLEXI/L/F27-N0/PL	white powder coated base	£1357	£1426	£1506	£1585	£1844	£1983



FLEXI/L TABLET
only compatible with FLEXI/L chair

Code	Description	Price
TP-FLEXI/L/F27-N4	polished aluminium base	£288
TP-FLEXI/L/F27-N1	black powder coated base	£275
TP-FLEXI/L/F27-N0	white powder coated base	£275

Flexi Fabric Options

Band - A	Band - B	Band - C	Band - D	Band - E	Band - F
FLORIDA	XTREME	SILVERTEX	YOREDALE	COMFORT+	LEATHER
ERA	STYLE	FAME	SYNERGY		
ONE	VALENCIA	MAGIC	CRISP		
	URBAN	ATHLON PLUS	MAIN LINE PLUS		
	ASPECT		MAIN LINE FLAX		
	MILANO		CAPTURE		
	CURA		HARMONY		
			BLAZER		



FLEXI/P/D shown

Flexi - supplied with a 4 oak legs
fully upholstered, swivel medium sized armchair, 4 wooden legs

Code	Description no arms	A	B	C	D	E
FLEXI/P/D	oak legs	£929	£974	£1022	£1076	£1236

NOT AVAILABLE IN VALENCIA C5, SILVERTEX OR LEATHER



FLEXI/P/F25-N6 shown

Flexi - supplied with a 4 star base
fully upholstered, swivel medium sized armchair, choice of base

Code	Description no arms	A	B	C	D	E
FLEXI/P/F25-N6	polished aluminium base	£1135	£1179	£1228	£1280	£1443
FLEXI/P/F25-N1	black powder coated base	£1198	£1242	£1291	£1343	£1504
FLEXI/P/F25-N0	white powder coated base	£1198	£1242	£1291	£1343	£1504

NOT AVAILABLE IN VALENCIA C5, SILVERTEX OR LEATHER



FLEXI/XL-BR/F27-N6 shown



Code	Description no arms	A	B	C	D	E	P
FLEXI/XL-BR/F27-N6	polished aluminium base	£1497	£1572	£1645	£1721	£1971	£2207
FLEXI/XL-BR/F27-N1	black powder coated base	£1566	£1640	£1712	£1788	£2040	£2274
FLEXI/XL-BR/F27-N0	white powder coated base	£1566	£1640	£1712	£1788	£2040	£2274

NC Frame Colours



Oslo Fabric Options

Band - A	Band - B	Band - C	Band - D	Band - E
DINO	XTREME	SILVERTEX	YOREDALE	COMFORT+
ERA	STYLE	FAME	SYNERGY	
ONE	VALENCIA	MAGIC	CRISP	
	ASPECT	ATHLON PLUS	MAIN LINE PLUS	
	MILANO		MAIN LINE FLAX	
	CURA		CAPTURE	
			BLAZER	

Oslo - Soft & Relax



Oslo - supplied with a 4 leg steel frame

single or double armchair with fully upholstered shell, no armrests, plastic gliders, 4-leg powder coated frame

NC Frame colours:
BLUE - RAL 5024
RED - RAL 3000
GREEN - RAL 6021
YELLOW - RAL 1002

Code	Description no arms	A	B	C	D	E
OL/K1-N1	single - black 4 leg frame	£894	£953	£1040	£1099	£1335
OL/K1-N7	single - bronze 4 leg frame	£913	£970	£1059	£1120	£1352
OL/K1-NC	single - coloured 4 leg frame	£930	£989	£1076	£1138	£1371
OL/K2-N1	double - black 4 leg frame	£1396	£1486	£1632	£1729	£2115
OL/K2-N7	double - bronze 4 leg frame	£1424	£1515	£1661	£1755	£2141
OL/K2-NC	double - coloured 4 leg frame	£1450	£1540	£1686	£1781	£2166

OL/K1-N info -
OL/K2-N info -

Width x Depth x Height - 680 x 750 x 770mm
Width x Depth x Height - 1320 x 750 x 770mm

Seat Height - 320mm
Seat Height - 320mm

Weight - 10kg
Weight - 21kg



Oslo - supplied with a 4 leg wood frame

single or double armchair, fully upholstered shell, without armrests, 4-leg oak stained ash stool,no gliders

Code	Description no arms	A	B	C	D	E
OL/K1-D	single - wood 4 leg frame	£1135	£1189	£1269	£1321	£1534
OL/K2-D	double - wood 4 leg frame	£1991	£2083	£2217	£2312	£2675

OL/K1-D info -
OL/K2-D info -

Width x Depth x Height - 680 x 760 x 760mm
Width x Depth x Height - 1320 x 760 x 760mm

Seat Height - 310mm
Seat Height - 310mm

Weight - 13kg
Weight - 24kg



Band - A	Band - B	Band - C	Band - D	Band - E	Band - F
ERA	XTREME	SILVERTEX	YOREDALE	COMFORT+	LEATHER
ONE	STYLE	FAME	SYNERGY		
	VALENCIA	MAGIC	CRISP		
	ASPECT	ATHLON PLUS	MAIN LINE PLUS		
	MILANO		MAIN LINE FLAX		
	CURA		CAPTURE		
			MORPHE		

Club - Soft & Relax



Club Sofas

fully-upholstered sofas, shell made of high quality cold foam reinforced with a steel frame

Code	W x D x H	A	B	C	D	E	F
CLUB-K1	810 x 720 x 780	£1341	£1429	£1516	£1612	£1892	£2139
CLUB-K2 (2 seater)	1500 x 720 x 780	£2132	£2254	£2398	£2535	£2953	£3335
CLUB-K1 info - CLUB-K2 info -	Width x Depth x Height - 820 x 720 x 780mm Width x Depth x Height - 1500 x 720 x 780mm	Seat Height - 380mm Seat Height - 380mm		Weight - 21kg Weight - 38kg			



Club Sofas

ottoman, fully upholstered shell, 4-leg base with low grey plastic felt gliders

Code	W x D x H	A	B	C	D	E	F
CLUB-POUF	760 x 510 x 430	£892	£935	£990	£1043	£1210	£1366
CLUB-POUF info -	Width x Depth x Height - 760 x 510 x 430mm	Seat Height - 390mm		Weight - 11kg			

Club - Soft & Relax



Club - 90 degree inverted sofa

modular system element, 90 outer corner, fully upholstered shell, 4-leg base with low grey plastic felt gliders

Code	A	B	C	D	E	F
CL-DR090	£1736	£1837	£1947	£2059	£2393	£2698
CL-DR090 info -	Width x Depth x Height - 850 x 940 x 720mm		Seat Height - 380mm		Weight - 21kg	



Club - 90 degree sofa

modular system element, 90 inner corner, fully upholstered shell, 4-leg base with low grey plastic felt gliders

Code	A	B	C	D	E	F
CL-DR90	£1736	£1837	£1947	£2059	£2393	£2698
CL-DR90 info -	Width x Depth x Height - 820 x 940 x 720mm		Seat Height - 380mm		Weight - 21kg	



CL-K-R shown



CL-K-L shown

Club - outer sofa

modular system element, right or left hand outer chair, fully upholstered shell, 4-leg base with low grey plastic felt gliders

Code	A	B	C	D	E	F
CL-K-R	£1294	£1383	£1467	£1552	£1831	£2062
CL-K-L	£1294	£1383	£1467	£1552	£1831	£2062
CL-K-R or L info -	Width x Depth x Height - 620 x 720 x 780mm		Seat Height - 380mm		Weight - 15kg	



Club - centre sofa

modular system element, center chair, fully upholstered shell, 4-leg base with low grey plastic felt gliders

Code	A	B	C	D	E	F
CL-K	£1294	£1383	£1467	£1552	£1831	£2062
CL-K info -	Width x Depth x Height - 600 x 720 x 720mm		Seat Height - 380mm		Weight - 15kg	

Band - A	Band - B	Band - C	Band - D
ERA	XTREME	SILVERTEX	YOREDALE
ONE	STYLE	FAME	SYNERGY
	VALENCIA	MAGIC	CRISP
	ASPECT	ATHLON PLUS	MAIN LINE PLUS
	MILANO		MAIN LINE FLAX
	CURA		CAPTURE
			HARMONY
			BLAZER

Kubik - Soft & Relax



Kubik - High Back Sofas

fully-upholstered sofas, supplied with full height, 3 panel surround and Black (N1) or Silver (N2) frame

Code	Description	Width x Depth x Height	A	B	C	D
KUBIK BOX/1	single high back sofa	870 x 720 x 1370	£2546	£2740	£3000	£3216
KUBIK BOX/2	2 seater high back sofa	1470 x 720 x 1370	£3217	£3472	£3844	£4102
KUBIK BOX/3	3 seater high back sofa	1870 x 720 x 1370	£3561	£3850	£4294	£4584

Kubik - Soft & Relax



Kubik - Meeting Booth

fully-upholstered meeting booth, supplied with 2 high back sofas, infill panel and integrated meeting table with a Black (N1) or Silver (N2) frame


Code	Description	Width x Depth x Height	A	B	C	D
KBS2	2 person booth with table	2570 x 910 x 1370	£6234	£6736	£7425	£7972
KBS4	4 person booth with table	2570 x 1510 x 1370	£7309	£7933	£8846	£9477
KBS6	6 person booth with table	2570 x 1910 x 1370	£7999	£8691	£9747	£10442

Codes for board finishes:
Walnut (N), Canadian Maple (CM), Japanese Ash (J), Beech (B), Light Oak (LO), Silver (S), Grey (G), White (W), Santiago Cherry (SC), Stone Oak (SO), Black (BL), Anthracite (AN), Verade Oak (VO), Slate (ST), Nebraska Oak (NO), Natural (NA), Nordic (RD), Rustic (R)

Price Band A - Dino & Era


DINO

Composition: 100% Polyester
Weight: 350 g/lm
Width: 140 cm
Abrasion resistance:
Martindale 100 000 cycles
Flammability:
(GB) CRIB 5 EN 1021/1-2



ERA

Composition: 100% Polyester
Weight: 448 g/lm
Width: 140 cm
Abrasion resistance:
Martindale 100 000 cycles
Light Fastness: EN ISO 105-B02
Fastness of rubbing: EN ISO 150x12
Pilling: 5
Flammability: EN 1021/1-2




Price Band B - Xtreme

XTREME

Composition: 100% Polyester Xtreme FR
Weight: 434 g/lm
Width: 140 cm
Abrasion resistance:
Martindale 100 000 cycles
Flammability:
(GB) CRIB 5, (D)B1 EN 1021/1-2


STOCK COLOURS



Price Band B - Style, Aspect & Valencia


STYLE

Composition: 100% Polyester
Weight: 530 g/lm
Width: 150 cm
Abrasion resistance:
Martindale 80000 cycles BS EN ISO 12945-2
Flammability:
B 3825 EN 1021 1&2



ASPECT

Composition: 75% Trevira CS / 25% Polyester
Weight: 325 g/lm
Width: 140 cm
Abrasion resistance:
Martindale 55000 cycles BS EN ISO 12947-2: 1998
Flammability:
B 3825 EN 1021 1&2



Price Band C - Silvertex & Fame


SILVERTEX

Composition: PVC
Weight: 685 g/m²
Width: 140 cm
Abrasion resistance:
Martindale 100 000 cycles EN ISO 12947:1999
Flammability:
EN ISO 1021-1, EN ISO 1021-2
Features
Antibacterial protection
Resistance to blood, urine and oil



FAME

Composition: 95% Wools of New Zealand / 5% Polyamide
Weight: 630 g/m²
Width: 140 cm
Abrasion resistance:
Martindale 200 000 cycles EN ISO 12947-2
Flammability:/
BS EN 1021 1&2 Crib 5 ÖNORM B 3825-B1-3800Q1 UK



Price Band D - Blazer & Crisp


SYNERGY

Composition: 95% Virgin Wool / 5% Polyamide
Weight: 400 g/m²
Width: 140 cm
Abrasion resistance:
Martindale 150 000 cycles BS EN ISO 12947-2:1998
Flammability:
BS EN 1021 1&2
UNI 9175 Classe 1 IM
BS 7176 LOW HAZARD
NF D 60-013
ÖNORM B 3825 & A3800-1



CRISP

Composition:
93% Wool, 7% Polyamide
Weight: 460 g/lm
Width: 140 cm
Abrasion resistance:
Martindale 200 000 cycles, ISO 12947-2
Flammability:
BS 5852 source 0, EN 1021 1&2



Price Band E - Comfort+

COMFORT+

Composition:
88% Polyester, 12% Polyurethane
Weight: 385 g/lm
Width: 140 cm
Abrasion resistance:
Martindale 150 000 cycles, ISO 12947-2
Flammability:
B 3825 B1, BS 5852 source 0, EN 1021 1&2



Price Band F - Leather

LEATHER


Composition:
100% Leather
Weight: 950 g/m²



Price Band - Nets & Rib


NET

Composition: 70% Polyvinyl - 30% Polyester
Weight: 560 g/lm
Width: 190 cm
Abrasion resistance:
Martindale 100 000 cycles




RIB

Composition: 58% Polyamid, 34% Polyester, 8% Polyacryl
Weight: 250 g/m²
Width: 160 cm
Abrasion resistance:
Martindale 190 000 cycles
EN ISO 12947-2
Flammability: EN 1021-1




Colour Swatches 2024

Board finishes - 25mm & 18mm



Pastel Colours - 18mm Only (Storage Doors & Fascias, Matrix Accessories)



Please note: Due to printing limitations we recommend that you request a wood sample card before ordering

Trim finishes

Some Imperial furniture ranges are available from 2 frame finish bands.

Band 1 finishes are standard colour options across all Imperial product ranges.

Band 2 finishes are available on specific product ranges and subject to a **£85 nett** surcharge **per order**. Please add **the surcharge code** as a line item to your Purchase Order for each Band 2 frame finish.

The £85 surcharge is applied to each Band 2 frame finish per order.

Band 2 finishes are subject to a minimum 4 week leadtime.

BAND 1 Frame Finishes



BAND 2 Frame Finishes (Band 2 product codes have a suffix of .B2. Please specify frame finish when ordering)



Please note: Only specific furniture ranges are available with a Band 2 frame finish

Contrasting Edging - Contact our Specials Department



Accreditation & Certification 2024

Accreditation & Certification 2024

At Imperial Office Furniture we are constantly striving for further accreditation for both our business practice and products alike. These accreditations show the high standards we put forward to our customers, therefore allowing our furniture to be specified in contracts where such standards are required.



ISO 9001:2015
Quality
Management
System



ISO 14001:2015
Environmental
Management
System



ISO 45001:2018
Health and Safety
Management
System



FSC Chain of
Custody Standard
(TT-COC-007000)



FIRA Gold
Installation



Commercial
Interiors UK

FIRA Tested



FIRA Membership



Sirius
Radial Workstation



Odyssey
Radial Workstation



Pure
Combination
Workstation



Veta
2 Person Cluster



iBench
4 Person Cluster



Freedom Lite
Workstation



Side Opening
Tambour Cupboard



Desk High
Pedestal



Hoop Leg
Escape Bench



Panel End
Escape Bench

Environment Policy Statement

At Imperial Office Furniture we define the Scope of our ISO 14001:2015 Environmental Management System to be 'the manufacture and supply of office furniture'.

Within the scope we are committed to continuously pursue opportunities to reduce our consumption of resources, to avoid waste and to comply with all environmental legislation and regulatory requirements in order to protect the environment.

Top management endorses this policy and ensures it is compatible with the context and strategic direction of the Company. Top management are accountable for the effectiveness of the environmental management system (EMS) and are responsible for ensuring that it is communicated, understood, implemented and maintained at all levels within the Company and ultimately, that it achieves its intended outcomes.

Top management promotes and is committed to continual improvements of the EMS to enhance environmental performance. This is facilitated through the setting of documented environmental objectives based on our significant environmental aspects and compliance obligations. Action plans have been set to achieve objectives and are maintained as part of the EMS internal auditing, monitoring and management review processes. The results of which are communicated to interested parties, where appropriate.

Imperial was certified by the Forest Stewardship Council® "FSC®" in 2019, this enables the sourcing and manufacturing of chipboard for all desking and storage products to be FSC® Mix 70%. This contributes to reducing the impacts of climate change as this protects forests from conversion to other land uses such as agriculture. Introducing management practices that maintain the integrity of the forest and restoring degraded forests.

We are committed to minimising the impact of our operations on the environment by ensuring that we achieve the following:

- Protects the natural environment from harm and degradation.
- Prevents pollution and meets other specific relevant commitments including sustainable resource use.
- Complies with all compliance obligations, where these relate to our environmental aspects.
- Directors, management and supervisory staff have responsibilities for the implementation of the policy and ensure that environmental issues are given adequate consideration in the planning and day-to-day operations of all activities.
- Provides employees and others with the resources needed for the EMS, including support and encouragement to fulfil the requirements, commensurate with their role.
- Strives to integrate the EMS into all business processes.
- Minimises waste to landfill by segregating and recycling waste where economically and operationally feasible.
- Co-ordinates business transport so as to reduce fuel consumption.
- Uses energy, water, materials and other natural resources as efficiently as possible.
- Ensures that the environment is considered in the procurement of products and services.
- Work with suppliers and customers to ensure the best environmental practice is adopted in all of our activities, so far as is reasonably practicable.



Services

Cad Planning

Space planning is an essential part of the modern day office. With our team of highly skilled cad designers we aim to fulfill the planning requirements of all our clients. Our planning service ranges from detailed 2D cad plans to impressive 3D renders. All plans are produced to the highest standard creating the most stylish yet practical working environment.



Website

The Imperial Office Furniture website, the ultimate hub of information. Whether you are looking for new products, the latest news, or simply inspiration for your workspace, head over to our website.

Hosting extensive downloadable content and a fully responsive layout for all desktop and mobile devices, the Imperial website is extremely beneficial to the Imperial dealer network.



Check us out at:
www.imperialfurniture.co.uk



Showroom

Our 4000sq ft Manchester Showroom has been open to our dealers since late 2015 and has been a very successful addition to Imperials' Services. With a wide array of our latest furniture and seating on display we are constantly updating our portfolio to follow the ever changing office furniture market. Located only a 5 minute walk from Piccadilly train station offers easy access from anywhere in Mainland UK.

We can be found at **9 Portland street, Manchester, M1 3BE.**
Please contact your Area Sales Manager to arrange a visit.



Delivery & Installation

Imperial have successfully developed a unique delivery and installation service, now in its eighth year, our nationwide facility continues to grow at a rapid rate with our dealer partners across mainland UK.

Our experienced installation teams undergo a four week product training programme at our factory to ensure every installation is performed in a professional and efficient manner.

Please contact our Installation Manager or email install@imperialfurniture.co.uk with any enquiries.



Sales, Customer services and After sales

Imperial Office Furniture employs field Area Sales Managers covering all parts of mainland U.K. Their core responsibility is to provide support to our dealer base with a hands on approach.

A varied range of support is on hand, from product training, site visits and surveys, assisting with quotations, joint presentations to end user clients and ongoing updates with information and all current literature.



Terms & Conditions

Imperial Office Furniture Limited – Standard Terms of Sale

1 Interpretation

1.1 In these Terms:
“Customer” means the person who accepts Imperial’s Written quotation for the sale of the Goods or whose Written order for the Goods is accepted by Imperial;
“Goods” means the goods (including any instalment of the goods or any parts for them) which Imperial is to supply in accordance with these Terms;
“Imperial” means Imperial Office Furniture Limited (registered in England under number 03858693);
“Contract” means the contract for the sale and purchase of the Goods;
“Order” means the Customer’s order for the Goods, as set out in the Customer’s purchase order form, or the Customer’s written acceptance of Imperial’s quotation as the case may be;
“Terms” means the standard terms of sale set out in this document and (unless the context otherwise requires) includes any special terms agreed in Writing between the Customer and Imperial;
“Writing”, and any similar expression, includes facsimile transmission and electronic mail but not other forms of electronic communication.
1.2 A reference in these Terms to a provision of a statute shall be construed as a reference to that provision as amended, re-enacted or extended at the relevant time.
1.3 The headings in these Terms are for convenience only and shall not affect their interpretation.

2 Basis of the sale

2.1 These Terms shall govern and apply to the Contract to the exclusion of any other terms that the Customer seeks to impose or incorporate, or which are implied by trade, custom, practice or course of dealing.
2.2 No variation to these Terms shall be binding unless agreed in Writing between the authorised representatives of the Customer and Imperial.
2.3 Imperial’s employees or agents are not authorised to make any representations concerning the Goods unless confirmed by Imperial in Writing. In entering into the Contract the Customer acknowledges that it does not rely on any such representations which are not so confirmed, but nothing in these Terms affects the liability of either party for fraudulent misrepresentation.
2.4 Any advice or recommendation given by Imperial or its employees or agents to the Customer or its employees or agents as to the storage, application or use of the Goods which is not confirmed in Writing by Imperial is followed or acted upon entirely at the Customer’s own risk, and accordingly Imperial shall not be liable for any such advice or recommendation which is not so confirmed.
2.5 Any typographical, clerical or other error or omission in any sales literature, quotation, price list, acceptance of offer, invoice or other document or information issued by Imperial shall be subject to correction without any liability on the part of Imperial.

3 Orders and specifications

3.1 The Order constitutes an offer by the Customer to purchase the Goods in accordance with these Terms.
3.2 No order submitted by the Customer shall be deemed to be accepted by Imperial unless and until confirmed in Writing by Imperial’s authorised representative, at which point the Contract shall come into existence.
3.3 A quotation for the Goods given by Imperil shall not constitute an offer. A quotation shall only be valid for a period of 30 days from its date of issue.
3.4 The Customer shall be responsible to Imperial for ensuring the accuracy of the terms of any order (including any applicable specification) submitted by the Customer, and for giving Imperial any necessary information relating to the Goods within a sufficient time to enable Imperial to perform the Contract in accordance with its terms.
3.5 The quantity and description of the Goods shall be as set out in the Order.
3.6 The quality of the Goods and any specification for them shall be as set out in Imperial’s published literature for the Goods current at the date of the Contract.
3.7 Imperial reserves the right to make any changes in the specification of the Goods which are required to conform with any applicable statutory, regulatory or E.U. requirements or, where the Goods are to be supplied to Imperial’s specification, which do not materially affect their quality or performance.
3.8 No order which has been accepted by Imperial may be cancelled by the Customer except with the agreement in Writing of Imperial and on terms that the Customer shall indemnify Imperial in full against all loss (including loss of profit), costs (including the cost of all labour and materials used), damages, charges and expenses incurred by Imperial as a result of cancellation.

4 Price of the goods

4.1 The price of the Goods shall be the price state in the Order or, where no price has been quoted (or a quoted price is no longer valid), the price listed in Imperial’s published price list current at the date of the Contract.
4.2 Imperial reserves the right, by giving Written notice to the Customer at any time before delivery, to increase the price of the Goods to reflect any increase in the cost to Imperial which is due to any factor beyond the control of Imperial (such as, without limitation, any foreign exchange fluctuation, currency regulation, alteration of duties, significant increase in the costs of labour, materials or other costs of manufacture), any change in delivery dates, quantities or specifications for the Goods which is requested by the Customer, or any delay caused by any instructions of the Customer or failure of the Customer to give Imperial adequate information or instructions.
4.3 Except as otherwise stated in the Order or in any price list of Imperial, and unless otherwise agreed in Writing between the Customer and Imperial, all prices are given by Imperial on an ex works basis, and where Imperial agrees to deliver the Goods otherwise than at Imperial’s premises, the Customer shall be liable to pay Imperial’s charges for transport, packaging and insurance.
4.4 The price is exclusive of any applicable value added tax, which the Customer shall be additionally liable to pay to Imperial at the prevailing rate.

5 Terms of payment

5.1 Imperial may invoice the Customer for the Goods on or at any time after completion of delivery or collection.

5.2 Unless otherwise agreed in Writing between the Customer and Imperial, the Customer shall pay the invoice in full and in cleared funds on 30 days end of month.
5.3 The time of payment of the price shall be of the essence of the Contract. Receipts for payment will be issued only upon request.
5.4 If the Customer fails to make any payment on the due date then, without limiting any other right or remedy available to Imperial, Imperial may:
5.4.1 cancel the contract or suspend any further deliveries to the Customer;
5.4.2 appropriate any payment made by the Customer to such of the Goods (or the goods supplied under any other contract between the Customer and Imperial) as Imperial may think fit (notwithstanding any purported appropriation by the Customer);
5.4.3 charge the Customer interest on the amount unpaid at the rate of 4% per annum above the Bank of England’s base rate from time to time, but at 4% per annum for any period when that base rate is below 0%. Such interest shall accrue on a daily basis from the due date until actual payment of the overdue amount whether before or after judgment. The Customer shall pay the interest together with the amount unpaid.

6 Delivery

6.1 Delivery of the Goods shall be made by the Customer collecting the Goods at Imperial’s premises at any time after Imperial has notified the Customer that the Goods are ready for collection or, if some other place for delivery is agreed by Imperial, by Imperial delivering the Goods to that place.
6.2 Any dates quoted for delivery of the Goods are approximate only and Imperial shall not be liable for any delay in delivery of the Goods however caused. Time for delivery shall not be of the essence of the Contract unless previously agreed by Imperial in Writing. The Goods may be delivered by Imperial in advance of the quoted delivery date on giving reasonable notice to the Customer.
6.3 Where the Goods are to be delivered in instalments, each delivery shall constitute a separate contract and failure by Imperial to deliver any one or more of the instalments in accordance with these Terms or any claim by the Customer in respect of any one or more instalments shall not entitle the Customer to treat the Contract as a whole as repudiated.
6.4 If Imperial fails to deliver the Goods (or any instalment) for any reason other than any cause beyond Imperial’s reasonable control or the Customer’s fault, and Imperial is accordingly liable to the Customer, Imperial’s liability shall be limited to the excess (if any) of the cost to the Customer (in the cheapest available market) of similar goods to replace those not delivered over the price of the Goods.
6.5 If the Customer fails to take delivery of the Goods or fails to give Imperial adequate delivery instructions at the time stated for delivery (otherwise than by reason of any cause beyond the Customer’s reasonable control or by reason of Imperial’s fault) then, without limiting any other right or remedy available to Imperial, Imperial may:
6.5.1 store the Goods until actual delivery and charge the Customer for the reasonable costs (including insurance) of storage; or
6.5.2 sell the Goods at the best price readily obtainable and (after deducting all reasonable storage and selling expenses) account to the Customer for the excess over the price under the Contract or charge the Customer for any shortfall below the price under the Contract.

7 Installation

Where Imperial has agreed in Writing to install the Goods:
7.1 Before the due delivery date the Customer must;
7.1.1 ensure that any works which should properly be carried out and completed before the Goods are installed (including, without limitation, those to or in respect of: floors and floor coverings; walls, ceilings and decorations; cabling, pipework and ductwork; and, fittings, equipment and apparatus for IT, electrical, telecommunications, heating, lighting and other services) are so carried out and completed;
7.1.2 inform Imperial of any problems Imperial or its agents or its sub-contractors may encounter in gaining access to the premises or any part of the premises in which the Goods are to be installed;
7.1.3 ensure that the part or parts of the premises in or on which the Goods are to be installed are clear, clean and fully accessible; and
7.1.4 ensure Imperial has access to a safe electricity supply sufficient for Imperial’s purposes;
7.2 If Imperial’s performance of any of its obligations under the Contract is prevented or delayed by any act or omission by the Customer or failure by the Customer to perform any relevant obligation (“Customer Default”):
7.2.1 without limiting or affecting any other right or remedy available to it, Imperial shall have the right to suspend performance of the installation of the Goods until the Customer remedies the Customer Default, and to rely on the Customer Default to relieve it from the performance of any of its obligations in each case to the extent the Customer Default presents or delays Imperial’s performance of any of its obligations;
7.2.2 Imperial shall not be liable for any costs or losses sustained or incurred by the Customer arising directly or indirectly from Imperial’s failure or delay to perform any of its obligations as set out in this clause 7.2; and
7.2.3 Imperial reserves the right to recover from the Customer all costs and expenses incurred by Imperial as a result of the Customer’s failure to comply with these obligations.
7.3 Unless otherwise agreed in Writing between the Customer and Imperial, any goods or chattels of the Customer which are to be removed or replaced by or in the course of installation of the Goods shall upon removal or replacement belong to and be the absolute property of Imperial who shall be free to use or dispose of the same as Imperial sees fit.
7.4 Any dates quoted for installation of the Goods are approximate only and Imperial shall not be liable for any delay in installation however caused. Time for installation shall not be of the essence of the Contract unless previously agreed by Imperial in Writing. The Goods may be installed by Imperial in advance of the quoted date upon giving reasonable notice to the Customer.
7.5 Once installation of the Goods is completed;
7.5.1 Imperial will leave the site and the premises clear of all rubbish and unused materials which had been brought to the site by Imperial or its agents, employees or subcontractors; and
7.5.2 the Customer will be asked to sign an acceptance form to confirm its acceptance of the Goods. The Customer must inspect the Goods thoroughly and test any fittings and fixtures to ensure that it is satisfied with them. If the Customer finds any faults it must note them on the acceptance form.

8 Risk and property

8.1 Risk of damage to or loss of the Goods shall pass to the Customer:
8.1.1 in the case of Goods to be delivered at Imperial’s premises, at the time when Imperial notifies the Customer that the Goods are available for collection; or
8.1.2 in the case of Goods to be delivered otherwise than at Imperial’s premises (but not installed by Imperial), at the time of delivery or, if the Customer wrongfully fails to take delivery of the Goods, the time when Imperial has tendered delivery of the Goods; or
8.1.3 in the case of Goods to be delivered and installed by Imperial, at the time when Imperial or its agents or sub-contractors inform the Customer that the Goods have been installed or, if the Customer wrongfully fails to allow Imperial or its agents or sub-contractors to install the Goods, the time when Imperial or its agents or sub-contractors inform the Customer that they are ready and willing to install the Goods.
8.2 Notwithstanding delivery, installation and the passing of risk in the Goods, or any other provision of these Terms, ownership of the Goods shall not pass to the Customer until Imperial has received in full (in cash or cleared funds) all sums due to it in respect of:
8.2.1 the Goods; and
8.2.2 all other sums which are or which become due to Imperial from the Customer on any account.
3 Until ownership of the Goods has passed to the Customer, the Customer shall:
8.3.1 hold the Goods on a fiduciary basis as Imperial’s bailee;
8.3.2 store the Goods (at no cost to Imperial) separately from all other goods of the Customer or any third party in such a way that they remain readily identifiable as Imperial’s property;
8.3.3 not destroy, deface or obscure any identifying mark or packaging on or relating to the Goods; and
8.3.4 maintain the Goods in satisfactory condition and keep them insured on Imperial’s behalf for their full price against all risks to the reasonable satisfaction of Imperial. On request the Customer shall produce the policy of insurance to Imperial.
8.4 The Customer may resell the Goods before ownership has passed to it solely on the following conditions:
8.4.1 any sale shall be effected in the ordinary course of the Customer’s business at full market value; and
8.4.2 any such sale shall be a sale of Imperial’s property on the Customer’s own behalf and the Customer shall deal as principal when making such a sale.
8.5 The Customer’s right to possession of the Goods shall terminate immediately if:
8.5.1 the Customer has a bankruptcy order made against him or makes an arrangement or composition with his creditors, or otherwise takes the benefit of any statutory provision for the time being in force for the relief of insolvent debtors, or (being a body corporate) convenes a meeting of creditors (whether formal or informal), or enters into liquidation (whether voluntary or compulsory) except a solvent voluntary liquidation for the purpose only of reconstruction or amalgamation, or has a receiver and/or manager, administrator or administrative receiver appointed of its undertaking or any part thereof, or documents are filed with the court for the appointment of an administrator of the Customer or notice of intention to appoint an administrator is given by the Customer or its directors or by a qualifying floating charge holder (as defined in paragraph 14 of Schedule B1 to the Insolvency Act 1986), or a resolution is passed or a petition presented to any court for the winding-up of the Customer or for the granting of an administration order in respect of the Customer, or any proceedings are commenced relating to the insolvency or possible insolvency of the Customer; or
8.5.2 the Customer suffers or allows any execution, whether legal or equitable, to be levied on his/ its property or obtained against him/it, or fails to observe or perform any of his/its obligations under the Contract or any other contract between Imperial and the Customer, or is unable to pay its debts within the meaning of section 123 of the Insolvency Act 1986 or the Customer ceases to trade; or
8.5.3 the Customer encumbers or in any way charges any of the Goods.
8.6 Imperial shall be entitled to recover payment for the Goods notwithstanding that ownership of any of the Goods has not passed from Imperial.
8.7 The Customer grants Imperial, its agents and employees an irrevocable licence at any time to enter any premises where the Goods are or may be stored in order to inspect them, or, where the Customer’s right to possession has terminated, to recover them.
8.8 Where Imperial is unable to determine whether any Goods are the goods in respect of which the Customer’s right to possession has terminated, the Customer shall be deemed to have sold all goods of the kind sold by Imperial to the Customer in the order in which they were invoiced to the Customer.
8.9 On termination of the Contract, howsoever caused, Imperial’s (but not the Customer’s) rights contained in this Clause 9 shall remain in effect.

9 Warranties and Limitation of Liability

9.1 Subject to the following provisions Imperial warrants that the Goods will correspond with their specification at the time of delivery and will be free from defects in material and workmanship for a period of 5 (five) years from delivery.
9.2 The above warranty is given by Imperial subject to the following conditions:
9.2.1 Imperial shall be under no liability in respect of any defect arising from wilful damage, negligence, misuse or alteration as a result of a third party installing the Goods (unless installed by Imperial pursuant to clause 9);
9.2.2 Imperial shall be under no liability in respect of any defect arising from fair wear and tear, wilful damage, negligence, abnormal working conditions, failure to follow Imperial’s instructions (whether oral or in Writing), misuse or alteration or repair of the Goods without Imperial’s approval;
9.2.3 Imperial shall be under no liability under the above warranty (or any other warranty, condition or guarantee) if the total price for the Goods has not been paid by the due date for payment;
9.2.4 the above warranty does not extend to parts, materials or equipment not manufactured by Imperial, in respect of which the Customer shall only be entitled to the benefit of any such warranty or guarantee as is given by the manufacturer to Imperial;
9.2.5 Imperial shall be under no liability under the above warranty (or any other warranty, condition or guarantee) if the claim is not notified to them before the expiry of the warranty period;
9.2.6 the Customer must co-operate fully with Imperial and assist it in determining the validity of any claim under the above warranty and in particular, but without limitation, Imperial shall be entitled to require the Customer to return the Goods (at the Customer’s risk and expense in all respects) to Imperial for such purposes (subject only to Imperial reimbursing to the Customer the reasonable and proper costs of transport and insurance in the event that the warranty claim is found to be valid);
9.2.7 where Imperial replace any Goods (or any part or parts thereof) under the warranty in clause

9.1, such warranty shall only apply to the replacement Goods (or the part or parts in question) for the remainder of the period of the warranty applicable to the Goods (or the part or parts in question) so replaced.
9.3 Where a valid claim in respect of any of the Goods under the warranty in clause 9.1, Imperial may repair or replace the Goods (or the part in question) free of charge or, at Imperial’s sole discretion, refund to the Customer the price of the Goods (or a proportionate part of the price), in which case Imperial shall have no further liability to the Customer.
9.4 Nothing in these Terms shall limit or exclude Imperial’s liability for:
9.4.1 death or personal injury caused by its negligence, or the negligence of its employees, agents or subcontracts (as applicable);
9.4.2 fraud or fraudulent misrepresentation;
9.4.3 breach of the terms implied by section 12 of the Sale of Goods Act 1979;
9.4.4 defective products under the Consumer Protection Act 1987; or
9.4.5 any matter in respect of which it would be unlawful for Imperial to exclude or restrict liability.
9.5 Subject to clause 9.4:
9.5.1 Imperial shall under no circumstances whatsoever be liable to the Customer, whether in contract, tort (including negligence), breach of statutory duty, or otherwise, for any loss of profit, or any indirect or consequential loss arising under or in connection with the Contract; and
9.5.2 Imperial’s total liability to the Customer in respect of all other losses arising under or in connection with the Contract, whether in contract, tort (including negligence), breach of statutory duty, or otherwise, shall in no circumstances exceed the price of the Goods.
9.6 Imperial shall not be liable to the Customer or be deemed to be in breach of the Contract by reason of any delay in performing, or any failure to perform, any of Imperial’s obligations in relation to the Goods, if the delay or failure was due to any cause beyond Imperial’s reasonable control. Without limiting the foregoing, the following shall be regarded as causes beyond Imperial’s reasonable control:
9.6.1 Act of God, explosion, flood, tempest, fire or accident;
9.6.2 war or threat of war, sabotage, insurrection, civil disturbance or requisition;
9.6.3 acts, restrictions, regulations, bye-laws, prohibitions or measures of any kind on the part of any governmental, parliamentary or local authority;
9.6.4 import or export regulations or embargoes;
9.6.5 strikes, lock-outs or other industrial actions or trade disputes (whether involving employees of Imperial or of a third party);
9.6.6 difficulties in obtaining raw materials, labour, fuel, parts or machinery;
9.6.7 power failure or breakdown in machinery.

10 Termination

10.1 Without limiting its other rights or remedies, Imperial may terminate this Contract with immediate effect by giving written notice to the Customer if:
10.1.1 the Customer commits a material breach of any term of the Contract and (if such a breach is remediable) fails to remedy that breach within 7 days of that party being notified in writing to do so;
10.1.2 the Customer takes any step or action in connection with its entering administration, provisional liquidation or any composition or voluntary arrangement with its creditors (other than in relation to a solvent restructuring), being wound up (whether voluntarily or by order of the court, unless for the purpose of solvent restructuring), having a receiver appointed to any of its assets or ceasing to carry on business, or (being an individual or firm) becomes bankrupt; or
10.1.3 the Customer suspends, threatens to suspend, ceases, or threatens to cease, to carry on all or a substantial part of its business; or
10.1.4 the Customer’s financial position deteriorates to such an extent that in Imperial’s opinion the Customer’s capability to adequately fulfil its obligations under the Contract has been placed in jeopardy; or
10.1.5 Imperial reasonably apprehends that any of the events mentioned above is about to occur in relation to the Customer and notifies the Customer accordingly.
10.2 Without limiting any other right or remedy available to Imperial, Imperial may suspend provision of the Goods or any further deliveries under the Contract without any liability to the Customer if the Customer becomes subject to any of the events listed in clause 10.1.1 to 10.1.5, or if the Customer fails to pay any amount due under this Contract on the due date for payment.
10.3 Without limiting its other rights or remedies, Imperial may terminate the Contract with immediate effect by giving written notice to the Customer if the Customer fails to pay any amount due under the Contract on the due date for payment.
10.4 On termination of the Contract for any reason, if the Goods have been delivered but not paid for, the price shall become immediately due and payable notwithstanding any previous agreement or arrangement to the contrary.
10.5 Termination of the Contract shall not affect any of the parties’ rights and remedies that have accrued as at termination, including the right to claim damages in respect of any breach of this Contract that existed at or before the date of termination.
10.6 Any provision of the Contract that expressly or by implication is intended to come into or continue in force on or after termination shall remain in full force and effect.

11 General

11.1 A notice required or permitted to be given by either party to the other under these Terms shall be in Writing addressed to that other party at its registered office or principal place of business or such other address as may at the relevant time have been notified pursuant to this provision to the party giving the notice.
11.2 No waiver by Imperial of any breach of the Contract by the Customer shall be considered as a waiver of any subsequent breach of the same or any other provision.
11.3 If any provision of the Contract is held by a court or other competent authority to be invalid or unenforceable in whole or in part the validity of the other provisions of the Contract and the remainder of the provision in question shall not be affected.
11.4 The Contract shall be governed by the laws of England, and the Customer agrees to submit to the non-exclusive jurisdiction of the English courts.

Please note:

All finished items that are not manufactured by Imperial Office Furniture Limited are subject to the external manufacturers own terms and conditions of sale.



IMPERIAL

OFFICE FURNITURE

Head Office

Bankfield Business Park,
Quebec Street, Bolton.
BL3 5JN

Manchester Showroom

9 Portland Street,
Manchester,
M1 3BE

Tel: 01204 364602
imperialfurniture.co.uk