

Rio

Rio constitutes a dynamic and functional office furniture range, delicately combining melamine and glass worktops with metal desk structures. With an extensive pallet of available finishes it makes for a modern and inviting workspace.



"I wanted a desk designed with style, conveying a dynamic and colourful image. Rio is the perfect choice as it offers all this and more."

SOPHIE GRAVOT Head of DTP



Straight to the point



Availability of co-ordinating pieces facilitates
a straightforward organisation of your workspace




Shade card

3 choices of finish for melamine worktops



RI
Light
oak



RL
Amber
walnut



MJ
Chocolate
wenge

4 choices of finish for glass tops



GS
White



GU
Mouse grey



GT
Ruby



GJ
Cappuccino


3 choices of finish for structures



SO
White



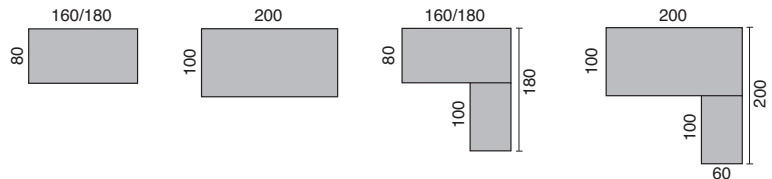
SA
Aluminium
grey



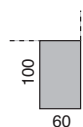
SG
Satin black
grey

The Range

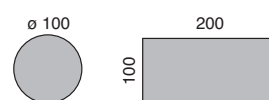
Desking and fixed returns



Extension units



Meeting tables



Standards



Technical specifications

Desks - height 73.5 cm

1 Enamelled glass 8 mm thick worktop, spacer mounted with suction pads.

2 Enamelled glass 8 mm thick worktop, embedded in the structure (user and visitor sides) on a metal ruler.

3 Tops made from 25 mm thick counterweighted particle board with a sheet of decorative melamine, edges protected by a strip of 2 mm thick ABS, in a matching finish to the desktop.

4 Arch-shaped legs made of tubular steel 60 x 30 mm, with matching colour ABS foot caps and fitted with stabilizer feet adjustable through 15 mm.

5 Metal modesty attached with metal inserts on the underside of the melamine worktops or secured to a beam extending between the legs of glass top desks.

6 Melamine pedestal with either 2 or 3 drawers fitted to telescopic runners and ball-bearing rollers. Built-in ABS pen tray. Central locking. Folding key. Additional 5th fixed castor for pedestals with filing drawer.

7 Metal pedestal with either 2 or 3 drawers and choice of either melamine or metal top. Optional cushion pad. One piece construction. Drawers on telescopic runners and ball-bearing rollers allow full extraction. Built-in ABS pen tray. Central locking. Folding key.

8 Circular meeting table with square section tubular metal central stem 8 x 8 cm. Melamine or glass worktop.

9 Melamine cupboards - shell and shelves 19 mm thick, in an aluminium grey, graphite grey or white finish. Optional tops and side panels in melamine finish matching the desks. Toughened glass doors 6 mm thick. Metal handles in an aluminium finish. 3 point lock on high cupboard. 1 point lock on medium and low cupboards. Glass doors are not lockable. Stabilizer feet H. 28 mm, adjust through 15 mm.



■ Rectangular desks



Melamine

W. 166 x D. 80 cm	3 665 207 + top + leg	425
W. 186 x D. 80 cm	3 665 192 + top + leg	497
W. 206 x D. 100 cm	3 665 208 + top + leg	574

W. 166 x D. 80 cm
W. 186 x D. 80 cm
W. 206 x D. 100 cm

Glass

Spacer mounted top

3 665 193 + top + leg	472
3 665 194 + top + leg	497
3 665 180 + top + leg	659

Embedded top

3 665 195 + top + leg	489
3 665 196 + top + leg	523
3 665 209 + top + leg	680

■ Rectangular desks with fixed returns



W. 166 x D. 183 cm	3 665 200 + top + leg	659
W. 186 x D. 183 cm	3 665 201 + top + leg	731
W. 206 x D. 203 cm	3 665 191 + top + leg	808

W. 166 x D. 183 cm
W. 186 x D. 183 cm
W. 206 x D. 203 cm

Spacer mounted top

3 665 202 + top + leg	774
3 665 203 + top + leg	799
3 665 190 + top + leg	969

Embedded top

3 665 204 + top + leg	799
3 665 205 + top + leg	833
3 665 189 + top + leg	990

■ Fixed returns

Attaches to left or right side of rectangular desks



W. 103 x D. 60 cm	3 665 197 + top + leg	242
-------------------	-----------------------	------------

Spacer mounted top

3 665 198 + top + leg	310
-----------------------	------------

Embedded top

3 665 199 + top + leg	319
-----------------------	------------

■ Rectangular desks – depth 60 cm



W. 106 x D. 60 cm	3 665 210 + top + leg	353
-------------------	-----------------------	------------

Spacer mounted top

3 665 181 + top + leg	408
-----------------------	------------

Embedded top

3 665 182 + top + leg	425
-----------------------	------------

■ Metal modesty panels

For melamine worktops

W. 160 cm	3 665 103 + leg	64
W. 180 cm	3 665 104 + leg	68
W. 200 cm	3 665 105 + leg	72

For glass worktops

3 665 106 + leg	111
3 665 145 + leg	119
3 665 146 + leg	128

3 choices of finish for melamine worktops (+ top)



4 choices of finish for glass worktops and doors (+ top)



3 choices of finish for structures (+ leg)



3 choices of finish for cupboard shells (+ fin.)



■ Mobile Pedestals

2 drawers



Metal pedestals with metal top

W.41.8 x D.57 x H.56.9 cm 3 665 154 + leg

234

Metal pedestals with melamine top


W.42 x D.57.2 x H.58.2 cm 3 665 156 + top + leg

281

Melamine pedestals with aluminium grey handles

W.43.6 x D.56 x H.60 cm 3 665 116 + top

225



For metal pedestals

Fabric cushion pad

The fabric cushion pad is fitted to the pedestal. For melamine pedestals it is secured to the top with Velcro, and for metal pedestals it is secured with magnetic strips.

3 665 118 + fab. B

60

3 drawers

3 665 155 + leg

234

3 665 157 + top + leg

281

3 665 117 + top

225

For melamine pedestals

3 665 119 + fab. B

60

■ Meeting tables

Circular table Melamine

Ø 100 cm 3 665 211 + top + leg

404

Rectangular table

W. 206 x D. 100 cm 3 665 208 + top + leg

574

W. 206 x D. 100 cm

Glass

3 665 206 + top + leg

672

Spacer mounted top

3 665 180 + top + leg

659

Embedded top

3 665 209 + top + leg

680

■ Traditional storage solutions

Low cupboards H. 71 x W. 80 x D. 40.7 (without doors) or D. 42.6 cm – 1 shelf

Melamine

Without doors 3 665 150 + fin.

128

2 doors 3 665 035 + top + fin.

217

Glass

3 665 043 + top + fin.

315

Medium cupboards H. 133.3 x W. 80 x D. 40.7 (without doors) or D. 42.6 cm – 3 shelves

Without doors 3 665 151 + fin.

221

2 doors 3 665 034 + top + fin.

349

3 665 036 + top + fin.

438

1/2 doors +
1/2 bookcase 3 665 037 + top + fin.

319

3 665 039 + top + fin.

412

High cupboards H. 197.3 x W. 80 x D. 40.7 (without doors) or D. 42.6 cm – 4 shelves

Without doors 3 665 152 + fin.

255

2 doors 3 665 212 + top + fin.

468

4 doors 3 665 048 + top + fin.

506

3 665 049 + top + fin.

604

1/3 doors + 2/3
bookcase 3 665 038 + top + fin.

370

3 665 033 + top + fin.

434

■ Optional extras for traditional storage solutions

Melamine tops 25 mm thick – matching the worktops

W. 80 x D. 43.2 cm

3 665 138 + top

40

Additional melamine shelf 19 mm thick, matching cupboard shell decorative trim

For cupboard W. 80 cm

3 665 139 + fin.

27

Graphite grey metal shelf for suspension files

For cupboard W. 80 cm

3 665 140 SC

26

Black metal telescopic cradle

For cupboard W. 80 cm

3 665 141 SG

136

