

M38

M38 is a range of contemporary and cutting-edge design executive furniture. With an extensive pallet of colours and choice of elegant materials on offer, M38 has something to suit any contemporary management executive's tastes.

The range successfully incorporates a wide variety of shapes, colours and materials in the design of solid worktops, pedestals and other units.



"Freedom is action, movement, choice. M38 is the answer. The variety of the design, the diversity of shapes offers a wide aesthetical palette. Each has its own style."

NATHALIE MALLET Editing Manager




Efficient day-to-day **management**



**With purity
and subtle
refinement,**
glass brings light
to its surroundings.







Ergonomic and
sleek curved
edges



Shade card

3 choices of finish for melamine worktops and square-section metal leg embellishers



MN
White oak

RL
Amber walnut

ML
Brown oak

2 choices of glass worktop finish



GB
Glossy light grey enamelled

GD
Glossy black enamelled

2 choices of metal leg finish



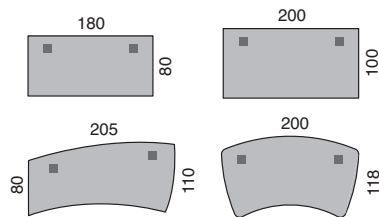
SA
Aluminium grey

LW
Black gloss

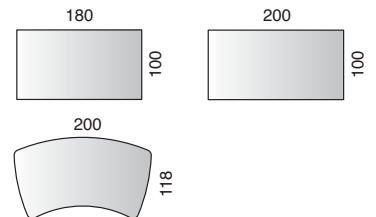
The Range

Desking

Melamine worktops

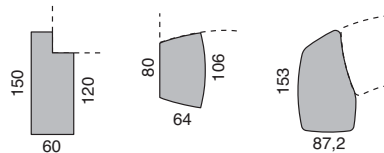


Glass worktops

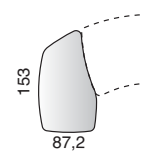


Extension units

Melamine worktops

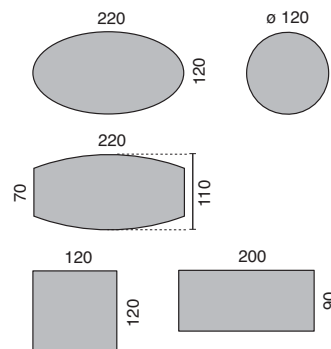


Glass worktops

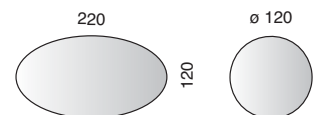


Meeting tables

Melamine worktops



Glass worktops



Standards



1

Guarantee
5
years

Manufactured
to
ISO
9001

Manufactured
to
ISO
14001

except glass tops

Made in
the E.U.

in our facilities
except glass tops

Made in
the E.U.

glass tops



finishes
ML and MN



finish **RL**

Technical specifications

Desks - height 74.8 cm.

1 Tops made from counterweighted, high-density particle board, 38 mm thick. Features 2 square ABS cable ports in an aluminium grey finish, facilitating cable management (main work surfaces only). Strip of ABS 2 mm thick (in matching finish) fitted to desktop edges..

2 Toughened enamelled glass worktop 12 mm thick, for rectangular shaped tops. Smooth and polished joints, rounded on the top and bottom edges. Attaches to the desk structure with suction pads.

3 Frame-shaped legs made of triangular cross-section tubular steel 59 x 59 x 80 mm. Structural support provided by tubular beam attached to the legs. Stabilizer feet adjust through 15 mm.

4 Tubular metal legs of square section 60 x 60 mm, 2 mm thick. Inside surfaces of the leg are covered in a metallic envelope, and 2 outside surfaces with melamine wood-effect embellishers. Legs attach to the structure with screws and inserts. Stabilizer feet adjust through 15 mm.

5 Rounded triangular metal legs, \varnothing 70 mm. Triangular metal top plate. Stabilizer feet (adjustable through 25 mm). Melamine tops rest on 4 structural legs. Glass tops rest on a metal frame, secured by suction pads and supported by 4 structural legs.

6 Metal modesty panel is curved so as to embrace the shape of the worktop. Tubular section frame with decorative groove H. 27 cm or optional rectangular metal modesty panel H. 27 cm with decorative grooves, for melamine or rectangular glass desks.

7 Metal mobile pedestal with decorative melamine front panelling and recessed metal handles matching the pedestal shell. Melamine wood-effect back matching the front panelling. Selective opening metal drawers fitted to telescopic runners and ball-bearing rollers. Top drawer opens fully. Folding key. Built-in ABS pen tray.

8 Deco bookcase, melamine structure 38 mm thick. Features 12 melamine shelves 19 mm thick. Central section with back panel. Choice of brilliant white enamelled glass or melamine sliding doors. Profilled aluminium guide rails. Metal handles in an aluminium finish.

9 Melamine cupboards - shell and shelves 19 mm thick, in grey aluminium or graphite grey finish. Optional tops and side panels in melamine finish matching the doors. Toughened glass doors 6 mm thick. Metal handles in an aluminium finish. 3 point lock on high cupboard. 1 point lock on medium and low cupboards. Glass doors are not lockable. Stabilizer feet H. 28 mm, adjust through 15 mm.



2




3



4



5



6



7



8



9

Square-section metal legs/ melamine embellishers

Structure with melamine worktop

■ Rectangular desks

W. 180 x D. 80 cm	3 095 692 + top + leg	587
W. 200 x D. 100 cm	3 095 693 + top + leg	638

■ Fixed returns for rectangular desks

On square-section leg

W. 150 x D. 60 cm - left-hand return	3 095 694 + top + leg	336
W. 150 x D. 60 cm - right-hand return	3 095 695 + top + leg	336

On structural metal pedestal with inlayed melamine panelling

W. 150 x D. 60 cm - left-hand return	3 095 239 + top + leg	599
W. 150 x D. 60 cm - right-hand return	3 095 234 + top + leg	599

■ Asymmetrical wave desks

W. 205 x D. 110 cm - left-hand return	3 095 698 + top + leg	676
W. 205 x D. 110 cm - right-hand return	3 095 699 + top + leg	676

■ Fixed returns for asymmetrical wave desks

On square-section leg

W. 106 x D. 64/80 cm	3 095 700 + top + leg	327
----------------------	-----------------------	------------

On structural metal pedestal with inlayed melamine panelling

W. 106 x D. 64/80 cm	3 095 223 + top + leg	591
----------------------	-----------------------	------------

■ Optional modesty panels

For rectangular desks W. 180 cm	3 095 670 + leg	64
For rectangular desks W. 200 cm	3 095 671 + leg	68

Frame-shaped legs

■ Rectangular desks

Melamine worktop

W. 180 x D. 80 cm	3 095 203 + top + leg	587
W. 200 x D. 100 cm	3 095 207 + top + leg	655

Glass worktop

W. 180 x D. 100 cm	3 095 690 + top + leg	1084
W. 200 x D. 100 cm	3 095 691 + top + leg	1169

■ Fixed returns for rectangular desks

Structure with melamine worktop

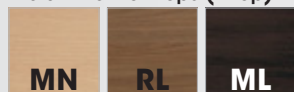
On 'frame' leg

W. 150 x D. 60 cm - left-hand return	3 095 240 + top + leg	315
W. 150 x D. 60 cm - right-hand return	3 095 235 + top + leg	315

On supporting metal pedestal with inlayed melamine panelling

W. 150 x D. 60 cm - left-hand return	3 095 239 + top + leg	599
W. 150 x D. 60 cm - right-hand return	3 095 234 + top + leg	599

3 choices of finish for melamine worktops (+ top)



2 choices of finish for glass worktops (+ top)



2 choices of finish for metal legs (+ leg)



*Except rounded triangular legs

■ Asymmetrical wave desks



Structure with melamine worktop

W. 205 x D. 110 cm - left-hand return

3 095 192 + top + leg

697

W. 205 x D. 110 cm - right-hand return

3 095 189 + top + leg

697

■ Fixed returns for asymmetrical wave desks



Structure with melamine worktop

On 'frame' leg

W. 106 x D. 64/80 cm

3 095 224 + top + leg

302

On structural metal pedestal with inlayed melamine panelling

W. 106 x D. 64/80 cm

3 095 223 + top + leg

591

■ Optional metal modesty panel

For rectangular desks W. 180 cm

3 095 670 + leg

64

For rectangular desks W. 200 cm

3 095 671 + leg

68

Rounded triangular legs

Melamine tops for rectangular, wave and extension units

■ Rectangular desks



W. 180 x D. 80 cm

3 095 206 + top + SA

693

W. 200 x D. 100 cm

3 095 210 + top + SA

778

■ Fixed returns for rectangular desks



Rectangular office desks

W. 150 x D. 60 cm - left-hand return

3 095 243 + top + SA

404

W. 150 x D. 60 cm - right-hand return

3 095 238 + top + SA

404

On structural metal pedestal with inlayed melamine panelling

W. 150 x D. 60 cm - left-hand return

3 095 239 + top + SA

599

W. 150 x D. 60 cm - right-hand return

3 095 234 + top + SA

599

■ Asymmetrical wave office desks



W. 205 x D. 110 cm - left-hand return

3 095 198 + top + SA

829

W. 205 x D. 110 cm - right-hand return

3 095 197 + top + SA

829

■ Fixed returns for asymmetrical wave desks



On 'frame' leg

W. 106 x D. 64/80 cm

3 095 227 + top + SA

395

On structural metal pedestal with inlayed melamine panelling

W. 106 x D. 64/80 cm

3 095 223 + top + SA

591

■ Curved desk

Melamine top

W. 200 x D. 118 cm

3 095 220 + top + SA

799

Glass top

W. 200 x D. 118 cm

3 095 220 + top + SA

1488



■ Fixed returns for curved desk



Melamine top

On rounded triangular legs

W. 153 x D. 87 cm - left-hand return

3 095 233 + top + SA

472

W. 153 x D. 87 cm - right-hand return

3 095 230 + top + SA

472

Glass top

On rounded triangular legs

W. 153 x D. 87 cm - left-hand return

3 095 233 + top + SA

978

W. 153 x D. 87 cm - right-hand return

3 095 230 + top + SA

978



Melamine top

On structural metal pedestal with inlayed melamine panelling

W. 153 x D. 87 cm - left-hand return

3 095 231 + top + SA

710

W. 153 x D. 87 cm - right-hand return

3 095 228 + top + SA

710



■ Optional metal modesty panel

For rectangular desks W. 180 cm

3 095 670 + leg

64

For rectangular desks W. 200 cm

3 095 671 + leg

68

For curved desks

3 095 668 + SA

196

Meeting tables

■ Oval W. 220 x D. 120 cm – seats 8 people



Melamine top

4 rounded triangular legs

3 095 131 + top + SA

846

4 square-section metal legs/ melamine embellishers

3 095 702 + top + leg

816

2 central stems

3 095 721 + top + leg

1207

Glass top

4 rounded triangular legs

3 095 131 + top + SA

1777

■ Circular ø 120 cm – seats 4 people



Melamine top

4 rounded triangular legs

3 095 137 + top + SA

621

4 square-section metal legs/ melamine embellishers

3 095 703 + top + leg

591

1 central stem

3 095 723 + top + leg

642

Glass top

1 central stem

3 095 723 + top + leg

1097

■ Barrel W. 220 x D. 110 cm - seats 6/8 people



Melamine top

4 rounded triangular legs

3 095 134 + top + SA

791

4 square-section metal legs/ melamine embellishers

3 095 704 + top + leg

761

2 central stems

3 095 722 + top + leg

1199

■ Square W. 120 x D. 120 cm - seats 4 people



Melamine top

4 rounded triangular legs

3 095 705 + top + SA

582

4 square-section metal legs/ melamine embellishers

3 095 706 + top + leg

553

4 square-section metal legs, grey aluminium finish

3 095 707 + top + SA

458

■ Rectangular W. 200 x D. 90 cm - seats 6/8 people



Melamine top

4 square-section metal legs/ melamine embellishers

3 095 708 + top + leg

663

4 square-section metal legs, grey aluminium finish

3 095 728 + top + SA

560

Easy reach storage solutions

■ Pedestals



Metal pedestals - decorative melamine front panelling

W. 42 x D. 56 x H. 58.8 cm

1 box drawer + 1 filing drawer
3 box drawers

3 095 726 + top + fin.
3 095 727 + top + fin.

336
336



Melamine pedestals - aluminium grey SB recessed handles

W. 43 x D. 57.5 x H. 55.50 cm

1 box drawer + 1 filing drawer
3 box drawers

3 095 681 + top + SB
3 095 682 + top + SB

285
285

■ Deco bookcases

W. 200 x D. 46 cm - grey aluminium SB handles

Melamine doors

H. 83.6 cm
H. 200 cm

3 095 716 + top + SB
3 095 717 + top + SB

884
1675

Glass doors

H. 83.6 cm
H. 200 cm

3 095 725 + top + GK
3 095 724 + top + GK

1101
1828

■ Traditional storage solutions

Low cupboards H. 71 x W. 80 x D. 40.7 (without doors) or D. 42.6 cm - 1 shelf

Without doors
2 plain doors
2 frosted glass doors
2 glossy enamelled glass doors
Refrigerator unit

3 095 634 + fin.
3 095 641 + top + fin.
3 095 643 + fin. + GA
3 095 643 + fin. + col.
3 095 729 + top + fin.

128
263
366
332
985

Medium cupboards H. 133.3 x W. 80 x D. 40.7 (without doors) or D. 42.6 cm - 3 shelves

Without doors
2 plain doors
2 frosted glass doors
2 glossy enamelled glass doors
2 plain doors + 1/2 bookcase

3 095 632 + fin.
3 095 639 + top + fin.
3 095 642 + fin. + GA
3 095 642 + fin. + col.
3 095 645 + top + fin.

221
373
510
438
339

High cupboards H. 197.3 x W. 80 x D. 40.7 (without doors) or D. 42.6 cm - 4 shelves

Without doors
2 plain doors
4 plain doors
1/3 plain doors + 2/3 frosted glass doors
1/3 plain doors + 2/3 enamelled glass doors
4 plain doors + central bookcase
1/3 plain doors + 2/3 central bookcase
Wardrobe

3 095 633 + fin.
3 095 640 + top + fin.
3 095 644 + top + fin.
3 095 658 + top + fin. + GA
3 095 658 + top + fin. + col.
3 095 647 + top + fin.
3 095 646 + top + fin.
3 095 718 + top + fin.

255
492
527
633
578
519
421
587

■ Optional extras for traditional storage solutions

Decorative top 19 mm thick, D. 43.20 cm

W. 80 cm
W. 160 cm

3 095 709 + top
3 095 710 + top

50
84


Decorative side panels 19 mm thick. Require fitting of decorative top (on request)

Set of 2 side panels for cupboard H. 71 cm
Set of 2 side panels for cupboard H. 133.3 cm
Set of 2 side panels for cupboard H. 1697.3 cm

3 095 711 + top
3 095 712 + top
3 095 713 + top

50
84
118


3 choices of finish for melamine tops (+ top)



2 choices of finish for glass worktops (+ top)




2 choices of finish for metal legs (+ leg)



2 choices of finish for melamine cupboard shells (+ fin.)



6 choices of colour for glass doors (+ col.)



* Except rounded triangular legs