

Kara

Kara is a versatile range of executive furniture that combines a linear design with up to date finishes. Its effective and stylish design combines expansive work surfaces with practical storage solutions adapted to the needs of today's executives.



"I wanted to find a desk that projected a sober yet contemporary image. With its long clean lines, high quality finish and elegant supporting return, Kara is everything I was looking for."

PASCAL MOREAU Special projects estimator



Decision-making



Clean lines and expertly conceived finishing touches









Shade card

3 melamine worktop and leg finishes



MN
White oak



RL
Amber walnut



ML
Brown oak

1 glass worktop finish



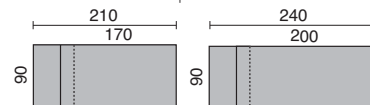
GK*
Gloss white enamelled

The Range

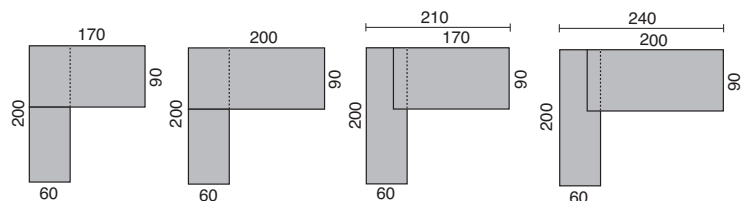
Rectangular office desks



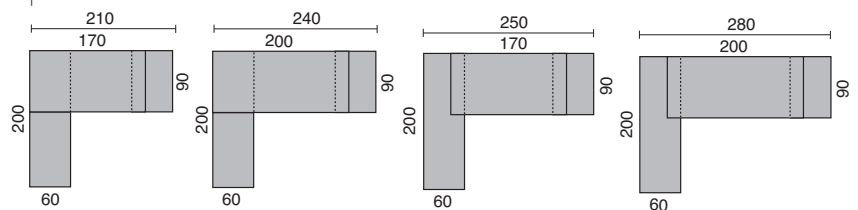
Rectangular office desks with structural pedestal



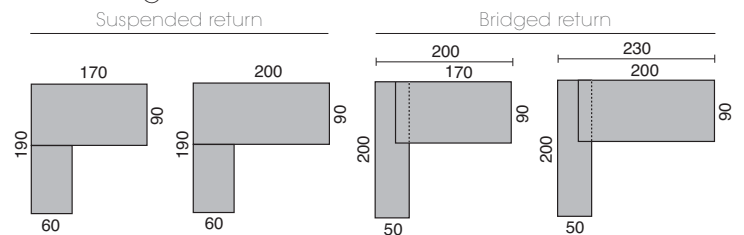
Rectangular office desks with return



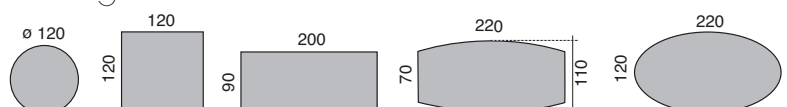
Rectangular office desks with return and pedestal



Rectangular office desks with return * *



Meeting



*Return and pedestals only - ** on request

Standards



MN and ML finishes



RL finish



1 2



3 4



5



5

Technical specifications

Desks – height 74 cm

1 Melamine balanced high-density fibreboard panel, 38 mm thick. 2 mm thick strip of ABS (in matching finish) fitted to desktop outline and rounded on the top and bottom edges.

2 Melamine panel legs 38 mm thick, fitted with metal crossbars W.200 x 38 mm, affording the unit an elegant and functional finish.

3 Fixed structural metal crossbar in an aluminium grey finish.

4 Optional matching melamine modesty panel, height 30 cm.

5 Supporting return resting on melamine leg fitted with 2 metallic finish PVC strips. Toughened enamelled glass worktop 6mm thick, or melamine worktop 38 mm thick. Cable ports integrated in the return panel facilitate cable management.

6 Large 3 drawer pedestal unit protrudes beyond the end of the desktop, offering additional work surface. Drawers open with «push & latch» mechanism. Enamelled glass top 6mm thick, or melamine top 38 mm thick. Features a drawer incorporating a pen tray: W. 60 x D. 90 x H. 69 cm

7 Rectangular or square meeting table, supported by 4 metal legs with melamine finish on the external surfaces that match the worktops.

8 Deco bookcase, melamine structure 38 mm thick. Features 12 melamine shelves 19 mm thick. Central section with back panel. Brilliant white enamelled glass sliding doors. Profiled aluminium guide rails. Metal handles in an aluminium finish.

9 Melamine cupboards - carcass and shelves 19 mm thick, aluminium grey finish. Doors and tops in melamine finish matching the worktops. Toughened glass doors 6 mm thick. Metal handles in an aluminium finish. 3 point lock on high cupboard. 1 point on medium and low cupboards. No lock on glass doors. Stabilizer feet H. 28 mm, adjust through 15 mm.



6



7



8



9

■ Rectangular office desks

Structural pedestal and supporting return can be positioned on left or right.



Without modesty panel
 W. 170 x D. 90 cm 3 636 064 + top + top **489**
 W. 200 x D. 90 cm 3 636 066 + top + top **582**

With modesty panel

3 636 113 + top + top **527**
 3 636 115 + top + top **621**



With 3 drawer structural pedestal
 W. 210 x D. 90 cm 3 636 065 + top + top **952**
 W. 240 x D. 90 cm 3 636 067 + top + top **1046**

3 636 114 + top + top **995**
 3 636 116 + top + top **1088**

■ Rectangular office desks with return



With aligned melamine top return
 W. 170 x D. 200 cm 3 636 060 + top + top **893**
 W. 200 x D. 200 cm 3 636 062 + top + top **986**

3 636 101 + top + top **931**
 3 636 108 + top + top **1024**



With aligned glass top return
 W. 170 x D. 200 cm 3 636 060 + top + GK **1250**
 W. 200 x D. 200 cm 3 636 062 + top + GK **1343**

3 636 101 + top + GK **1288**
 3 636 108 + top + GK **1381**



With non-aligned melamine top return
 W. 210 x D. 200 cm 3 636 056 + top + top **910**
 W. 240 x D. 200 cm 3 636 058 + top + top **1003**

3 636 096 + top + top **952**
 3 636 099 + top + top **1046**



With non-aligned glass top return
 W. 210 x D. 200 cm 3 636 056 + top + GK **1271**
 W. 240 x D. 200 cm 3 636 058 + top + GK **1364**

3 636 096 + top + GK **1309**
 3 636 099 + top + GK **1403**

■ Rectangular office desks with return and structural pedestal



With 3 drawer structural pedestal and aligned melamine top return
 W. 210 x D. 200 cm 3 636 061 + top + top **1313**
 W. 240 x D. 200 cm 3 636 063 + top + top **1407**

3 636 094 + top + top **1352**
 3 636 098 + top + top **1445**



With melamine top 3 drawer structural pedestal and aligned glass top return
 W. 210 x D. 200 cm 3 636 061 + top + GK **1670**
 W. 240 x D. 200 cm 3 636 063 + top + GK **1764**

3 636 094 + top + GK **1709**
 3 636 098 + top + GK **1802**



With glass top 3 drawer structural pedestal and aligned return
 W. 210 x D. 200 cm 3 636 102 + top + GK **1781**
 W. 240 x D. 200 cm 3 636 106 + top + GK **1874**

3 636 111 + top + GK **1819**
 3 636 112 + top + GK **1913**

■ Rectangular office desks with return and structural pedestal

Structural pedestal and supporting return can be positioned on left or right.

Without modesty panel

With modesty panel

With 3 drawer structural pedestal and non-aligned melamine top return



W. 250 x D. 200 cm 3 636 057 + top + top

1330

3 636 097 + top + top

1369

W. 280 x D. 200 cm 3 636 059 + top + top

1424

3 636 100 + top + top

1462

With melamine top 3 drawer structural pedestal and non-aligned glass top return



W. 250 x D. 200 cm 3 636 057 + top + GK

1683

3 636 097 + top + GK

1721

W. 280 x D. 200 cm 3 636 059 + top + GK

1777

3 636 100 + top + GK

1815

With glass top 3 drawer structural pedestal and non-aligned return



W. 250 x D. 200 cm 3 636 109 + top + GK

1794

3 636 103 + top + GK

1832

W. 280 x D. 200 cm 3 636 110 + top + GK

1887

3 636 105 + top + GK

1925

■ Rectangular office desks with suspended or bridge return

ON REQUEST (allow 6 weeks). For quantities of 5 desks or more, contacts us for order details.

Desk with suspended return to be positioned on left or right



W. 170 x D. 90 cm 3 636 117 + top + top

1088

W. 200 x D. 90 cm 3 636 118 + top + top

1118

Desk with bridge return to be positioned on left or right, without integrated storage solutions



W. 200 x D. 200 cm 3 636 119 + top + top

1216

W. 230 x D. 200 cm 3 636 120 + top + top

1258

Desk with bridge return to be positioned on left or right, with integrated storage solutions and CPU desk mount



W. 200 x D. 200 cm 3 636 121 + top + top

2287

W. 230 x D. 200 cm 3 636 122 + top + top

2325

■ Free-standing extension unit

ON REQUEST (allow 6 weeks). For quantities of 5 desks or more, contacts us for order details.

Extension unit without integrated storage solutions



W. 200 x D. 50 cm 3 636 123 + top + top

727


Extension unit with integrated storage solutions and CPU desk mount



W. 200 x D. 50 cm 3 636 124 + top + top

1794

3 melamine worktop and leg finishes (+ top)



1 glass worktop finish



*return and pedestals only

■ Easy-reach storage solutions

Mobile melamine pedestals

Built-in pen tray. Selective drawer opening mechanism, open to a depth of 75%. Central locking. Metal handles in aluminium grey.



W. 40 x D. 60 x H. 55.40 cm

2 drawers, 1 for SF

3 636 091 + top + SB

285

3 drawers

3 636 092 + top + SB

285

■ Meeting desks

Square or rectangular desks with 4 square section tubular metal legs 60 x 60 mm in an aluminium grey finish or 2 external surfaces in wood-effect finish. Round and barrel desks supported by 1 or 2 central stems in an aluminium grey finish.



Square section metal legs

Square section wood-effect legs

4 leg tables

W. 120 x D. 120 cm 3 636 140 + top + SA

458

3 636 165 + top + SA

553

W. 200 x D. 90 cm 3 636 148 + top + SA

560

3 636 166 + top + SA

663

Round table

Ø 120 cm

1 central stem

3 636 163 + top + SA

642

Barrel table with 2 central stems

W. 220 x D. 110 cm

2 central stems

3 636 164 + top + SA

1199

■ Guest low tables

Melamine table tops and legs, 38 mm thick. > Height 40 cm.

2 finishes on request (allow 5 weeks): white oak MN and brown oak ML

W. 70 x D. 70 cm

6 720 029 + top

166


W. 110 x D. 70 cm

6 720 030 + top

183

■ Deco bookcase

Melamine structure 38 mm thick. Melamine shelves 19 mm thick. Brilliant white enamelled glass sliding doors or standard melamine door. Profiled aluminium guide rails. Metal handles in an aluminium finish.



Melamine doors

Glass doors

W. 200 x H 200 cm 3 636 167 + top. + SB

1675

3 636 150 + top + GK

1828

W. 200 x H. 83.6 cm 3 636 168 + top. + SB

884

3 636 093 + top + GK

1101

■ Traditional storage solutions

Low cupboards H. 71 x W. 80 x D. 40.7 (without doors) or D. 42.6 cm - 1 shelf

Without doors

3 636 084 MH

128

2 full-panel doors

3 636 077 + top + MH

263

2 enamelled glass doors

3 636 070 GK MH

315

2 frosted glass doors

3 636 070 GA MH

366

Refrigerator unit

3 636 169 + top + MH

985





Medium cupboards H. 133.3 x W. 80 x D. 40.7 (without doors) or D. 42.6 cm – 3 shelves

Without doors	3 636 085 MH	221
2 full-panel doors	3 636 078 + top + MH	373
2 enamelled glass doors	3 636 071 GK MH	438
2 frosted glass doors	3 636 071 GA MH	510
1/2 full-panel door + 1/2 bookcase	3 636 073 + top + MH	339



High cupboards H. 197.3 x W. 80 x D. 40.7 (without doors) or D. 42.6 cm – 4 shelves

Without doors	3 636 086 MH	255
2 full-panel doors	3 636 079 + top + MH	492
4 full-panel doors	3 636 072 + top + MH	527
1/3 full-panel doors + 2/3 enamelled glass doors	3 636 076 + top + MH GK	578
1/3 full-panel doors + 2/3 frosted glass doors	3 636 076 + top + MH GA	633
4 full-panel doors + central bookcase	3 636 075 + top + MH	519
1/3 full-panel doors + 2/3 central bookcase	3 636 074 + top + MH	421
Wardrobe	3 636 162 + top + MH	587

■ Options for traditional storage solutions

Decorative melamine top 19 mm thick, matching the doors D. 43.20 cm

W. 80 cm	3 636 131 + top	50
W. 160 cm	3 636 132 + top	84



Set of 2 decorative side panels 19 mm thick. Require fitting of decorative melamine top (on request – allow 6 weeks)

For cupboard H. 71 cm	3 636 137 + top	50
For cupboard H. 133.3 cm	3 636 138 + top	84
For cupboard H. 197.3 cm	3 636 139 + top	118

Optional melamine shelf

For cupboard W. 80 cm	3 636 134 MH	27
-----------------------	--------------	-----------



Optional metal shelf for suspension files, in graphite grey finish.

For cupboard W. 80 cm	3 636 135 SC	26
-----------------------	--------------	-----------




Telescopic metal filing cradles for suspension files, in black finish.

For cupboard W. 80 cm	3 636 136 SG	136
-----------------------	--------------	------------



3 choices of worktop, leg and melamine door finish (+top)



2 choices of glass door colour



1 finish for melamine cupboard shell

