

Actium


Actium, a modern rendition of the office space. Crisp leg profiles and convivial worktop designs offer an appealing meeting space for visitors. Rich wood veneers and modern glazed surfaces convene in this singular collection of executive office furniture.



"Combining solid construction with gracefully drawn silhouettes, Actium is at the cutting edge of executive office design."

FRANCIS LEGROUT Technical Director, Product Design and Processes





Striking quadrangular desks invite both a sense of purpose and conviviality










Shade card

3 choices of wood veneer tops from stock and 1 on request



JQ

Light oak

JS

Walnut

JR

Ebony

JU*

Olive tree

*on request (allow 6 weeks for delivery)

4 choices of glass tops from stock



GB

Enamelled
glossy light grey

GD

Enamelled
glossy black

GA**

Transparent
frosted

GH**

Transparent
smoked grey

** 4 leg models only

2 choices of finish for metal legs



SA

Aluminium
grey

LW

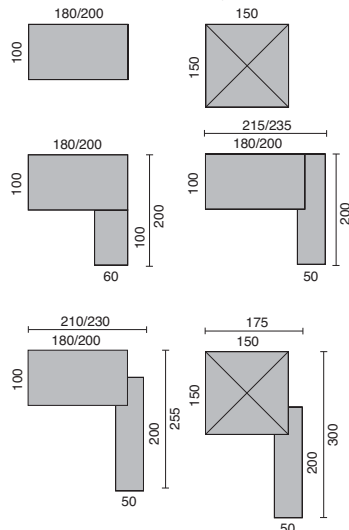
Glossy
black

Being a natural product, wood veneers may appear to vary in colouring and pattern, particularly when viewed at different angles to the grain and at different angles to the light.

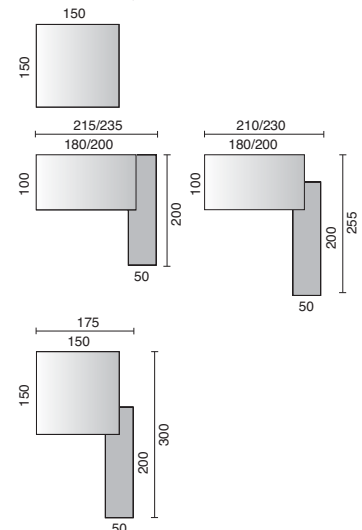
The Range

Desking and extension units

Wood veneer tops



Glass tops

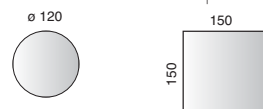


Meeting tables

Wood veneer tops



Glass tops



Standards



Technical specifications




1



2



3



4

Tops 17.4 mm thick - Desk height: 72.74 cm.

Tops 12 mm thick - Desk height : 72.2 cm.

Fibre board panels, with density 670 to 690 kg/m³ (standard density for wood veneer purposes) covered in a decorative wood veneer overlay. Natural aspect 7/10 thick veneer coated with semi-matt water based varnish.

1 Wood veneer tops 17.4 mm thick. Desk top has straight sides covered in wood veneer edging, rounded at the top and bottom, matching the worktop decorative finish.

2 Wood veneer tops 17.4 mm thick, 150 x 150 cm. Formed by joining of 4 triangular sections assembled with steel brackets to the metal frame of the desk. The wood grain is aligned to converge at the geometric centre of the top.

3 Toughened safety glass top 12 mm thick. Smoothed joins and rounded edges for maximum user comfort. 3 choices of finish: clear glass with enamelled underside, frosted clear glass, tinted glass.

4 Mobile metal pedestal with inlayed wood veneer front panels. Fitted with recessed metal handles matching pedestal shell. Optional wood veneer top. Metal drawers mounted on ball-bearing runners. All drawers open to a depth of 100%. Integrated pen tray. Central locking mechanism.

5 Metal desk structure comprising a supporting frame made from triangular section tubular steel. 4 legs made from 15/10 sheet steel. Top plates secured to the desk frame with metal screws on the outside of the leg. Legs fitted with stabilizer feet ø 50 mm, adjustable through 15 mm.

6 Triangular section tubular steel "Frame" design legs (59 x 59 x 80 mm). Structural rigidity ensured by a tubular horizontal crossbar assembled to the lower leg sections. Fitted with stabilizer feet, adjustable through 15 mm.

7 Optional grooved metal modesty panel H. 27 cm, suitable for rectangular desks with melamine or glass tops.

8 Cupboard with high gloss melamine shell 19 mm thick. Doors and decorative top made from 17.4 mm thick wood veneer, matching the desk worktops. High gloss melamine shelves 28 mm thick, matching the cupboard shell. Melamine edging in the same finish as the cupboard shell and shelving. Wood veneer doors open by means of "Push&Pull" system (no handles). Central compartment with drop leaf door, handle fitted flush along the length of the door top (profiled aluminium channel). Wood grain aligned horizontally along door width.



5



6



7



8

4 legs - supporting steel frame

■ Square desks



	Glass tops	Enamelled	Transparent
W. 150 x D. 150 cm	3 160 023 + top + leg	1318	3 160 023 + top + leg
Wood veneer tops	From stock	On request	
W. 150 x W. 150 cm	3 160 020 + top + leg	1692	3 160 020 JU + leg

■ Rectangular desks



	Glass tops	Enamelled	Transparent
W. 180 x D. 100 cm	3 160 021 + top + leg	1148	3 160 021 + top + leg
W. 200 x D. 100 cm	3 160 022 + top + leg	1233	3 160 022 + top + leg
Wood veneer tops	From stock	On request	
W. 180 x D. 100 cm	3 160 018 + top + leg	927	3 160 018 JU + leg
W. 200 x D. 100 cm	3 160 019 + top + leg	978	3 160 019 JU + leg

■ Square desks with fixed supporting return

Melamine return shell in a high gloss black RO or aluminium grey MH finish, matching the metal leg finish. Metal handles in assorted finish.



	Glass tops	From stock	On request
Structural melamine top matching the metal leg finish. Wood veneer sliding doors (+ col.)	W. 175 x D. 300 cm	3 160 035 + top + leg + col.	2372
			3 160 035 + top + leg + JU
			2665
Structural wood veneer top and sliding doors (+ col.)	W. 175 x D. 300 cm	3 160 032 + top + leg + col.	2542
			3 160 032 + top + leg + JU
			2818
Wood veneer tops	From stock	On request	
Structural melamine top matching the supporting return and metal leg finish. Sliding doors assorted to worktop finish.	W. 175 x D. 300 cm	3 160 029 + top + leg	2763
			3 160 029 JU + leg
			3472
Structural wood veneer top and sliding doors assorted to worktop finish.	W. 175 x D. 300 cm	3 160 026 + top + leg	2967
			3 160 026 JU + leg
			3676

■ Rectangular desks with supporting return

Melamine return shell in a high gloss black RO or aluminium grey MH finish, matching the metal leg finish. Metal handles in assorted finish.



	Glass tops	From stock	On request
Structural melamine top matching the metal leg finish. Wood veneer sliding doors (+ col.)	W. 210 x D. 255 cm	3 160 033 + top + leg + col.	2202
	W. 230 x D. 255 cm	3 160 034 + top + leg + col.	2253
			3 160 033 + top + leg + JU
			2465
			3 160 034 + top + leg + JU
			2512
Structural wood veneer top and sliding doors (+ col.)	W. 210 x D. 255 cm	3 160 030 + top + leg + col.	2321
	W. 230 x D. 255 cm	3 160 031 + top + leg + col.	2372
			3 160 030 + top + leg + JU
			2584
			3 160 031 + top + leg + JU
			2631
Wood veneer tops	From stock	On request	
Structural melamine top matching the supporting return and metal leg finish. Sliding doors assorted to worktop finish.	W. 210 x D. 255 cm	3 160 027 + top + leg	1947
	W. 230 x D. 255 cm	3 160 028 + top + leg	1998
			3 160 027 JU + leg
			2367
			3 160 028 JU + leg
			2431
Structural wood veneer top and sliding doors assorted to worktop finish.	W. 210 x D. 255 cm	3 160 024 + top + leg	2151
	W. 230 x D. 255 cm	3 160 025 + top + leg	2202
			3 160 024 JU + leg
			2571
			3 160 025 JU + leg
			2635

■ Optional vertical cable holder

Metal cable holder for 4-leg desks, attaches magnetically to metal legs

3 160 069 + leg	106
-----------------	------------

Frame legs

■ Square desks



Glass tops

W. 150 x D. 150 cm

Enamelled

3 160 041 + top + leg

1352



Wood veneer tops

W. 150 x W. 150 cm

From stock

3 160 038 + top + leg

1777

On request

3 160 038 JU + leg

2231

■ Rectangular desks



Glass tops

W. 180 x D. 100 cm

W. 200 x D. 100 cm

Enamelled

3 160 039 + top + leg

1084

3 160 040 + top + leg

1169



Wood veneer tops

W. 180 x D. 100 cm

W. 200 x D. 100 cm

From stock

3 160 036 + top + leg

808

3 160 037 + top + leg

846

On request

3 160 036 JU + leg

961

3 160 037 JU + leg

1012

■ Square desks with supporting return

Melamine desk return shell in a high gloss black RO or aluminium grey MH finish, matching the metal leg finish. Metal handles in assorted finish. Return unit depth: 50 cm.



Glass tops

Structural melamine top matching the metal leg finish. Wood veneer sliding doors (+ col.)

W. 175 x D. 300 cm

From stock

3 160 053 + top + leg + col.

2202

On request

3 160 053 + top + leg + JU

2482

Top structurel et portes coulissantes ébénisterie (+ col.)

W. 175 x D. 300 cm

3 160 050 + top + leg + col.

2542

3 160 050 + top + leg + JU

2822

Wood veneer tops

Structural melamine top matching the supporting return and metal leg finish. Sliding doors assorted to worktop finish.

W. 175 x D. 300 cm

3 160 047 + top + leg

2763

On request

3 160 047 JU + leg

3545

Structural wood veneer top and sliding doors assorted to worktop finish.

W. 175 x D. 300 cm

3 160 044 + top + leg

3103

3 160 044 JU + leg

3885



■ Rectangular desks with supporting return

Melamine desk return shell in a high gloss black RO or aluminium grey MH finish, matching the metal leg finish. Metal handles in assorted finish. Return unit depth: 50 cm.



Glass tops

Structural melamine top matching the metal leg finish. Wood veneer sliding doors (+ col.)

W. 215 x D. 200 cm

From stock

3 160 051 + top + leg + col.

1998

On request

3 160 051 + top + leg + JU

2265

W. 235 x D. 200 cm

3 160 052 + top + leg + col.

2083

3 160 052 + top + leg + JU

2346

Structural wood veneer top and sliding doors (+ col.)

W. 215 x D. 200 cm

3 160 048 + top + leg + col.

2248

3 160 048 + top + leg + JU

2516

W. 235 x D. 200 cm

3 160 049 + top + leg + col.

2287

3 160 049 + top + leg + JU

2542

Wood veneer tops

Structural melamine top matching the supporting return and metal leg finish. Sliding doors assorted to worktop finish.

W. 215 x D. 200 cm

3 160 045 + top + leg

1649

On request

3 160 045 JU + leg

2057

W. 235 x D. 200 cm

3 160 046 + top + leg

1743

3 160 046 JU + leg

2163

Structural wood veneer top and sliding doors assorted to worktop finish.

W. 215 x D. 200 cm

3 160 042 + top + leg

1900

3 160 042 JU + leg

2308

W. 235 x D. 200 cm

3 160 043 + top + leg

1947

3 160 043 JU + leg

2367



4 choices of finish for worktops
(+ top) and sliding doors (+ col.)



From stock

On request

4 choices of finish for glass
worktops (+ top)



From stock

* 4 leg desks only

2 choices of finish for shell
and supporting return



From stock

2 choices of finish for metal
leg (+ leg)



From stock

■ Rectangular desks with fixed return

Fixed return unit depth: 60 cm.



Wood veneer tops

W. 180 x D. 200 x 60 cm
W. 200 x D. 200 x 60 cm

From stock

3 160 054 + top + leg
3 160 055 + top + leg

1186

1233

On request

3 160 054 JU + leg
3 160 055 JU + leg

1347

1407

■ Optional metal modesty panel



Compatible with Frame leg desks only

For desks W. 180 cm
For desks W. 200 cm

3 160 056 + leg
3 160 057 + leg

64

68

Meeting tables

■ Circular tables



Glass tops

Ø 120 cm on central stem

Enamelled

3 160 062 + top + leg

1097

Transparent

3 160 062 + top + leg

1097



Wood veneer tops

Ø 120 cm on central stem

From stock

3 160 058 + top + leg
3 160 059 + top + fin.

672

1012

On request

3 160 058 JU + leg
3 160 059 JU + leg

825

1169

■ Square tables



Glass tops

W. 150 x D. 150 cm on centred Frame base

Enamelled

3 160 063 + top + leg

1352



Wood veneer tops

W. 150 x D. 150 cm on centred Frame base
W. 150 x D. 150 cm on 4 legs

From stock

3 160 060 + top + leg
3 160 061 + top + leg

1777

1692

On request

3 160 060 JU + leg
3 160 061 JU + leg

2231

2134

Easy reach storage units

■ Mobile metal pedestal, drawer fronts with wood veneer inlay

Metal handles assorted to pedestal finish



H. 58.8 x W. 42 x D. 56 cm

1 box drawer + 1 filing drawer
3 box drawers

From stock

3 160 064 + top + leg
3 160 065 + top + leg

553

553

On request

3 160 064 JU + leg
3 160 065 JU + leg

621

621

Optional wood veneer top for pedestals

3 160 066 + top

145

3 160 066 JU

204

■ Low credenzas with 2 sliding doors



Melamine shell and structural top in a high gloss black RO or aluminium grey MH finish (+ fin.). Metal handles in assorted finish. Resting on 6 metal feet matching the credenza shell finish. Wood veneer sliding doors.

H. 66.7 x W. 200 x D. 50 cm

3 160 068 + top + fin.

1135

3 160 068 + JU + fin

1398



Melamine shell in a high gloss black RO or aluminium grey MH finish (+ fin.). Metal handles in assorted finish. Resting on 6 metal feet matching the credenza shell finish. Wood veneer top and sliding doors.

H. 66.7 x W. 200 x D. 50 cm

3 160 067 + top + fin.

1339

3 160 067 + JU + fin



1602

Deco storage solutions

Melamine cupboard shell in a high gloss black RO or aluminium grey MH finish (+ fin.). Wood veneer doors (+ top). Drop leaf compartment door assorted to the melamine structure finish.




	From stock	On request
 Low cupboard H. 83.5 x W. 100 x D. 46 cm - 1 shelf 2 wood veneer doors	3 160 070 + top + fin. 808	3 160 070 + JU + fin. 986
 Medium cupboard H. 115.7 x W. 100 x D. 46 cm - 2 shelves 2 wooden doors, with open compartment in the top section	3 160 071 + top + fin. 1063	3 160 071 + JU + fin. 1237
	2 wooden doors, with drop leaf door compartment in the top section	3 160 072 + top + fin. 1267
 High cupboard H. 191.7 x W. 100 x D. 46 cm - 4 shelves 4 doors, with open compartment in the central section	3 160 073 + top + fin. 1658	3 160 073 + JU + fin. 1934
	4 doors, with drop leaf door compartment in the central section	3 160 074 + top + fin. 1862

Optional extras for Deco cupboards

	From stock	On request
 Optional wood veneer top for cupboards W. 100 cm	3 140 009 + top 166	3 140 009 JU 234
 Additional melamine shelf	3 140 043 + RO or MH 47	

Traditional storage solutions


Melamine cupboard shell and shelves 19 mm thick. 2 choices of finish : MH aluminium grey or MY graphite grey (+ fin.). Handles in an aluminium grey finish. Toughened safety glass doors 4 mm thick with aluminium frame.

	Enamelled	Transparent
 Low cupboard H. 71 x W. 80 x D. 42.6 cm 2 glass doors	3 160 075 + top + fin. 799	3 160 075 + top + fin. 799
 Medium cupboard H. 133.3 x W. 80 x D. 42.6 cm 2 glass doors	3 160 076 + top + fin. 1118	3 160 076 + top + fin. 1118
 High cupboard H. 197.3 x W. 80 x D. 42.6 cm 4 glass doors	3 160 077 + top + fin. 1832	3 160 077 + top + fin. 1832

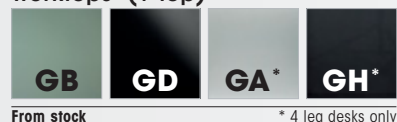
Optional extras for traditional storage units

Optional melamine shelf in an aluminium grey or graphite grey finish. For cupboards W. 80 cm	3 160 078 + fin. 27
Optional decorative top for traditional storage units - contact us for details	


4 choices of finish for worktops (+ top) and sliding doors (+ col.)



4 choices of finish for glass worktops (+ top)



2 choices of finish for shell and supporting return



2 choices of finish for metal leg (+ leg)

